


A THESIS

**THE STUDENTS' PERCEPTION OF USING MICROSOFT
TEAMS APPLICATION AT THE ELEVEN GRADE
SMAN 10 PINRANG**



BY:

**RAHMI RUSDIN
REG NUM. 17.1300.030**

**ENGLISH EDUCATION PROGRAM
FACULTY OF TARBIYAH
STATE ISLAMIC INSTITUTE
PAREPARE**

2022

A THESIS

**THE STUDENTS' PERCEPTION OF USING MICROSOFT
TEAMS APPLICATION AT THE ELEVEN GRADE SMAN 10
PINRANG**



BY:

**RAHMI RUSDIN
17.1300.030**

Submitted to the English Education Program of Tarbiyah Faculty of State Islamic
Institute of Parepare in Partial of Fulfillment of the Requirements
for the Degree of Sarjana Pendidikan (S.Pd)

**ENGLISH EDUCATION PROGRAM
FACULTY OF TARBIYAH
STATE ISLAMIC INSTITUTE
PAREPARE**

2022

**THE STUDENTS' PERCEPTION OF USING MICROSOFT TEAMS
APPLICATION AT THE ELEVEN GRADE SMAN 10 PINRANG**

THESIS

**As a Part of Fulfillment of the Requirement for the Degree of Sarjana
Pendidikan (S.Pd)**

English Education Program

Submitted by

**RAHMI RUSDIN
REG. NUM. 17.1300.030**

to

PAREPARE

**ENGLISH EDUCATION PROGRAM
FACULTY OF TARBIYAH
STATE ISLAMIC INSTITUTE
PAREPARE**

2022

ENDORSEMENT OF CONSULTANT COMMISSIONS

The Title of Thesis : The Students' Perception of Using
Microsoft Teams Application at the Eleven
Grade SMAN 10 Pinrang
Name of the Student : Rahmi Rusdin
Student Reg. Number : 17.1300.030
Study Program : English Program
Faculty : Tarbiyah
By Virtue of Consultant : SK The Dean of Tarbiyah Faculty
Degree No: 803 Tahun 2021

Approved by

Consultant Commission

Consultant : Dra. Hj. Nanning, M.Pd.

NIP : 19680523 200003 2 005

Co-Consultant : Dr. Arqam, M.Pd.

NIP : 19740329200212 1 00 1




Cognizant of,

Tarbiyah Faculty

Dean,




Dr. H. Saepudin, S.Ag., M.Pd.
NIP. 19721216199903 1 001

A THESIS

THE STUDENTS' PERCEPTION OF USING MICROSOFT TEAMS
APPLICATION AT THE ELEVEN GRADE SMAN 10 PINRANG

Submitted by

RAHMI RUSDIN

Reg.Num 17.1300.030

Had been examined of February 18th, 2022 and had been declared that it full filled
the requirements

Approved by


Consultant Commissions

Consultant : Dra. Hj. Nanning, M.Pd.

NIP : 19680523 200003 2 005

Co-Consultant : Dr. Arqam, M.Pd.

NIP : 19740329200212 1 00 1



Cognizant of,

Tarbiyah Faculty



Dr. H. Saepudin, S.Ag., M.Pd
NIP: 19721216199903 1 001

ENDORSEMENT OF EXAMINER COMMISSIONS

The Title of Thesis : The Students' Perception of Using Microsoft Teams Application at the Eleven Grade SMAN 10 Pinrang

Name of the Student : Rahmi Rusdin

Student Reg. Number : 17.1300.030

Study Program : English Education

By Virtue of Constant Degree : SK The Dean of Tarbiyah Faculty

No: 803 Tahun 2021

Date of Graduation :

Approved by Examiner Commissions

Dra. Hj. Nanning, M.Pd.	(Chairman)	:	(.....)
Dr. Arqam, M.Pd.	(Secretary)	:	(.....)
Drs. Amzah Selle, M.Pd.	(Member)	:	(.....)
Drs. Ismail Latif, M.M.	(Member)	:	(.....)

Cognizant of :

Tarbiyah Faculty
Dean



Dr. H. Saepudin, S. Ag., M. Pd.
NIP. 19721216 199903 1 001

ACKNOWLEDGMENT

In the name of Allah, the Merciful and Beneficent.

Alhamdulillah Rabbil Alamin. First and foremost, the writer wishes to convey his gratitude to Allah SWT. The greatest and most powerful being in the world, as well as the creator of everything in this world, who proceeds to provide the writer good health, blessings, and kindness so that he can complete this thesis. *Sholawat* and *salam* to our prophet Muhammad SAW. As the king of the the great kingdom namely islam religion then broke us from uneducated person to be educated person.

The writer would like to take this moment to thank his loving parents and family for their endless love, wisdom, support, and prayers for him to be a great person in the future. The researcher wants to say the greatest thanks especially to her parents (H. Rusdin and Hj. Nuraeni). Who gave birth and raised writers so that they can get to this point.

The writer's deepest appreciation is extended to writer's first consultant Dra. Hj. Nanning and the second consultant Dr. Arqam, M.Pd. For their guidance and encouragement during the research.

On the other hand, the researcher would like to express his thankfulness to:

1. Dr. Ahmad Sultra Rustan, M.Si. as the Rector of IAIN Parepare who has worked hard to manage education at IAIN Parepare.
2. Dr. H. Saepudin, M.Pd. as The Dean of Tarbiyah Faculty IAIN Parepare, who has arranged a positive education for the students in the Faculty of Tarbiyah and also allowed the writer to research in this Tarbiyah Faculty.
3. Mujahidah, M.Pd. as The Chairman of English Program for the fabulous serving to the students.
4. Drs. Amzah, M.Pd., her academic advisor who has guided and given valuable academic service during her study.
5. All lecturers of English Program who have taught the writer during his study in IAIN Parepare.

6. The staffs' of Tarbiyah Faculty who has worked hard in order to complete the administration for this research.
7. Ayus Dandi, Rafida R, Arif Rahman S.Pd , Siti Rahmayani Abbas I. S.Pd., Riska, Yusril, Kasmila Sari, Raden Ajeng, Nurfitriyani, Suciati Faisal, Jumriah, who always be participated and accompanied the writer from the first semester until now and always give their support and courage as well as their helping for finishing this research.
8. All people who have given their help in writing this "Thesis" that the writer could not mention it one by one.

Finally, the writer realized that this thesis cannot be considered perfect without critiques and suggestion. Therefore, it is such a pleasure for him to get critiques and suggestion to make this thesis better. Hopefully, this thesis will be useful for all of us and for the development of English teaching and learning, Aamiin

Parepare, Januari 2022
Syawal 1441 H

Penulis



Rahmi Rusdin
17.1300.030

DECLARATION OF THE RESEARCH AUTHENTICITY

The writer who signed the declaration bellow:

Name : Rahmi Rusdin
NIM : 17.1300.030
Birthday date and place : Parepare, 26 Maret 1999
Study program : English
Faculty : Tarbiyah
Thesis Title : The Students' Perception of Using Microsoft Teams Application at The Eleven Grade SMAN 10 Pinrang

Stated that herself conducted this thesis, if it can be proved that is copied, duplicated or complied by other people, this thesis and degree that has been gotten would be postponed.

Parepare, December 6th 2021

The Writer



Rahmi Rusdin

Reg.Num 17.1300.030

ABSTRACT

Rahmi Rusdin. *The students' Perception of using Microsoft Teams Application at the eleven grade SMAN 10 PINRANG.* (Supervised by Hj. Nanning and Arqam)

This Research is motivated by the constraints felt by Students' in online learning media, namely Microsoft Teams in the implementation of online learning. This research aims to Know and analysis how is the students' perception of using Microsoft Teams Application and How to develop English learning using Microsoft Teams Application.

The method that researcher used in this research is qualitative – descriptive by applying ethnography study approach, This study aims to examine in depth the use of Microsoft teams as a media in distance learning English subjects in class XI of SMAN 10 PINRANG. The respondents of this study were 20 students as informants. Data collection was carried out using observation guide , interview, and documentation.

The researcher found the data conducted from the data that Perception of Students' by using Microsoft Teams in the learning process more efficient and make students easily receive the material and apply their assignment but is not effective because the students' can't face to face to their teacher, there are pro and contra about the use of Microsoft Teams in students, points that students' pro such as helping students communicate with their teacher in distance learning, the contra points such as the data they use is unstable. Also, the advantages of Microsoft Teams such as there are no time and place restrictions, the disadvantages such as, prepare funds for purchasing quotas.

Keyword: *Microsoft Teams, EFL, Distance Learning.*

LIST OF CONTENTS

COVER	i
COVER OF TITLE	ii
SUBMISSION PAGE	iii
ENDORSEMENT OF CONSULTANT COMMISSION.....	iv
ENDORSEMENT OF EXAMINER COMMISSION	v
ACKNOWLEDGEMENT	vi
DECLARATION OF THE AUTHENTICITY OF THE THESIS	viii
ABSTRACT	ix
LIST OF CONTENTS	x
LIST OF FIGURES	xii
LIST OF APPENDICES	xiii
CHAPTER I	INTRODUCTION
	A. Background
	1
	B. Research Question
	4
	C. Objective of the Research
	4
	D. Significance of the Research
	5
CHAPTER II	REVIEW OF RELATED LITERATURE
	A. Previous Related Research Findings
	6
	B. Some Pertinent Ideas
	8
	C. Conceptual Review
	28
	D. Conceptual Framework
	30
CHAPTER III	RESEARCH METHOD
	A. Research Design
	32
	B. Duration and Location
	33
	C. Subject of Research
	33
	D. Research Instrument Data
	33
	E. Procedure of Collecting
	34
	F. Technique of Data Analysis
	37

	G. Data Validity Test	40
CHAPTER IV	FINDINGS AND DISCUSSION	
	A. Findings	44
	B. Discussion	52
CHAPTER V	CONCLUSION AND SUGGESTION	
	A. Conclusion	57
	B. Suggestion	58
BIBLIOGRAPHY		
APPENDICES		



LIST OF FIGURES

Figure's Number	Name of Figures	Pages
2.4	Conceptual Framework	14



CHAPTER I

INTRODUCTION

A. Background.

English is an international language or a unifying language of the nation where the whole world uses the language as a second language. In learning English, of course it is intended that students are able to communicate with other people both orally and in writing and can also make students have broader insights in order to become more qualified people. That's all they can get at the education level.

Education is human interaction to complete human development and it is a process that is constantly evolving.¹ Education is the process of changing the attitudes and procedures of a person or group of people in an effort to mature human beings through teaching and training efforts.² Based on the definition above, it can be concluded that education is a process of maturation in a better direction to develop the capabilities desired by the organization concerned.

Recently the world is shocked by the outbreak of a virus called Corona or referred to as Covid-19 (Corona 3 Virus Diseases-19). This virus began to become an epidemic in the city of Wuhan, China and has affected various sectors, ranging from the economic, and social, to the educational sector. Corona still dominates the public sphere and has become a trending topic, discussed widely and reported massively in both print and electronic media. This pandemic force most countries to set policies to impose lockdowns in order prevent the spread of the corona virus.

¹Edy Sutrisno, *Manajemen Sumber Daya Manusia, Jakarta : Kencana*, 2011, p. 65

²Harsono, *Etnografi Pendidikan sebagai Desain Penelitian Kualitatif*, Surakarta (Universitas Muhammadiyah Surakarta, 2011). p. 162

Based on these policies, several countries had decided to implement a policy to cancel activities both in the office and in various other activities including students' learning. Learning methods in this pandemic era switched to online learning, so that various learning system programs emerged through Zoom, Edlink, and Microsoft Teams.

Online learning or distance learning itself aims to fulfill educational standards by utilizing Information Technology by using computers or gadgets that are interconnected between students and teachers as well as between students and lecturers so that through the use of technology the teaching and learning process can still be carried out properly.³ There are so many online learning media that have been used by teachers and lecturers in delivering teaching materials to students. The emergence of online learning media has existed for a long time, including in South Sulawesi during the COVID-19 pandemic because many schools have switched to distance learning and one of the most effective tools used for the learning process is Microsoft Teams.

Based on the results of the pre-research, that all students at SMAN 10 Pinrang carry out learning activities using Microsoft Teams, English learning itself cannot be separated from Microsoft Teams on learning activities. This includes face-to-face through video conferencing and discussion on conversation (chat). For this reason, the learning application (Microsoft Teams) can support distance learning activities in accordance with current media developments. Microsoft Teams has just been implemented in this school because of this virus. This application makes it easy for students to receive learning from their teachers without having to meet face to face.

Microsoft Teams is a cloud app digital hub that brings conversations, meetings, files and apps together in a single Learning Management System (LMS) (Microsoft, 2018). An app is short for application, which is synonymous with a

³Pakpahan, Roida; Fitriani, Yuni. Analisa Pemanfaatan Teknologi Informasi Dalam Pembelajaran Jarak Jauh Di Tengah Pandemi Virus Corona Covid-19. *Journal Of Information System, Applied, Management, Accounting And Research*, 2020, 4.2: 30-36.

software program. While an app may refer to a program for any hardware platform, it is most often used to describe programs for mobile devices, such as smartphones and tablets.⁴

However, not all online learning at the school level is well-proceed because some schools are not ready with an online learning system, where media learning facilities such as cell phones, Wi-Fi, laptops, or computers are still very minimal. Likewise, the readiness of teaching staff and students in utilizing learning technology, especially at the higher education level, is relatively good and the quality continues to improve.

Furthermore, the content of online learning still needs to be improved to be more interactive to allow students to be more engaged in the learning process, because in the current distance learning situation educators must be good at selecting and designing online learning media for learning as part of their teaching planning, so the students have an interest in learning and can understand the lessons given by the teacher carefully.

Microsoft Teams is a digital application that brings conversations, content, assignments, and apps in one place, enabling teachers to create dynamic learning environments together. Microsoft aims to offer a distance learning experience as personal, engaging and socially connected as learning in a classroom. Microsoft Teams allows students and teachers to stay in touch and help each other using conversation, and can feel like they're meeting face to face using face-to-face meetings.

⁴MARTIN, Louis; TAPP, Dave. Teaching with Teams: An introduction to teaching an undergraduate law module using Microsoft Teams. *Innovative Practice in Higher Education*, 2019, 3.3.

Microsoft Teams is a unified communication and collaboration platform that combines the features of work conversations, video meetings, file storage, and application integration.⁵With the Microsoft Teams program system, teachers, administrators and school staff can stay informed and for announcements and topical conversations. Educators can share teaching materials using the Professional Learning system.

The researcher will appoint the problem which is related to students' perception of using Microsoft Teams for online learning. The researcher hope the result of the research can be useful information in students' perceptions of the implementation of Microsoft Team during the covid-19 pandemic and get a source of information for further researchers who want to examine student perceptions of the implementation of Microsoft Teams during the Covid-19 Pandemic.

B. Research Question.

1. How is the students' perception of using Microsoft Teams Application at the eleven grade SMAN 10 Pinrang?
2. How to develop English learning using Microsoft Teams Application at the eleven grade SMAN 10 Pinrang?

C. Objective of Research.

1. Knowing and analyzing how is the students' perception of using Microsoft Teams Application at the eleven grade SMAN 10 Pinrang.
2. Knowing and analyzing How to develop English learning using Microsoft Teams Application at the eleven grade SMAN 10 Pinrang?

⁵Panjaitan, Erwin S.; Murdiaty, Murdiaty; Purnaya, Purnaya. Persiapan Menghadapi Perkuliahan Daring Di Perguruan Tinggi Dengan Aplikasi Microsoft Teams Bagi Para Lulusan SIta. *Jurnal Pendidikan Dan Pengabdian Masyarakat*, 2021, 4.2.

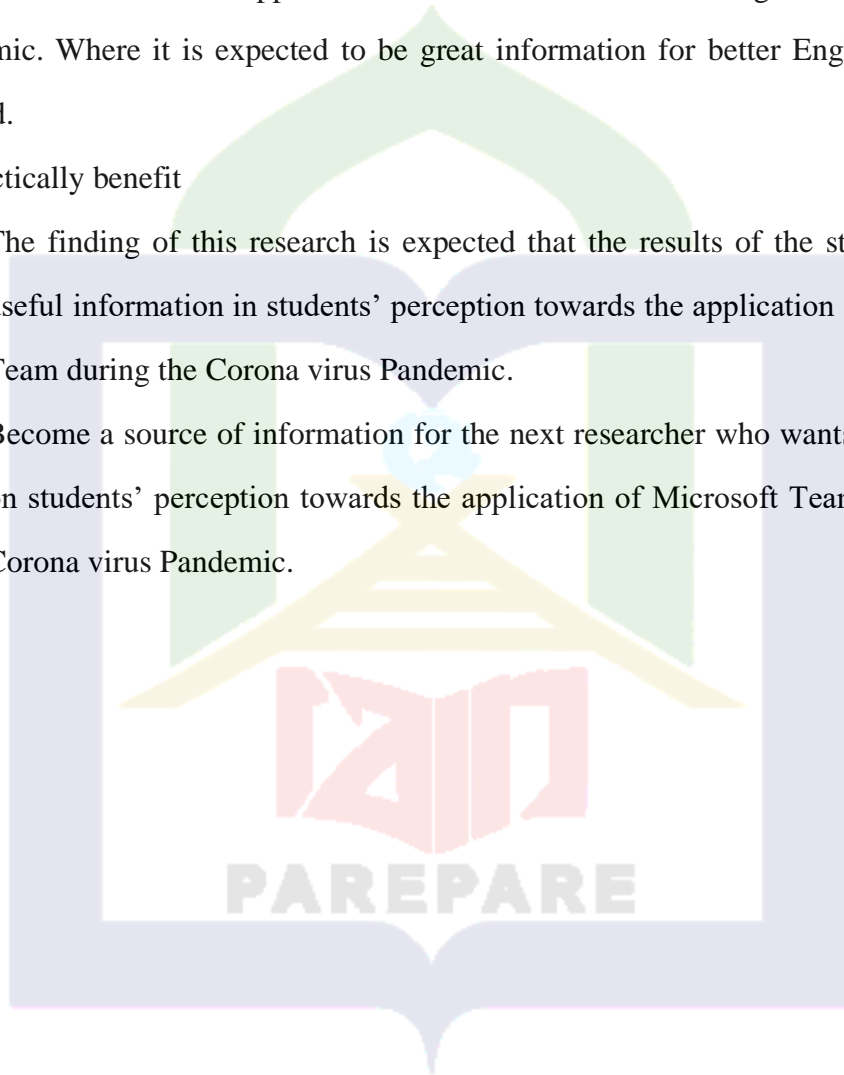
D. Significance of Research

1. Theoretical benefit

The finding of this research is intended to give contribute in students' perception towards the application of Microsoft Team during the Coronavirus Pandemic. Where it is expected to be great information for better English learning method.

2. Practically benefit

- a. The finding of this research is expected that the results of the study provide useful information in students' perception towards the application of Microsoft Team during the Corona virus Pandemic.
- b. Become a source of information for the next researcher who wants to research on students' perception towards the application of Microsoft Team during the Corona virus Pandemic.



CHAPTER II

REVIEW OF RELATED LITERATURE

A. Previous Related Research Findings.

Nur Atiyatun Nafisah, Dhiah Fitrayati, Exploring Efektivitas Penerapan Aplikasi Microsoft Teams Terhadap Hasil Pembelajaran Ekonomi siswa SMA. Microsoft Teams is a learning platform that allows teachers and students to collaborate and interact during online learning. This study aims to measure effectiveness in the application of Microsoft Teams. The method used in this research is quantitative which is analyzed in statistical form. Based on the data obtained, it is stated that the use of the Microsoft Teams platform consists of three indicators, namely, the ease of accessing the Microsoft Teams platform, the result is a presentation score of 78.3 , the understanding of learning material using the Microsoft Teams platform is the presentation value of 78. The results obtained from the presentation value of 79. of the three indicators with a total average percentage of 78.43% were declared effective for use in economics learning. So that the effectiveness of using Microsoft Teams in learning is in the good category and the Microsoft Teams platform affects learning outcomes significantly.⁶

Ahmad Ridho Rojabi, Exploring EFL Students' Perception of Online Learning via Microsoft Teams: University Level in Indonesia. An internet connection has been crucial in the era of globalization to enhance human activities in various activities of economic, culture, defense, and many others, especially in the EFL classroom setting. Microsoft Teams as an innovative online learning platform provides unique features to enhance its potential to help EFL teachers to conduct

⁶Nafisah, Nur Atiyatun; Fitrayati, Dhiah. Efektivitas Penerapan Aplikasi Microsoft Teams terhadap Hasil Pembelajaran Ekonomi Siswa SMA. *Edukatif: Jurnal Ilmu Pendidikan*, 2021, 3.5: 2676-2682.

better interaction as well learning environment in online learning. This research aimed at exploring students' perceptions of online learning via Microsoft Teams. The study was conducted with twenty-eight sixthsemester students at Open University (Universitas Terbuka-UPBJJ Jember). Data were collected by using questionnaires to gain information about the EFL students' perception of online learning via Microsoft Teams. The questionnaire was distributed to the students through Google forms after all materials in online learning had been conducted. The questionnaires data obtained were analyzed descriptively. The finding of the research revealed that online learning via Microsoft Teams is categorized as something new for the students but this interaction and learning environment motivated students in participating online learning, as a result, they can easier to comprehend the learning materials.⁷

Wachid Nugroho 2021 with the title "Student Satisfaction with Online Learning Using Microsoft Teams and YouTube Videos on Linear Program Materials" The second researcher showed that the level of student satisfaction with the use of Microsoft teams and YouTube videos as a means of online learning for linear programs by using a questionnaire to analyze the level of satisfaction students towards the use of media, media accessibility, obtaining the category of student satisfaction level with the category of satisfied. The second researcher provides an illustration that the level of student satisfaction with Microsoft Teams and YouTube videos that are used as online learning by using a questionnaire. The results of the analysis show the level of student satisfaction. Meanwhile, what we researched using online media with the Microsoft Teams system with the same analysis about improving learning through online while the difference lies in the system of utilizing

⁷Ahmad Ridho Rojabi, 'Exploring EFL Students' Perception of Online Learning via Microsoft Teams: University Level in Indonesia', *English Language Teaching Educational Journal*, 3.2 (2020). p.163.

online facilities between Microsoft Teams and Microsoft Teams and YouTube videos and then it is expected with the Microsoft Teams system can also improve learning through online.⁸

B. Pertinent Ideas.

1. Definition of Perception

According to Jalaludin, is the experience of objects, events or relationships obtained by inferring information and interpret messages. According to Ruch, perception is a process of sensory cues and relevant past experiences are organized to give us a structured and meaningful picture of a situation certain. In line with this, Atkinson and Hilgard stated that perception is the process by which we interpret and organize patterns stimuli in the environment. Gibson and Donely explain that the perception of is the process of giving meaning to the environment by an individual. Perception is concerned with how to gain special knowledge about events at a certain time, perception occurs whenever the stimulus moves the senses. In this case, perception is defined as the process of knowin recognizing objects and events objectively with the help of the senses. As a point of view, perception arises because of a response to a stimulus. The stimulus that a person receives is very complex, the stimulus enters the brain, then interpreted, interpreted and given meaning through a complicated process, then perception is generated. In this case, perception includes acceptance stimulus (inputs), organizing the stimulus and the translation or interpretation of the stimulus that have been organized in ways that influence

⁸Nugroho, Wachid. Kepuasan Siswa Terhadap Pembelajaran Daring Menggunakan Microsoft Teams Dan Video Youtube Pada Materi Program Linier. *Jurnal THEOREMS (The Original Research Of Mathematics)*, 2021, 5.2: 111-121.

behavior and shape attitude, so that people can tend to interpret the behavior of others in accordance with his own circumstances.⁹

According to the Big Indonesian Dictionary, perception is a direct response (acceptance) of something, the process of a person knowing some things through his five senses. According to C. Leavitt, quoted in Desmita's book, perception in a narrow sense is vision, namely how someone sees something, while in a broad sense, perception is a view, namely how someone views or interprets something.

According to Slameto, perception is a process involving the entry of messages or information into the human brain. Through perception, humans continuously make contact with their environment, this relationship is carried out through their senses, namely the senses of sight, hearing, touch, taste and smell.¹⁰

According to Spadrley quoted by Adman, Perception is a mental picture of the human response to the environment. The formation of perception starts from external stimuli or stimuli in the form of certain objects or events becomes symbols that are channeled to one or several sense organs, then conveyed by nerve cells to the brain. These symbols are processed in the brain by associating them with a certain reference, and then perception is formed. The next process is the formation of subjective meanings that are embedded in the person's mind and become the basis for behavioral orientation. This perception describes how a person or individual begins a perception of environmental factors and how the Publication Manuscript –

⁹Hendra Hadiwijaya , ‘Persepsi Siswa Terhadap Pelayanan Jasa Pendidikan Pada Lembaga Pendidikan El Rahma Palembang’, [*Student Perception On Education Services Services In Educational Agency El Rahma Palembang*], 1.3 (2011). p. 223.

¹⁰Tarmiji, Muhammad Nasir Basyah, Muhammad Yunus, “Persepsi Siswa Terhadap Kesiapan Guru Dalam Proses Pembelajaran (Studi Pada Smp Negeri 18 Banda Aceh)”, (Thesis : Prodi PPKn FKIP Universitas Syiah Kuala: Syiah Kuala University, 2016). p. 43.

Muhammad Asrul Fajar, The way the process of perception occurs will become a certain reference which will be processed again into a subjective meaning to become the basis for the orientation of the individual's behavior.

According to Miftah Thoha perception is the first process that is considered important, namely the stimulus or situation that is present. Perception begins when a person is faced with a situation or a stimulus. According to Sunaryo quoted by Adman perception is an individual's life since birth cannot be separated from interaction with the physical environment and social environment. The following is the understanding of the perception of some experts:

- a. Understanding Perception According to Brian Fellows quoted by Mulyana, perception is a means that allows an organism to receive and analyze information.
- b. Understanding Perception According to Kenneth K. Sereno and Edward M. Bodaken quoted by Mulyana, Perception is a means that allows us to gain awareness of our surroundings and our environment.
- c. Understanding Perception According to Desiderato, Perception is the experience of objects, events, or relationships obtained by concluding information and interpreting messages. Messages can be regarded as giving meaning to sensory stimuli (sensory stimuli).
- d. Understanding Perception According to Joseph A. Devito, Perception is the process of becoming aware of the many stimuli that affect our senses.
- e. The definition of perception can be seen from the etymological definition as well as the definitions given by several experts. Etymologically, perception

come from the word perception (English) comes from the Latin perception from percipare which means to accept or take.¹¹

2. Microsoft Teams Application

a. Media

1) Definition of Media

According to AECT (Association for Educational Communications and Technology) Media is software that contain message or education information which usually presented by using tools, the tools or hardware is facilities that provide to show the message on that media.¹²

Donald P. Ely & Vernon S. Gerlach stated that the definition of media has two part, that is narrow meaning and broad meaning, for the narrow meaning media exist: graphic, photo, and electronic which use to catch, process, also deliver the information. For the broad meaning is activity can create a condition so, can make student get knowledge, skill, and new attitude.¹³

2) Classification of Media

There are several classifications of media such as:

- a) Print Media, is one of kind media which has been a long time that used as tool in learning process. Print Media is viewed as kind of media that quite cheap and flexible to use. Print media contain text that diverse and varied within book, brochure, leaflet, and handout.

¹¹Fajar, Muhammad Asrul. Persepsi Politik Mahasiswa Ilmu Pemerintahan Fakultas Ilmu Sosial Dan Politik Universitas Maritim Raja Ali Haji Menjelang Pemilihan Kepala Daerah Gubernur Provinsi Kepulauan Riau Tahun 2015.

¹²Arief S, Sadiman dkk, *Media Pendidikan*, (Jakarta: PT:RajaGrafindo Persada, 2005), p.19.

¹³Ali Mudlofir, *Desain Pembelajaran Inovatif: Dari Teori ke Praktik*, (Jakarta: Rajawali Pers, 2017) p.122-123.

- b) Graphic Media or display media used as media information and knowledge which interesting by users, same with print media, this learning media diverse, started from learning media which real object until artificial or replica object. The use of graphic media is done by showing it in a certain place so that the messages and information contained in the media can be observed and studied by students.
- c) Audio Media, this is one of effective and efficient to use in learning purpose that is practice the student in listen the information and knowledge comprehensively. Several experts have a certain view that audio media is appropriate to use in learning language and art.
- d) Motion Pictures is one of media can show a moving image which consist sound, the example of this media is film and video. Those media have amazing features because these media can show information and knowledge within impressions also can show phenomena and object that record for real. wise use of these two types of media will provide an extremely effective learning experience for its users.
- e) Multimedia is a product of advances in digital media technology and is able to provide a rich learning experience for its users. Multimedia can display messages and knowledge in the form of a combination or a combination of several display formats such as text, audio graphics, video and animation simultaneously with these ability multimedia programs can ask for information and comprehensive knowledge that can be learned by students.¹⁴

¹⁴Benny A. Pribadi, *Media dan Teknologi dalam Pembelajaran*, (Jakarta: KENCANA, 2017), p.18-20.

3) The Function and Benefit of Media in Learning.

Broadly speaking, the function of learning media can be grouped into three, namely:

a) Helping Teachers in Their Field of Duty

Learning media when used appropriately can help overcome the weaknesses and shortages of teachers in learning, both mastery of material and methodology learning. According to the analysis of learning technology that the use of media in learning can:

- (1) Increase the productivity of learning messages presented, because it can speed up understanding learners of the material concerned, so that directly helps use time effectively, and lighten the burden on the teacher concerned.
- (2) Helping learners develop abilities mental activity of students to understand the message according to analytical power. The development of this power of analysis and reasoning is one of the learning functions.
- (3) Helping learners to be creative planning educational program, thereby developing messages learning can be well designed
- (4) Help integrate learning messages with assistive science material that is closely related to the material learning presented. For example, how to have morals which is good for the community, for the environment and so.
- (5) Helping learners convey messages learning according to principles or consistently, because the main thing the discussion does not deviate from that which has been programmed and can be repeated in its entirety. This would be different if the learning material messages are conveyed through the lecture method.

b) Helping the Learners.

By using a variety of learning media chosen appropriately and efficiently can help learners in the following matters:

- (1) Further improve understanding of the material learning.
- (2) Can further accelerate the digestibility of learners against material presented.
- (3) Stimulate students' thinking.
- (4) Generating their cognitive, affective, and psychomotor powers profound learning messages is delivered.
- (5) Helping the strength of the learner's memory, because of nature learning media has more stimulus power strong.
- (6) Helping learners to understand the material integrally learning is presented, so understanding towards the subject matter which is presented intact and meaningful.
- (7) Helps clarify ever direct experience experienced them in life.
- (8) Can help stimulate students' mental activities to understand the learning material. Aspect's psychology such as observation, response, memory power, emotion, thinking, fantasy, intelligence and so on can awakened by the right deep learning media choose it.

c) Improving Learning (Teaching and Learning Process)

Uses of various selected learning media appropriately and efficiently can assist in improve learning, including the following:

- (1) If the implementation of learning does not get the desired result conforms to the minimum standards, then the teacher's obligation to repeat the learning. In here the media can help in heightening the results will be achieved, the media used is further enhanced quantity and quality.

- (2) In fact, the use of one media is not yet available satisfy the teacher in learning, and then on the next lesson the teacher can use the media others, in order to achieve maximum results.¹⁵

Levi & Lentz suggests four functions of teaching media, especially visual media, namely:

- (1) Attention function, visual media is the core, which is to attract and direct student attention to concentrate on the content of the lesson that is related with a visual meaning that is displayed or accompanies the text of the subject matter.
- (2) Affective function, visual media can be seen from the level of enjoyment of students when studying (or reading) pictorial text. Image or symbol visuals can evoke emotions and attitudes of students.
- (3) Cognitive function, visual media can be seen from the research findings which reveals that the visual symbol or image is smooth attainment of objectives to understand and remember information or messages contained in the image.
- (4) The compensatory function, the teaching media, can be seen from the research results that Visual media that provide context for understanding text helps students who are weak in reading to organize inside information text and recall it.¹⁶

In addition, the function of learning media for teachers are:

- (1) Provide guidelines, directions to achieve goals.
- (2) Explain the structure and sequence of teaching properly.
- (3) Provide a systematic framework for teaching well.

¹⁵Muhammad Ramli, *Media dan Teknologi Pembelajaran*, (Banjarmasin: Antasari Press, 2012), p.2-3.

¹⁶Rohani, *Media Pembelajaran*, (Medan: UIN SUMATERA UTARA, 2019),,p. 22.

- (4) Make it easy for teachers to control the subject matter.
- (5) Helping accuracy, accuracy in presenting subject matter.
- (6) Generating a teacher's confidence.
- (7) Improve the quality of lessons.

The functions of learning media for students are to:

- (1) Increase learner motivation to learn.
- (2) Provide and increase the variety of learners learning.
- (3) Provide a structure of subject matter and make it easier for learners to study.
- (4) Provide core information, the main points systematically so make it easier for learners to learn.
- (5) Stimulate learners to focus and analyse.
- (6) Creating learning conditions and conditions without pressure.
- (7) Learners can understand the subject matter systematically presented teaching through learning media.¹⁷

b. Definition of Internet

According to Maryono and Istiana, the internet (Interconnected network) is a collection of worldwide computer networks (Networks) that are interconnected with each other.¹⁸ This is in line with Arsyad's statement which states that the notion of the internet is a computer network that is interconnected and can communicate with each other globally/internationally either through cable, radio, satellite, and others. As for some of the benefits of the internet, namely, as a means of information, a

¹⁷Rohani, *Media Pembelajaran*. p. 23.

¹⁸Maryono, Y, B. Patmi Istiana. 2008. *Teknologi Informasi dan komunikasi*. Bandung: Quadra

means of communication, a means of communication, a means of education and a means of entertainment.¹⁹

Meanwhile, according to sanjaya the internet is a system that connects computer networks into a single unit. People can exchange information with others without having to meet face to face. Based on some of these statements, it can be concluded that the internet is a network that becomes one of the links in the indirect communication and information process. Therefore, it is very appropriate if it is implemented in the current learning process. According to Rusman, with the internet network, students can act as researchers, even as analysts, and not only as consumers of information. Students and teachers do not need to meet physically in class, because students can study teaching materials and do the tasks given by the teacher by utilizing internet access and even students can send messages to each other to discuss.²⁰ The use of the internet as a learning medium is as follows:

- 1) Allows for the distribution of education to all corners of the country with an unlimited capacity because it does not require classrooms.
- 2) The learning process is not limited by time
- 3) The length of time to study depends on the ability of each student.
- 4) Accuracy and up-to-date learning materials
- 5) Learning can be done interactively so that it attracts students to make the learning process successful. According to Rusman, there are several advantages and disadvantages of using the internet in open education and distance learning, There is advantages from internet as follows:

¹⁹ROSMITA, Rosmita; SURATNO, Suratno; NASORI, Ahmad. *Efektivitas Pembelajaran Daring (Studi Kasus Hasil Belajar Mata Pelajaran Ekonomi Kelas X IPS SMA Negeri 9 Tanjung Jabung Timur Tahun 2019/2020)*. 2020. Phd Thesis. Universitas Jambi.

²⁰Rusman. 2014. *Model-Model Pembelajaran Mengembangkan Profesionalisme Guru*. Jakarta: PT. RajaGrafindo Persada.

There are several advantages and benefits of e-learning, including the following:

- 1) Educators and students can easily communicate through the facilities available from the internet at any time without being limited by distance, place and time.
- 2) Educators and students can use teaching materials found on the internet.
- 3) Students can repeat the lessons that have been taught at any time, because the teaching materials that have been given will be stored on the user's computer or mobile phone.
- 4) Students can access the internet at any time if they need additional information.
- 5) Educators and students can conduct online discussions to increase knowledge.
- 6) Learners will be more independent and more active.
- 7) The use of the internet is relatively more efficient.

Although it has many advantages and tends to be very helpful in facilitating learning, there are also some disadvantages, including:

- 1) Lack of interaction between students and educators or even fellow students.
- 2) The tendency to ignore academic or social aspects and instead encourage the growth of business/commercial aspects.
- 3) The learning process tends towards training rather than education.
- 4) The role of educators has changed from being used to using conventional methods, now they are required to know learning techniques using computers.
- 5) Students who lack motivation in learning will tend to fail.
- 6) Not all internet facilities are available.

- 7) There is still a lack of personnel who have the skills and knowledge of the internet.

From the above statement it can be said that the use of the internet in education has two different sides where the internet will greatly assist the learning process if it is equipped with adequate facilities such as the availability of computers/androids, internet networks, and requires sufficient knowledge to operate and apply the internet in learning. and students should be given direction, guidance and supervision in the use of this internet network so that students do not abuse the internet.

c. Notebook whose function is to organize interactive lessons and provide effective Microsoft Teams

1) Definition of Microsoft Teams

Microsoft Teams is one of the online learning media whose applications are built into Microsoft 365. Microsoft Teams is a digital relationship that brings together conversations, content, assignments, and applications in one place, enabling teachers to create a dynamic learning environment. Microsoft aims to offer a distance learning experience as personal, engaging and socially connected as learning in a classroom.

Microsoft Teams is a learning tool for students and teachers so that they can stay in touch and communicate with each other using conversation, and can feel like they are meeting face to face using face-to-face meetings, so teachers can monitor student progress in the learning and teaching process in completing assignments at home.

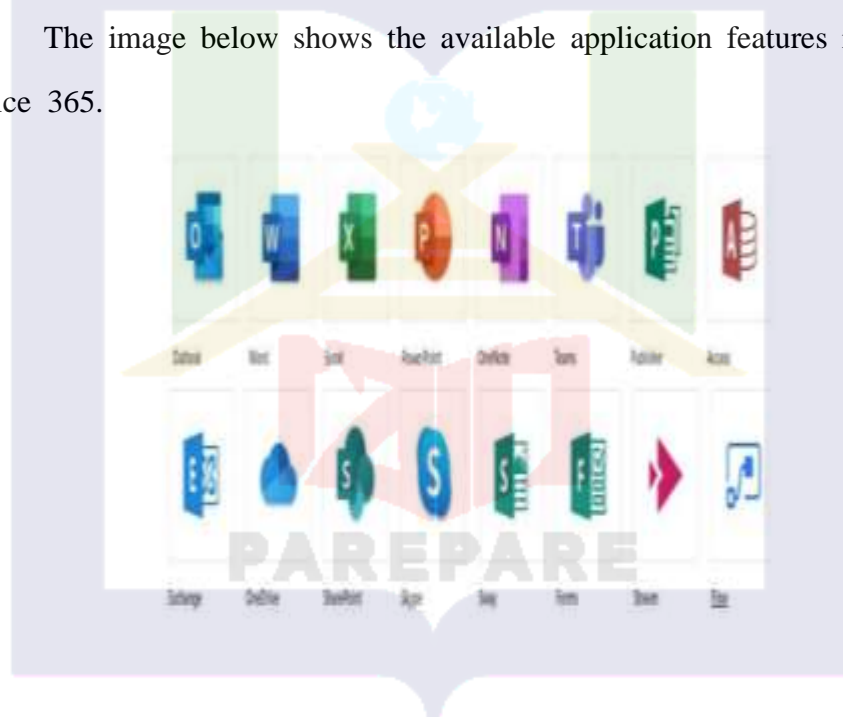
The process of online learning programs in completing assignments at home is similar to the learning process in a classroom so that teachers can

quickly communicate with students, share files and websites, create OneNote Class Notebooks, and distribute and grade assignments and timely feedback.

A theoretical description of Microsoft Teams is an online learning tool that facilitates the learning process between students and teachers and administrative staff so that relationships and collaborations are established using Staff Teams, in this case Educators can share teaching materials using the Professional Learning Community. Class Teams can serve to set up collaborative classrooms, provide virtual meeting platforms, facilitate learning.

2) Features of Microsoft Teams

The image below shows the available application features in Microsoft Office 365.



(Figure 1. Microsoft office 365 app features)

In the Microsoft Office 365 features used at SMAN 10 Pinrang one of the main ones is Teams. Teams is a relationship app team collaboration in Office 365 that integrates everyone, content, and tools what the team needs to be involved in the same place. Office 365 has Microsoft Teams as a digital hub that connects

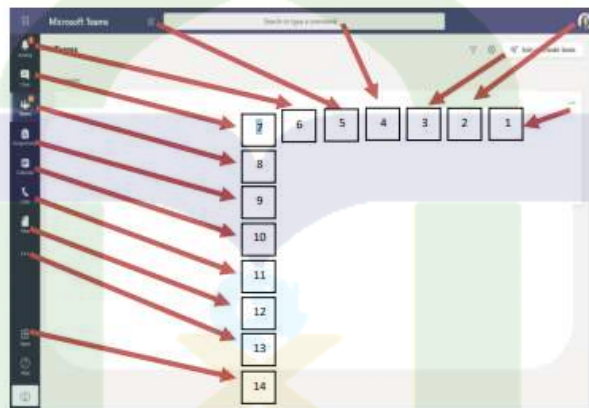
various Office 365 services in one possible workspace teachers and students to achieve more, because they can interact and communicate easily. This is supported by the chat feature which embedded within Microsoft Teams that allows students to do personal or group consultation, or vice versa, educators guide all students directly from the conversation in the virtual classroom or directly to each student personally. To be more productive, a work team needs to be supported by a system that effective and efficient. In this system, team members can build intense communication to create the ideal collaboration. Act as teamwork center in Microsoft Office 365. Microsoft Teams comes with support a number of excellent features that facilitate all team members. How Microsoft Teams can help improve communication performance, share documents, hold meetings together, and it's all done online Microsoft Teams Applications Guide MICROSOFT TEAMS PLATFORM.

Microsoft Teams is a digital hub that brings together conversations, content, assignments, and applications in one place, allowing teachers to create dynamic learning environment. Microsoft aims to offer distance learning experience as personal, engaging and personally connected social like learning in class. Microsoft Teams enables students and teachers can stay in touch and help each other using conversation, and can feel like they meet face to face using meeting direct. Teachers can track student progress in daily work they use assignments.

Teams addresses the unique needs of different groups and allows them to work together easily and get the job done:

- a) Manage projects, tasks, and content using apps that used every day, and all available in one convenient workspace can be customized.

- b) Keep abreast of real-time information and updates shared in fixed team conversations, private chats (everything can be modified, if required), team meetings, and other channels.
- c) Support diverse collaboration and easy experience with integrated applications from Office 365 such as Word, Excel, PowerPoint, and OneNote Class Notebook



(Figure 2. Microsoft Teams application view)

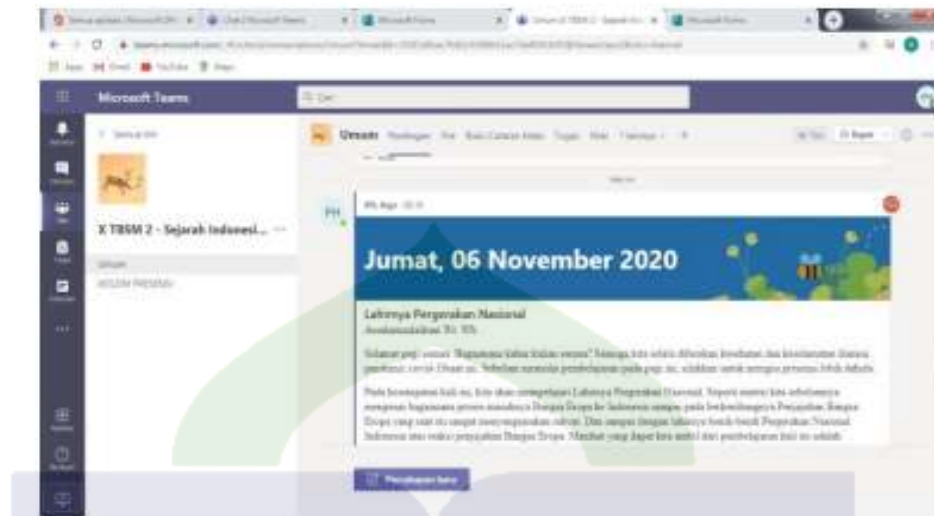
Information:

- (a) Manage Teams, as add or move team members, create a channel or view a list of existing teams.
- (b) Profile settings, to change the settings / settings in the application, change the image or download the mobile application.
- (c) Join or Create a Team, to join an existing team previously created or create a new team group.
- (d) Search, to search for application items, people, as a quick access menu and run the application.
- (e) Chat, to write messages between individuals, individuals across teams, or individuals in the organization.

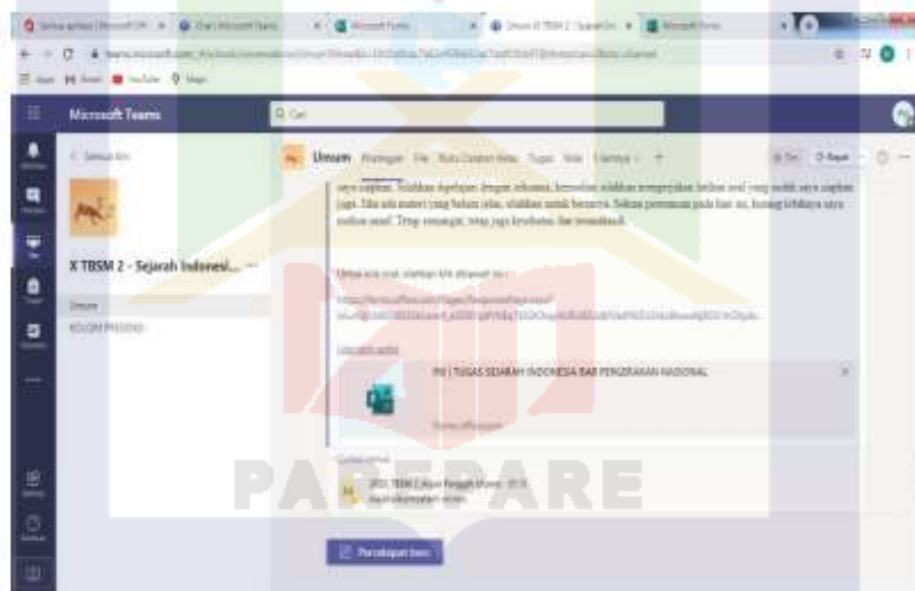
- (f) Activity, useful for knowing real-time activities that done.
- (g) Chat, useful for starting conversations and saving conversations.
- (h) Teams, useful for creating groups.
- (i) Assignment, useful for giving assignments like class.
- (j) Calendar, useful for compiling a schedule of activities according to the calendar.
- (k) Calls, useful for starting a conference call.
- (l) Files, useful for viewing shared files and adding cloud storage.
- (m) Additional applications, useful for adding applications.
- (n) Applications, useful for adding applications that have been integrated with Microsoft Teams from the Microsoft cloud.



(Figure 3. Absent in Teams)



(Figure 4. Presentation of materials in Teams)



(Figure 5. Assignment in Teams)

In one Microsoft Office 365 application learning can take place with supporting features that can make it easier for teachers and students to learning process. In addition, students can create teams for discussion groups, projects, different activities (required) and invite people others in the school to join as team

members. Microsoft Teams can be created based on existing Office 365 groups, and any changes on Office 365 groups will automatically sync into Teams. The system simplifies the process of recruiting and managing members teams, and save group files in Microsoft Teams. Besides Microsoft Teams can also be used for video conferencing for face-to-face learning via online. For example, individual classes can be further managed into channels which contains tabs for conversations, files, notes, and so on. Channel can be made based on the needs of various classes, for example, based on project-based unit, subject, or group. Tabs allow classes to upload, review, edit files, notes, and customizable content (such as documents, worksheets, presentations, videos, external links, other applications, and etc). This content can be easily accessed by all students in the classroom.

d. Online Learning

Online learning is basically distance learning (PJJ). The distance learning system is a system that has existed since the middle of the 18th century. Since the beginning, distance learning has always used technology for the implementation of learning, starting from the simplest technology to the latest. In brief, the history of the development of distance learning can be grouped according to the dominant technology it uses.

Online learning is learning that is done through the internet. Therefore, in Indonesian online learning is translated as 'network learning' or 'online learning'. The term online learning is often synonymous with other terms such as e-learning, internet learning, web-based learning, and tele-learning.²¹

In recent years, online learning is also often associated and used as the equivalent of the term mobile learning or m-learning, which is online learning

²¹BELAWATI, Tian. Pembelajaran online. *Jakarta, Universitas Terbuka*, 2019.

through mobile communication devices such as tablet computers and smart phones. Learning is not just sharing learning material on the internet network. In online learning, apart from online learning materials, there is also an online teaching and learning process. So, the main difference between online learning and just online learning material is the interaction that occurs during the learning process. Interaction in learning consists of interactions between the learner and the teacher and/or facilitator (teacher), with other fellow learners, and with the learning material itself. The three types of interactions that occur in online learning will create a learning experience.²²

According to Naidu states that "Online learning is a teaching and learning system that uses information and communication technology". This understanding explains that online learning educational activities are carried out by individuals or groups who work online or offline, through online and electronic applications. other. Furthermore, Indrakusuma and Putri define that Online Learning is "an abbreviation of Electronic Learning which is one of the new ways in the teaching and learning process and uses electronic media, especially the internet as a learning system". So that online learning can be accessed anytime and anywhere. In addition to getting material that can be enriched or equipped with various learning resources.

According to Meidawati, et al., online learning is a formal education organized by schools in which students and teachers are located in different locations so that it requires an interactive communication system to connect the two and the various resources needed in it.²³ This learning can be done anywhere and anytime depending on the availability of supporting tools used. According to Bates, online

²²BELAWATI, Tian. Pembelajaran online. *Jakarta, Universitas Terbuka*, 2019.

²³Pohan, Albert Efendi. 2020. Konsep Pembelajaran Daring Berbasis Pendekatan Ilmiah. Purwodadi: CV Sarnu Untung

learning can be defined as a form of distance education in which the delivery of material is carried out via the internet in a synchronous or asynchronous manner. Online learning is usually known as e-learning, virtual learning, computer-mediated learning, web learning, and distance learning. This learning term implies that students and teachers do not have to meet face-to-face in the learning process but can use digital technology media such as computers and androids that allow access flexibility.²⁴

Meanwhile, according to Prawiradilaga, online learning is a learning activity that is not bound by time, place, and the rhythm of the teacher's or teacher's presence, and can use electronic media and telecommunications facilities. Furthermore, according to Santoso, Adrian & Putra online learning or commonly known as online learning is a learning mechanism that utilizes ICT, in this case through the internet. One of the advantages of using this technology is our flexibility in carrying out daily activities. If seen from some of the definitions above, it can be said that online learning is learning that can be done anywhere and anytime by only using internet access, but this also means that this learning really requires internet channels and computers or Android.

The explanation of the experts above, it can be concluded that Online Learning is a teaching and learning system that utilizes electronic media specifically the internet.

e. Digital Learning

Digital learning (digital learning) is a term that represents various strategies education enhanced by the use of technology. Digital learning includes blended

²⁴Sanjaya, Ridwan. 2020. 21 Refleksi Pembelajaran Daring di Masa Darurat. Semarang: Universitas katolik Soegijapranata.

learning, flipped learning, personalized learning and other strategies that rely on digital small and large levels.

Digital learning is growing along with the development of technology. Digital learning can be developed for distance learning courses that are completely online, or combined with classes traditional as blended learning.

With the model in digital learning, teachers/lecturers/instructors will find it easier to update learning materials that are their responsibility in accordance with the demands of scientific developments up-to-date, develop themselves or conduct research to improve their knowledge, and control student learning activities.²⁵

C. Conceptual Review.

In this formulation, it is conceptually put forward based on several theoretical reviews that have been put forward as follows:

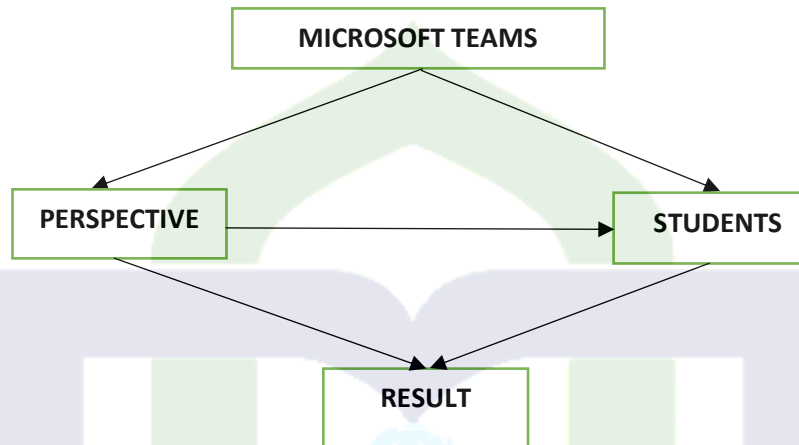
1. Perception, Perception is a process that combines and organizes our sensory data (vision) to be developed in such a way that we can realize that perception takes place when someone receives a stimulus in the communication process. It is perception that determines we choose one message and ignore the other. So it can be concluded that perception is our assumption after receiving a stimulus from what is felt by our five senses. Understanding these perceptions illustrates that the use of Microsoft Teams in online learning provides a stimulus and then becomes a thought that makes students have a view about the use of online application learning systems.
2. Understanding Microsoft Teams, Microsoft Teams is a digital relationship that brings conversations, content, assignments, and apps together in one place,

²⁵Eko Wahyu Tyas Darmaningrat , Ahmad Holil Noor Ali , Radityo Prasetyanto Wibowo, dan Hanim Maria Astuti, 'Pemanfaatan Aplikasi Digital Learning Untuk Pembelajaran Pengayaan Di Sekolah Menengah Kota Surabaya', *SESINDO* (2018). p. 87.

enabling teachers to create dynamic learning environments. Microsoft Teams aims to offer a distance learning experience. On the other hand, it is a learning tool for students and teachers so that they can keep in touch and communicate with each other using conversation, and can feel like they are meeting directly with students in the learning and teaching process. A conceptual description of Microsoft Teams is an online learning tool that facilitates the learning process between students and teachers so that relationships and collaborations are established by involving the Staff Team, in this case Educators can share teaching materials using the Professional Learning Community.

3. Online Learning is one of the new ways in the teaching and learning process and using electronic media, especially the internet as a learning system. So that online learning can be accessed anytime and anywhere. In addition to getting material that can be enriched or equipped with various learning resources. Conceptually, it can be concluded that Online Learning is a teaching and learning system that utilizes electronic media specifically the internet. Thus, learning aims to acquire skills that have not been previously possessed so that with learning activities humans become aware of understand, have something about and can implement. The benefits of the internet (Networks), namely, as a means of information, communication, and education, so it can be formulated that the internet is a network that becomes one of the links in the communication and information process indirectly. The researcher will see the result from the data.

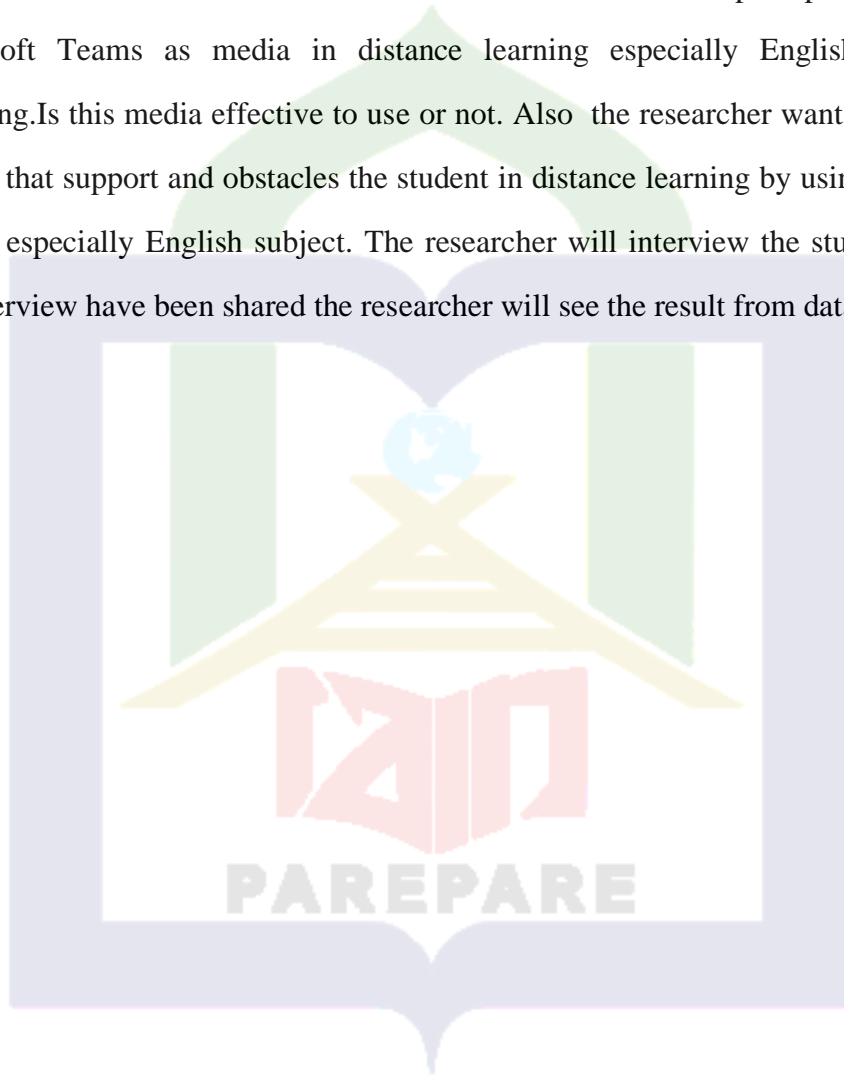
D. Conceptual Framework.



Based on the Conceptual Framework above, Online learning is a formal education organized by schools in which students and teachers are located in different location, so that it requires an interactive communication system to connect the two and the various resources needed media, because without media in the learning process is not going well. Media is one of the tools can help teachers and students can connected. Media make it easy for teachers to control the subject matter and can make the student get knowledge, skills and new attitude. In teaching and learning system, surely uses information and communication technology. This understanding explains that online learning educational activities are carried out by individuals or groups who work online or offline, through online and electronic application. The application used is Microsoft Teams. Microsoft Teams is one of the media that SMAN 10 PINRANG used in the learning process especially in English subject at grade XI . Microsoft Teams is a digital relationship that brings together conversation, content, assignments, and application in one place, enabling teachers to

create dynamic learning environment, with Microsoft Teams can feel like they are meeting face to face, so the teachers can monitor student progress in the learning and teaching process in completing assignment at home.

Here the researcher wants to know the students perception in using Microsoft Teams as media in distance learning especially English Language Teaching. Is this media effective to use or not. Also the researcher want to know the factors that support and obstacles the student in distance learning by using Microsoft Teams especially English subject. The researcher will interview the students. From the interview have been shared the researcher will see the result from data



CHAPTER III

RESEARCH METHOD

In this chapter, the research discusses the research method, research sites and respondents, research instrument, procedure of collecting data, technique of data analysis.

A. Research Design

In this research, the research design which the researcher took qualitative – descriptive by applying ethnography study approach.

Qualitative methods are the steps taken by researchers to obtain descriptive data including speech and behavior that can be observed by the person or the subject itself. The qualitative approach uses a subjective assessment method of opinions, behaviors and attitude.²⁶ Furthermore, Atmowardoyo defines research in such a situation is a function of the researcher's impressions and insights.²⁷ Typically, this approach uses techniques such as in-depth interviews, focus group interviews, and projective techniques. This type of research does not involve statistical formulas in the data analysis and the data collected from interviews and observations are poured into field notes which contain verbal descriptions of the phenomena studied. At this point, researchers tend to observe the data and familiarize themselves with the data about students' perceptions of the use of online applications.

Descriptive research consists of surveys and fact-finding enquiries of different types. The main objective of descriptive research described the state of affairs as it prevails at the time of study. Descriptive research consists of surveys and

²⁶Research Methodology. 2009. Page 5

²⁷Atmowardoyo H. Research Methods For Language And Literature Studies. Badan Penerbit UNM. 2010. Page 10

fact-finding questions of various types. The main purpose of descriptive research is to describe the conditions prevailing at the time the research was conducted. Then, at this point, the researcher in this research project used for descriptive studies in which the researcher attempts to examine systematically the available and existing phenomena in the field of research. He has to only report what is happening or what has happened. This study also applies the study of ethnography as a means to gain a deeper understanding of things and phenomena in a particular study and context. Ethnography is the study of social interactions, behaviors, and perceptions that occur in groups, teams, organizations, and communities. The main goal of ethnography is to provide a rich and holistic insight into the views and actions of people i.e. the sights and sounds of the locations they inhabit, through the collection of detailed observations and interviews. As Hammersley states that, "The job of (the ethnographers) is to document the culture, perspectives, and practices of the people in these settings."

B. Research Sites and Respondents.

The sites of this research is SMA Negeri 10 Pinrang. SMA Negeri 10 Pinrang is one of the schools in Pinrang Regency and is not far from where the researcher lives. Another reason that is a suitability of the phenomenon to be studied. Based on the observations that have been made. Namely about students' perceptions of the use of Microsoft Teams. Apart from these reasons, the licensing process at the research site is not complicated. SMA Negeri 10 Pinrang is located in Lanrisang Pinrang.

C. Subjects of Research.

The research was conducted in Pinrang, a small town in South Sulawesi province of Indonesia. The research itself was conducted at a public high school. The school is SMA Negeri 10 Pinrang. After completing a written interview as an

evaluative interview to students in the school to find out the research subjects based on student perception, out of 30 students at SMA Negeri 10 Pinrang, researchers only looked at 10 students because twenty of them were not ready. In this study all five research subjects will be given pseudonyms or abbreviated.

D. Research Instrument

In collecting the data, the researcher divided the research instrument into two main categories, they are:

1. Primary Instrument

- a. Researcher. Researchers play an important role in this study because they conduct observations and interviews to collect valid data. Then the data obtained were analyzed using a predetermined systematic technique.
- b. Tentative Interview Protocol Required to help the researcher formulate his interview questions. This guide contains an outline of interview topics that may need to be submitted to the respondent. Although this tentative interview protocol is the baseline as a guide for researchers to conduct interview sessions during the study, researchers will develop new questions if needed.

2. Secondary Instrument

The secondary instruments in this research are handphones or smart phone, field notes and all tools that can assist the process of carrying out this research. Especially the researcher, this will be very helpful when making observations.

E. Procedure of Collecting Data

There are three procedures that the researcher will apply in order to collect the systematic and valid data, the brief explanation is presented below:

1. Observation

The researcher collected the data by using observation. Sugiyono states that 'observation is the fundamental of knowledge'.²⁸ Through this observation the researcher could observed directly on what they are going to investigate. In this research the researcher chooses participant observation with passive observation where the researcher come down to the classroom to observe the source of the data without involving himself. The purpose of this is to familiarize the observer with the data and moving deeper and deeper into understanding the data naturally. The participant observation form is designed to detect teaching strategy use in classroom settings. Observation which consists of findings related to teaching and findings related to learning. The data is collected by doing observation for the teaching and learning process in the classroom settings. The researcher observes the class for 90 minutes for each meeting; there are 2 meetings every week for every class.

Informal conversations during observation were included in this study to provide additional information. This informal conversation is an ongoing process in which the researcher poses questions to the teacher when opportunities arise.

Researchers also provide field notes to help researchers code each type of phenomenon that occurs during observations. Field notes are carried out wherever the researcher makes observations. Researchers join in the ongoing learning process by logging into the Microsoft Teams application, then taking notes without disturbing the teaching and learning process. Field notes are a type of qualitative research material that is collected, recorded, and compiled (usually on the spot) during the course of the research. Furthermore, field notes contain two basic types of information, namely:

²⁸Sugiyono. (2013). *Metode Penelitian Kuantitatif, Kualitatif dan R&D*. Bandung: Alfabeta.CV p. 226

- a. Descriptive information that directly records what the observer has specifically seen or heard on-site through the course of the study and
- b. Reflective information that captures the researcher's personal reactions to observations, the researcher's experiences, and the researcher's thoughts during an observation session.²⁹

2. Interview

Interview is an intended interaction in which one person is trying to obtain information from another. Interviews allowed researchers to obtain important data that they cannot acquire only from observation, moreover pairing observation and interviewing provides a valuable way to gather complementary data. Interviews can explore and probe participants' responses to gather more in-depth data about their experiences and feelings. They can examine attitudes, interests, feelings, concerns, and values more easily than they can through observation.³⁰

In this research, the researcher interviewed the teachers. In conducting the interview, the researcher applied semi-structured interview by combining both the unstructured and structured interview approaches.³¹

In this research, there are three kinds of interviews that the researcher used namely, open interview, focus interview, and selective interview. Open interview is given to the selected candidates to search for more information about their backgrounds, experiences, and opinions in teaching English. Focus interview is

²⁹Gay et. al. Educational Research.: Competencies For Analysis And Applications. Pearson Education Ltd. 2006. P.414

³⁰Gay et. al. Educational Research.: Competencies For Analysis And Applications. Pearson Education Ltd. 2006. P.418

³¹Gay et. al. Educational Research.: Competencies For Analysis And Applications. Pearson Education Ltd. 2006. P.419

purposed to gather important information regarding to the focus of the research. This interview is carried out to find the main data about important events experienced by the selected subject including the experience that they ever had in order to develop their ability in teaching. Selective interview is purposed to complete and confirm information which is derived from the focus interview. In conducting the four interviews the researcher used English and Indonesian according to the respondent which is being interviewed.

3. Document Examination

Document examination is also one of data sources which can be in form of written or visual that can contribute to the understanding of what is happening in the classroom or in the research site where the research is conducted.

F. Technique of Data Analysis

Generally, in qualitative research paradigm the process of data analysis using analytical flow model proposed by Miles and Huberman are often referred to as interactive data analysis methods.³² They revealed that the activities carried out in the analysis of qualitative data in an interactive and take place continuously until complete, so the data is already saturated. There were three concurrent flows of activities in analyzing the qualitative data, such as: data reduction, data displays, and conclusions drawing or verification. Those activities were shown in the following picture.

³²Miles, M.B. & Huberman, A.M. 1994. *Qualitative Data Analysis*. London : Sage Publishers. P.10

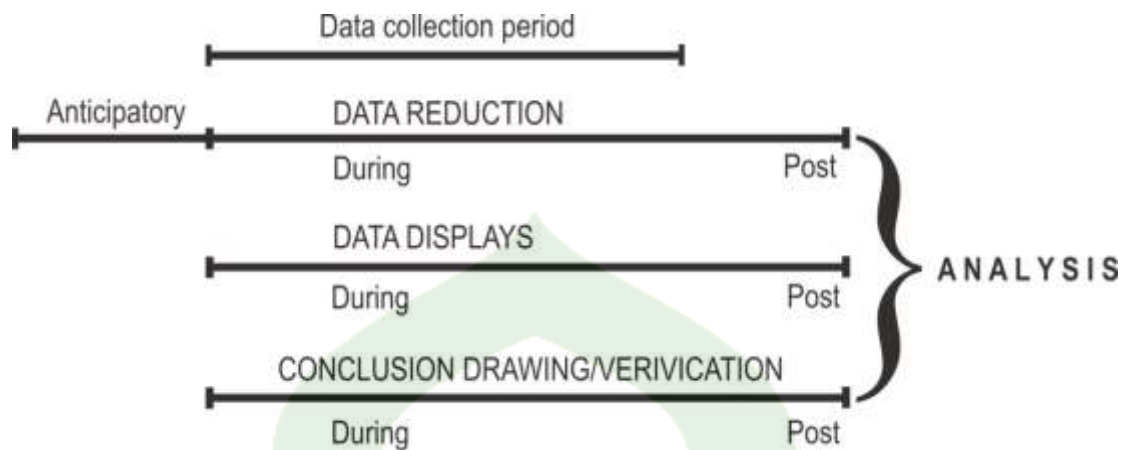


Figure 1: Components of Data Analysis: Flow Models of Miles And Huberman (1994: 10)

1. Data Reduction

Data reductions is a form of analysis that sharpens, sorts, focuses, discards, and organizes, data in such a way that final conclusions can be drawn and verified. By data reduction qualitative data can be reduced and transformed in many ways: through selection, and paraphrase, through subsumed in a large pattern, and so on.³³

The researcher believes the amount data obtained in the field quite a lot, complex and complicated so they need to be noted carefully and in detail. Therefore the researcher made summarize data analysis through data reduction. Summarize the data reduction means, choose the basic category, focus on the category that are important, and sought themes and patterns. The researcher also could find which one was the necessary data. Data reduction could be helped with equipment, such as computers, notebooks, and more.

³³Miles, M.B. & Huberman, A.M. 1994. Qualitative Data Analysis. London : Sage Publishers. P. 11

2. Data Display (Data Presentation)

The second major flow of analysis activity is data display. Generically, display is an organized, compressed assembly of information that permits conclusions drawing and action. Looking at displays helps us to understand what is happening and to do something – either analyze further or take action – based on that understanding.

After the data was reduced, then the next step was to present the data. The presentation of data used the form of a short description, chart, among categories, relationships. According to Miles and Huberman, most often used to present the data in a qualitative study is a narrative text.

By the data presentation, it was easier to understand what was happening, and plan further work based on what we have understood about it. Furthermore, by Miles and Huberman suggested that in conducting the data display, in addition to narrative text, can be graphics, matrix, network (network), and a chart.

3. Drawing Conclusions and Verification

The third step in the analysis of qualitative data in the study by Miles and Huberman was drawing conclusions and verification. Preliminary conclusions presented were temporary, and were amended if not found strong evidence to support the next phase of data collection, but if the conclusions set out in the initial stages were supported by evidence and consistent when researcher returned to the field to collect the data, the conclusions put forward a credible conclusion.

Conclusion in qualitative research is a new finding that has not previously exists. The findings may be a description or picture of an object that previously were dimly lit or dark, so that after investigation it became clear so the conclusion of this research can be causal or interactive, or hypothesis or theory.

G. Data Validity

In order to obtain valid data, the researcher does some techniques that can examine the validity of data. Validity of the data was intended to obtain the level of confidence associated with how much truth of the research. To establish the validity of the data, the researcher examined the persistence of data observation and triangulation techniques.³⁴ Examination of the validity of data was done in several ways, namely:

1. Negotiation
2. The extension of participation,
3. Persistence observation,
4. Triangulation, and
5. Member checking
6. The adequacy of reference.

Persistence technique observations made with the intention of holding observations with meticulous, detailed and in-depth and sustained against the phenomena and events that occurred in the background so that the study found the things that were relevant to the interests of research. In other words, find the mean observation persistence characteristics and elements in the situation which was very relevant to the issues being studied and then concentrated on such matters in detail.

1. Negotiations

One way to obtain valid data when conducting qualitative research is negotiation. In which the researcher negotiates with informants regarding the results of their research. This negotiation is also one way to check the validity of the data.

³⁴Sugiyono. 2005. Memahami Penelitian Kualitatif. Bandung: CV. Alfabeta.

Particularly in this research the researcher did the negotiation by showing the participants narrative description of the research result. The parts of the result that showed are several important events that happened during the process of collecting data. The respondent is asked to read the results. When the respondent finds that the description does not match with the reality, they are welcomed to make corrections. Thus, narrative description would be better developed.

2. Extension of Participation

In this research, the researcher doing the extension of participation to know that the data that have given valid. Before the research was conducted, the relationship between the researcher and the five research subjects was very familiar and has the potential to result accuracies data. It was the reason why the researcher spent more time to finish this research. In asking their approval, the researcher explains the research background and the objectives of this research in order that they will understand it as a prior knowledge of this research. To examine the data validity, the researcher has determined the focus of the research as a research guideline. The researcher also keep the communication between the students, the subject and the colleague whether in real life, social media applications, email and by phone to check the credibility of the data before the researcher wrote the research report.

3. Persistence Observation

Persistence observation means that doing observation continuously and appropriately by checking the all of the data that have been collected. In qualitative research, the researcher must work hard in identifying and process the data because the researcher is the main instruments. Therefore the researcher does twice indirect observation which only takes short times, three times direct class observation for

every teacher and uncouncted observation for the teachers activity outside the classroom.

4. Triangulation

Sugiyono mentions three kinds of triangulation methods for qualitative research namely, source triangulation, technique triangulation and time triangulation.³⁵ On the other hand, Moleong emphasizes four kinds of triangulation methods that may be used in qualitative research namely, source triangulation, methods triangulation, researcher triangulation, and theory triangulation.³⁶ Based on the triangulation methods that have been mentioned above in this process the researcher only does two kinds of triangulation methods. The first method is the triangulation of data sources. The results of the data compare from one respondent to another, especially the result of interviews. The researcher evaluates the results by checking out the perception or statement that is come from the respondent, if there are some unclear statements or opinion the researcher asks the respondent feedback again in order to obtain a valid data.

The second triangulation method is the triangulation of techniques. In this process the researcher compares the results obtained from each kind of procedure of collecting data such as interview, observation, questionnaire, and document examination. The comparing is needed in order to obtain a valid data as the findings of the research.

5. Member Checking and Negative Case Analysis

In this research, the main data sources were the subjects and their students. All of the data that have been collected should be checked not only by the researcher

³⁵Sugiyono. Memahami Penelitian Kualitatif. Bandung: Alfabeta. P. 369

³⁶Moleong, Lexy J. 2009. Metodologi Penelitian Kualitatif. Bandung: PT. Remadja Rosdakarya. 330

but also another potential people around the subject. The external validity of this research was checked by the people around them such as their colleagues where the researcher identified the colleague who know them well and asked them about the data that have been collected. The process was conducted in the natural setting where the researcher just made some easy conversation and asked them about the research data without knowing that the researcher doing the negative case analysis. The result show that among the negative case analysis, there was no contradiction statement found and it has been convinced the researcher that the data were supported by the people around them.

6. The Adequacy of Reference

To prove that the data has been obtained is valid or not of course it can be seen from the experience of the subject in the form of authentic photographs, documents, and recordings. In this research, the researcher provided a format of personal data which contained about teachers educational background, knowledge and other qualifications.

CHAPTER IV

FINDINGS AND DISCUSSION

A. Findings

The purpose of research finding is going to answer the problem statement that formulated in the first chapter. This chapter is also showing the data findings of The Students Perception of Using Microsoft Teams Application at the eleven grade SMAN 10 Pinrang. The object of this research was Microsoft Teams and the subject of this research is the students. This research used qualitative descriptive and present the result of qualitative data, which representative data were 20 respondents.

1. The Students' Perception of using Microsoft Teams Application at the eleven grade SMAN 10 Pinrang.

a. The students' Opinion about the use of Microsoft Teams.

1) Best Solution

Based on interview, the researcher asked the students about their opinion in using Microsoft Teams Application especially for English Subject but the researcher will summary same statement and here several answer:

(F) Stated that:

*"In my opinion learning to use the Microsoft Teams application is the best solution that is used so that you can still learn even though it's a pandemic."*³⁷

2) Effective

Also , another statement from(N) :

*"I think the Microsoft Teams application is effective for distance learning because there are many features that can help us carry out online learning."*³⁸

³⁷ Farham, Male, Student XI Grade, 10 November, Via Recorder Sman 10 Pinrang.

³⁸ Nurasizah, Female, Student XI Grade, 10 Novemberr, Via Recorder Sman 10 Pinrang.

3) Very Helpful

Several students' said that Microsoft Teams is very helpful.

From (DR) Said that : *“In my opinion, the Microsoft Teams application is very helpful in carrying out the teaching and learning process during a pandemic.”*³⁹

From (S) Said that : *“Very helpful for students in learning.”*⁴⁰

From (YS) Said that : *“The Microsoft Teams application is very helpful for students in the teaching and learning process, I think Microsoft Teams is a good alternative for learning because it can still be face-to-face even though it is virtual.”*⁴¹

4) Make it Easy

Other statement from (Z) Said that : *“Make it easier for us to learn even in conditions that are not possible.”*⁴²

Also from (AAS) Said that : *“Good because it is easy to use.”*⁴³

Also another statement from (SH) : *“Make it easier for us to learn because it can be anywhere.”*⁴⁴

5) Efficient

From (R) Said that : *“I think it's good because it's more efficient.”*⁴⁵

6) Less Effective

Here opinion from (SH) said : *“Less effective because many students find it difficult to find a good network.”*

Also from (NP) said that: *“ In my opinion, it is less effective because students' economics are different, not all students can have sophisticated cellphones that can be used to study through the Microsoft Teams application.”*⁴⁶

7) There are negative and positive sides

From (SMR) Said that: *“There is a negative side as well as a positive side”*⁴⁷

³⁹ Dhiva Ramadani, Female, 10 November, Via Recorder Sman 10 Pinrang.

⁴⁰ Sugi, Male, 10 November, Via Recorder Sman 10 Pinrang.

⁴¹ Yuli Sartika, Female, 10 November, Via Recorder Sman 10 Pinrang.

⁴² Zulfitra, Male, 15 November, Via Recorder Sman 10 Pinrang.

⁴³ Aldi Alam Saputra, Male, 15 November, Via Recorder Sman 10 Pinrang.

⁴⁴ Syarif Hidayatullah, Male, 15 November, Via Recorder Sman 10 Pinrang.

⁴⁵ Restu, Male, 22 November, Via Recorder Sman 10 Pinrang.

⁴⁶ Natasya Putri, Female, 22 November, Via Recorder Sman 10 Pinrang.

⁴⁷ Suci Mulya Ramadhani, Female, 20 November, Via Recorder Sman 10 Pinrang.

b. Preparation of Microsoft Teams on students' mastery of skills

1) Handphone

Based on interview, the researcher asked the students about their opinion in preparation using Microsoft Teams Application especially for English Subject but the researcher will summary same statement and here several answer:

Most of student said: They used handphone to prepare the learning English.

2) Data

Based on interview, the researcher asked the students about their opinion in preparation using Microsoft Teams Application especially for English Subject but the researcher will summary same statement and here several answer:

Most of student said: The students' prepare data for learning English.

3) Book

Based on interview, the researcher asked the students about their opinion in preparation using Microsoft Teams Application especially for English Subject but the researcher will summary same statement and here several answer:

Most of student said: Prepare notebook because the students wrote the material in learning English and also textbook to learn.

(4) Dictionary

Based on interview, the researcher asked the students about their opinion in preparation using Microsoft Teams Application especially for English Subject but the researcher will summary same statement and here several answer:

(A) Stated that: *prepared Handphone, quota, dictionary and notebook.*⁴⁸

⁴⁸ Aris, Male, 22 November, Via Recorder Sman 10 Pinrang.

c. The process of learning English using the Microsoft Teams application

1) The teacher sends assignments

Based on interview, the researcher also asked student perception about the learning process in using Microsoft Teams as Media in English learning Process especially for distance learning, so the researcher wants to know process and here the answer from several informants:

(AU) Said that: *The teacher gives the material then gives the task with the specified time.*⁴⁹

Some of students have same statement and here the example from Informant :

Here opinion from (N) said : *“The process is that the teacher opens the class first then gives the material after that gives the task.”*⁵⁰

2) the teacher gives the material

Based on interview, the researcher also asked student perception about the learning process in using Microsoft Teams as Media in English learning Process especially for distance learning, so the researcher wants to know process and here the answer from several informants:

(AAS) Said that : *Enter the Microsoft Teams application and then pay attention to the teacher explaining the learning material.*⁵¹

Some of students have same statement and here the example from Informant:

Also, Informant (Z) stated *The teacher opens the class then gives the material, motivation to learn, then closes.*⁵²

⁴⁹ Ahmad Utsman, Male, 1 December, Via Recorder Sman 10 Pinrang.

⁵⁰ Nurasizah, Female, 10 November, Via Recorder Sman 10 Pinrang.

⁵¹ Aldi Alam Saputra, Male, 15 November, Via Recorder Sman 10 Pinrang.

3) There is not enough time to study

Based on interview, the researcher asked the students about their opinion of The process of learning English using the Microsoft Teams application. Here the statement from:

(A) said that : *“The learning is going well, it's just that there is not enough time to study.”*⁵³

d. The advantages of using Microsoft Teams application

Based on interview, the researcher asked the students about the advantage in using Microsoft Teams Application especially for English Subject but the researcher will summary same statement and here several answer:

1) Make it easier for students to learn

Most of student said:

From (Z) said that : *“Because my house is far from school, I think the Microsoft Teams application makes it easier for me to study.”*⁵⁴

From (SH) said that : *“Make it easier for us to learn because it can be anywhere.”*⁵⁵

2) Can interact online

Also another statement from (DR) said : *“The advantage is that we can still interact even online.”*⁵⁶

3) Can study anywhere

From(SH) dan (U) said that : *“Make it easier for us to learn because it can be anywhere.”*

e. Obstacles that the student'A encounter while learning English using the Microsoft Teams application

⁵² Zulfitra, Male, 15 November, Via Recorder Sman 10 Pinrang.

⁵³ Aris, Male, 22 November, Via Recorder Sman 10 Pinrang.

⁵⁴ Zulfitra, Male, 15 November, Via Recorder Sman 10 Pinrang.

⁵⁵ Syarif Hidayatullah, Male, 15 November, Via Recorder Sman 10 Pinrang.

⁵⁶ Dhiva Ramadhani, Female, 10 November, Via Recorder Sman 10 Pinrang.

Based on interview, the researcher asked the students about the obstacles using Microsoft Teams Application especially for English Subject but the researcher will summary same statement and here several answer:

1) Bad Network

(DR) said that : *“The problem is that the network is not very supportive, so sometimes you can't focus on studying.”*

(Z) said that :” *the problem is that when the teacher gives the material, sometimes the network is lost or unstable, so there are some materials that are not understood.”*

(SH) said that : *“Network constraints so that some material is missed.”*

And there are several students' said the same statement

2) Students do not pay attention to the lesson

(U) stated that : *“So many students don't pay attention to the teacher because when the teacher asks questions, not many people answer.”*⁵⁷

f. How to overcome learning difficulties

Based on interview, the researcher asked the students about how to overcome the difficulties in using Microsoft Teams Application especially for English Subject , and here the several answer from students' :

1) Looking for material in other media

(F) stated that : *“By looking for learning materials in other media.”*

2) Looking for a good network

Most of students' said that , there are several answer for students' “

(N) Stated that :” *Buy a data package with a good network so that the network does not break up while studying.”*

(NP) said that: *“Search for a hotspot with friends or family if the network is not good.”*

3) Ask the teacher or friends

(SH) stated that *“My way, if I miss the material when the lesson starts, I ask the teacher about things that I don't understand.”*

⁵⁷ Uswatunnisa, Female, 1 December, Via Recorder Sman 10 Pinrang.

Another statement from (S) said that : *“By asking the teacher or studying via the internet.”*

And there are still some students who stated the same thing.

4) Reading a book

(A) have a different statement and he said *“Read the textbook given by the teacher.”*

g. The influence of Microsoft Teams on students’ mastery of skills

1) Quite Influential

Based on interview, the researcher asked the students about their opinion in influence using Microsoft Teams Application especially for English Subject but the researcher will summary same statement and here several answer:

From (NP) said : *“Quite Influential, but I personally prefer offline because it is explained directly by the teacher without being constrained by the network.”*⁵⁸

2) No effect

Based on interview, the researcher asked the students about their opinion in influence using Microsoft Teams Application especially for English Subject but the researcher will summary same statement and here several answer: Microsoft Teams has no effect on these four skills

One of students’ (Aris) said : *No, because the explanation is not detailed.*⁵⁹

3) Really Take effect

Based on interview, the researcher asked the students about their opinion in influence using Microsoft Teams Application especially for English Subject but the researcher will summary same statement and here several answer:

⁵⁸ Natasya Putri, Female, 09 December, Via Recorder Sman 10 Pinrang.

⁵⁹ Aris, Male, 22 November, Via Recorder Sman 10 Pinrang.

Most of student said: From (F) said that :” *Really Influential, especially in listening skills because in learning English using the application we have to focus on listening, so as not to hear wrongly.*”⁶⁰

And also (Z) said that :” *Really Influential, due to lack of practice, it has quite a negative effect for me because of the lack of material that we can get.*”⁶¹

h. Improving understanding of learning English of using Microsoft Teams Application

Based on interview, the researcher asked the students about their opinion in improving understanding of learning english of using micrososft teams application but the researcher will summary same statement and here several answer:

All of student said:” *it still improves my understanding of learning english of using micrososft teams.*”

i. Achievement student usually get in the field of English

Based on interview, the researcher asked the students about their opinion in achievement student ususally get in field of english but the researcher will summary same statement and here several answer:

All of student said:” *student not yet get achievement.*”

j. improving english learning skills

Based on interview, the researcher asked the students about their opinion in improving english learning skills but the researcher will summary same statement and here several answer :

Most of student said :” *Memorizing English vocabulary as much as possible..*”

istance learning, especially in the field of English so that they can still connect with

⁶⁰ Farham, Male, 10 November, Via Recorder Sman 10 Pinrang.

⁶¹ Zulfitra, Male, 15 November, Via Recorder Sman 10 Pinrang.

B. DISCUSSION

1. The students' perception of using Microsoft Teams Application at the eleven grade SMAN 10 Pinrang

In this section, the researcher focuses on students' opinions about the use of the Microsoft Teams application as a learning medium in online learning, especially in learning English. Based on the results of interviews, there are two different opinions from students, namely Pros and Cons regarding students who are against the Microsoft Teams application, such as some students having network constraints or learning quotas, sometimes the network they use in the learning process is unstable and also drains energy in finding the right place. to get a stable network. Moreover, students who live far from urban areas find it difficult to find a network, until they go to neighboring villages in search of a stable network. Using a large quota in each material meeting is one of the things that prevents them from focusing on learning, and also has difficulty receiving materials and sending assignments given by the teacher.

However, there are some students who are pro in using the Microsoft Teams Application as a learning medium, according to them the Microsoft Teams application is very helpful for them in distance learning, especially in the field of English so that they can still connect with each other. Between teachers and students through online applications, the presence of Microsoft Teams certainly makes it easier for them to carry out the learning process because the Microsoft Teams application has many features that can be used by students and teachers such as utilizing video, photo, file features and so on. So according to them this is a good and

easy alternative application to use in distance learning, especially in a pandemic situation like what is happening now.

The researcher also saw the readiness of students to use the Microsoft Teams application as a medium for learning English, the average student's answers were to prepare stationery, cellphones, quotas and only a few students prepared dictionaries as additional media for learning. Meanwhile, some students from these preparations prepare an adequate network and internet quota which is the most important thing to support success in the learning given later.

Based on interviews, researchers found the advantages of the Microsoft Teams application in distance learning, especially in learning English, such as making it easier for them to learn, especially students who are located far from school, can simplify the learning process, students think that the Microsoft Teams application is easy, simple, practical to use and with the video feature they can safely study or interact online at home without having to spend a lot of time going to school. students pay attention to the teacher who brings the material after that the teacher evaluates the students by giving assignments with a predetermined time, regarding the collection of student assignments can be collected based on the direction of the teacher. Another opinion that the researcher found from students said that the learning process using the Microsoft Teams application did not run well, because the network did not support it, and there were also some students who did not follow the lesson, they just signed in to Microsoft and then did other work that was not given by the teacher. The team app then does another activity and doesn't pay attention. teacher because when the teacher asks the intended student, sometimes the student cannot answer the questions given because sometimes students leave the application, not many also do not understand the material provided by the teacher.

Teachers, and some are due to an unstable internet network or even running out of internet quota.

Based on the results of interviews, researchers found several obstacles that students encountered in the process of learning English using the Microsoft Teams application, such as using too many quota applications for students. The network is sometimes good and sometimes not so good that they can't focus on learning if the network is disconnected, they also sometimes miss the material when learning starts, for that we need a better network. Students also feel less comfortable when studying with the Microsoft Teams application because it is difficult to understand the material that is explained indirectly and there are many disturbances in the student's home environment.

Based on the description above, students' perceptions of using Microsoft Teams have two views, namely good and bad. The good view is that it makes it easier for students to carry out the learning process during the ongoing pandemic or in conducting distance learning and by using the Microsoft Teams application, students feel more facilitated without the need to think about the distance to school. The bad views are quotas, networks, lack of understanding, and the distance learning atmosphere does not support the development of student learning in the English learning process, especially in the use of the Microsoft Teams application.

2. How to develop English learning using the Microsoft Teams Application in the eleventh grade of SMAN 10 Pinrang.

Based on the results of the interviews, the researchers found ways for students to overcome difficulties in learning English, such as finding a good network to focus on learning because according to them, if the network is not stable, they can miss the material and can misinterpret what the teacher says. its usefulness if you miss

material is to ask the teacher via chat, or to friends who already understand the material, some students also study in other media such as youtube or the internet. Students also sometimes have to find the right place to network and a comfortable place without distractions in order to study well.

In this interview the researcher also found several different opinions from students regarding the influence of Microsoft Teams on student skills, some said it was very influential, especially in listening skills because in learning English using applications we have to focus on listening so we don't hear wrongly so we can hear wrongly. . meaning and meaning, and there are also those who say it has an effect, due to lack of practice, quite a negative impact on him because of the lack of material that we can get. And also for students it will have a good effect on the skills they have if the network is good, not only that, there are also students who think they prefer offline meetings because they can study well without being constrained by the network, interference due to an unsupportive environment and so on.

In this case, there were also differences of opinion from students regarding increasing their understanding in the use of the Microsoft Teams application, for this matter there were also differences of opinion among students, some were pro and some were contra, regarding the pros argued that using the Microsoft Teams application could improve their understanding. in learning English because the teacher who teaches also brings the material very well and also the presentation of the material is easy to understand, while the drawback is that there is a lack of focus in learning because the time given is less and the network is less supportive so that they are happier if learning is done independently offline. They don't like it if the learning is done independently offline.

Based on the interviews conducted, the researcher also found that in this case there were no students who had the desired achievement in English when using the Microsoft Teams application, some of them believed that in their efforts one day they would achieve that achievement. So that the Microsoft Teams application has not been able to become a support for students to achieve achievements in learning English, especially in using the Microsoft Teams application in the English learning process that has been applied to students.

Based on the results of interviews conducted, the researchers also saw many ways that students did in an effort to improve their ability in learning English, such as studying the material that had been given by the teacher after school so that they did not forget the material that had been given. has been obtained. to improve skills in the field of English, namely looking for material through other media such as learning through YouTube or the internet, they consider a lot of English material that can be accessed starting from basic knowledge, while another way that students use is to increase their vocabulary and get used to it. to apply it in daily life so as not to forget what they have gained. Some students also don't forget to memorize vocabulary so that they can improve their skills in English.

Based on the description above, some students have not been able to develop their English learning skills properly with the help of the Microsoft Teams application. But some students are also able to develop their English skills even though they have not been able to get the expected learning achievements.

CHAPTER V

CONCLUSION AND SUGGESTION

This is the last chapter and this section discuss about conclusion of the findings and suggestions.

A. Conclusion.

Based on the findings and discussion of the data in previous chapter, the conclusion can be drawn as follows:

1. The students' perception of using Microsoft Teams Application, in this case Students have two opinions, some are pro and some are contra about using Microsoft Teams, the points that become students' strengths are helping students communicate with their teachers in distance learning so that they stay connected via online, help students to send assignments because of its pretty good features such as videos, photos, files, etc., the cons are that this application is too quota-consuming and constrained by network or quota, sometimes the data they use is unstable so that it hinders the learning process , it is also difficult to understand the material when using Microsoft Teams because sometimes what the teacher says is different from what the students listen to.
2. Develop English learning using Microsoft Teams

The way for students to develop their English learning skills is by increasing study time such as English lessons and rereading the material that has been given then asking the teacher about material that is not understood, and learning through other media such as youtube or the internet.

B. Suggestion.

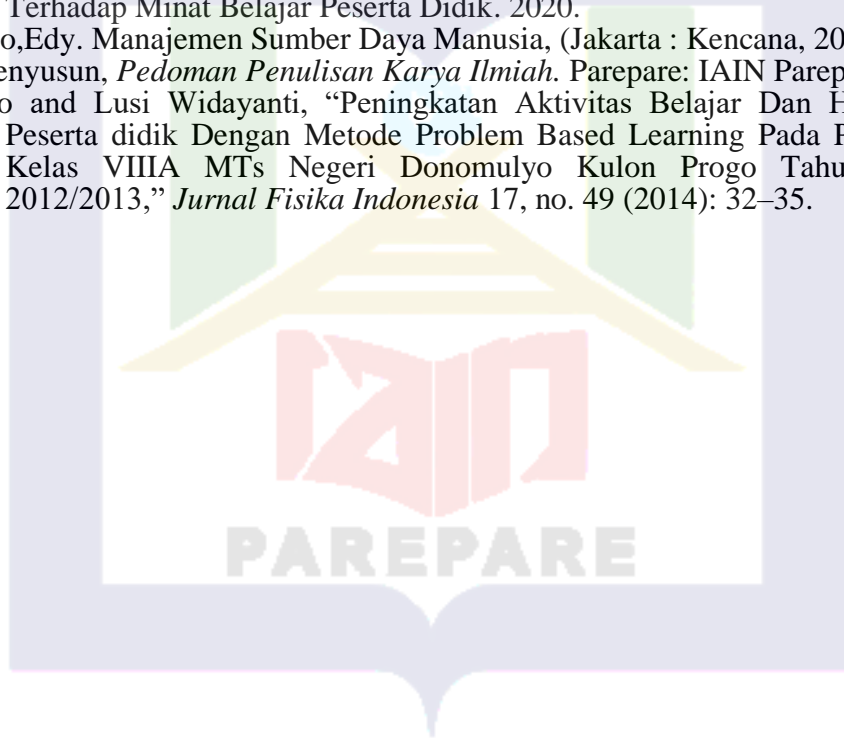
Based on the research and discussion, there are some suggestions that can be taken as consideration for English Teacher, Students, Future Researcher:

1. For the English teacher, the feature of Microsoft Teams is good enough, Microsoft Teams help to assist English
2. Language Learning especially in this Pandemic. Hopefully, the teacher can develop their learning process so the learning process to make students more understand and catch the meaning of the material in the learning process.
3. For the students, in English Learning Process in distance learning, it is suggested that the students should make the best use of the learning process in the classroom and give a positive contribution, so they get effective learning. On the other hand, the students also need to pay attention to their teacher, so they can be easy to understand the materials.
4. For the future researcher, the findings of this study are hoped to be utilized in future studies to evaluate other objects with educational implications; by reading and comprehending the findings of this study, they will be able to do better research than this study.

BIBLIOGRAPHY

- Arief S, Sadiman dkk, *Media Pendidikan*, (Jakarta: PT:RajaGrafindo Persada, 2005).
- Baharuddin, Esa Nur Wahyuni, *Teori Belajar dan Pembelajaran*. (Yogyakarta: Ar-Ruzz Media Group, 2007).
- Belawati, Tian. Pembelajaran online. *Jakarta, Universitas Terbuka*, 201
- Fajar, Muhammad Asrul. Persepsi Politik Mahasiswa Ilmu Pemerintahan Fakultas Ilmu Sosial Dan Politik Universitas Maritim Raja Ali Haji Menjelang Pemilihan Kepala Daerah Gubernur Provinsi Kepulauan Riau Tahun 2015.
- Fatmawati Nur Rohmah, “Nilai Estetis Pertunjukan Kesenian Sintren Retno Asih Budoyo Di Desa Sidareja Kecamatan Sidareja Kabupaten Cilacap,” *Harmonia* 53, no. 9 (2015): 1689–99.
- Hakim, Thursan. *Belajar Secara Efektif*. Niaga Swadaya, 2005.
- Harsono, Etnografi Pendidikan sebagai Desain Penelitian Kualitatif, (Surakarta : Univeritas Muhammadiyah Surakarta, 2011).
- Husamah, Et Al. Belajar Dan Pembelajaran. *Research Report*, 2016.
- Indonesia, Presiden Republik. *Undang-undang Republik Indonesia nomor 20 tahun 2003 tentang sistem pendidikan nasional*. Departemen Pendidikan Nasional, 2003.
- Indrawati, Farah. Pengaruh kemampuan numerik dan cara belajar terhadap prestasi belajar matematika. *Formatif: Jurnal Ilmiah Pendidikan MIPA*, 2015.
- Maryono, Y, B. Patmi Istiana. 2008. *Teknologi Informasi dan komunikasi*. Bandung: Quadra
- Mudlofir, Ali. *Desain Pembelajaran Inovatif: Dari Teori ke Praktik*, (Jakarta: Rajawali Pers, 2017).
- Notoatmodjo, Soekidjo. *Pengembangan Sumber Daya Manusia*, (Jakarta : PT. Ranika Cipta, 2003).
- NUGROHO, Wachid. Kepuasan Siswa Terhadap Pembelajaran Daring Menggunakan Microsoft Teams Dan Video Youtube Pada Materi Program Linier. *Jurnal THEOREMS (The Original Research Of Mathematics)*, 2021, 5.2
- Pakpahan, Roida; Fitriani, Yuni. Analisa Pemanfaatan Teknologi Informasi Dalam Pembelajaran Jarak Jauh Di Tengah Pandemi Virus Corona Covid-19. *Journal Of Information System, Applied, Management, Accounting And Research*, 2020, 4.2: 30-36.
- Panjaitan, Erwin S.; Murdiaty, Murdiaty; Purnaya, Purnaya. Persiapan Menghadapi Perkuliahan Daring Di Perguruan Tinggi Dengan Aplikasi Microsoft Teams Bagi Para Lulusan Slt. *Jurnal Pendidikan Dan Pengabdian Masyarakat*, 2021.
- Perdani, Nooris Mutiara Putri. *Persepsi Mahasiswa Jurusan Administrasi Bisnis Polsri Terhadap Minat Membaca Surat Kabar Halaman Zetizen Sumatera Ekspres*. 2018. Phd Thesis. Politeknik Negeri Sriwijaya.
- Pohan, Albert Efendi. 2020. *Konsep Pembelajaran Daring Berbasis Pendekatan Ilmiah*. Purwodadi: CV Sarnu Untung
- Pribadi, Benny A. *Media dan Teknologi dalam Pembelajaran*, (Jakarta: KENCANA, 2017).
- Rahim, Yusuf Muhammad. 2016. “Pemanfaatan ICT sebagai media pembelajaran dan informasi pada UIN Alauddin Makassar”. (Sulesana: Jurnal Wawasan Keislaman Vol.6 No.2).

- Ramli, Muhammad. *Media dan Teknologi Pembelajaran*, (Banjarmasin: Antasari Press, 2012).
- Rohani, *Media Pembelajaran*, (Medan: UIN SUMATERA UTARA, 2019).
- Rosmita, Suratno, Nasori, Ahmad. *Efektivitas Pembelajaran Daring (Studi Kasus Hasil Belajar Mata Pelajaran Ekonomi Kelas X IPS SMA Negeri 9 Tanjung Jabung Timur Tahun 2019/2020)*. 2020. Phd Thesis. Universitas Jambi.
- Rusman. 2014. *Model-Model Pembelajaran Mengembangkan Profesionalisme Guru*. Jakarta: PT. RajaGrafindo Persada.
- Saharia Samsu, "Analisis Pengakuan Dan Pengukuran Pendapatan Berdasarkan Psak No. 23 Pada Pt. Misa Utara Manado," *Jurnal Riset Ekonomi, Manajemen, Bisnis Dan Akuntansi* 1, no. 3 (2013): 567-75,]
- Sanjaya, Ridwan. 2020. 21 Refleksi Pembelajaran Daring di Masa Darurat. Semarang: Universitas katolik Soegijapranata
- Sanjaya, Ridwan. 2020. 21 Refleksi Pembelajaran Daring di Masa Darurat. Semarang: Universitas katolik Soegijapranata.
- Situmorang, Adi S. Microsoft Teams For Education Sebagai Media Pembelajaran Interaktif Meningkatkan Minat Belajar. *Sepren*, 2020, 2.1: 30-30.
- Suarman, Situmorang Adi, Et Al. Efektivitas Microsoft Teams For Education Terhadap Minat Belajar Peserta Didik. 2020.
- Sutrisno, Edy. *Manajemen Sumber Daya Manusia*, (Jakarta : Kencana, 2011).
- TIM Penyusun, *Pedoman Penulisan Karya Ilmiah*. Parepare: IAIN Parepare, 2020
- Widodo and Lusi Widayanti, "Peningkatan Aktivitas Belajar Dan Hasil Belajar Peserta didik Dengan Metode Problem Based Learning Pada Peserta didik Kelas VIIIA MTs Negeri Donomulyo Kulon Progo Tahun Pelajaran 2012/2013," *Jurnal Fisika Indonesia* 17, no. 49 (2014): 32-35.





**KEMENTERIAN AGAMA REPUBLIK INDONESIA
INSTITUT AGAMA ISLAM NEGERI PAREPARE**

FAKULTAS TARBIYAH

Jln. Amal Bakti No. 8 Soreang, Kota Parepare 91132 Telepon (0421)
21307, Fax. (0421) 24404

VALIDASI INSTRUMEN PENELITIAN THESIS

Nama Mahasiswa : Rahmi Rusdin
Nim : 17.1300.030
Fakultas/Prodi : Tarbiyah/ Pendidikan Bahasa Inggris
Judul : The Students' Perception of Using Microsoft
Teams Application at the Eleven Grade Sman
10 Pinrang

1) OBSERVATION GUIDELINE.

**THE USE MICROSOFT TEAMS IN ENGLISH SUBJECT OF DISTANCE
LEARNING**

1. The way teacher prepares the learning process.
2. The way teachers start the class.
3. The learning process in the classroom using Microsoft Teams.
4. The students' activity in the classroom using Microsoft Teams.
5. Learning method using Microsoft Teams.
6. Teaching Learning Assessment or Evaluation.

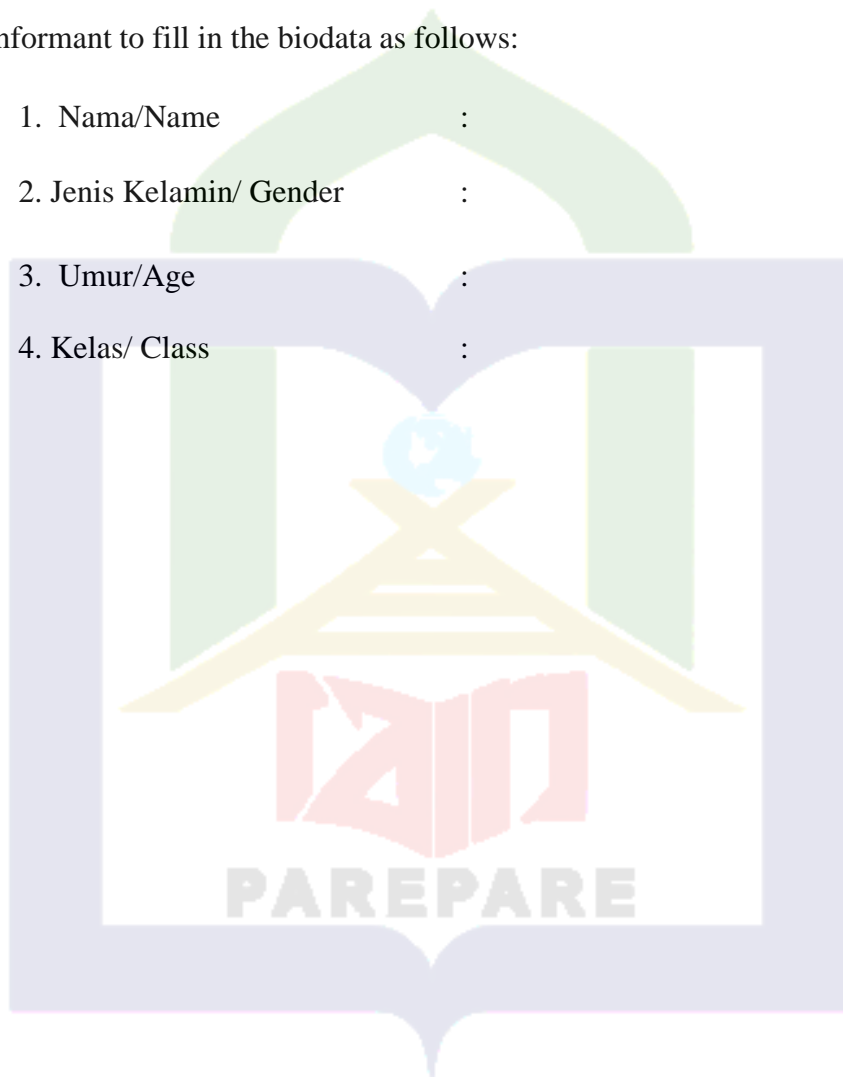
Based on the table above, shown that there are 6 points that will be observe by the researcher. So, the first one is the way teacher prepare the learning process in distance learning by using Microsoft Teams , second is the way teacher start the class in distance learning by using Microsoft Teams, third is the learning process in the classroom using Microsoft Teams , fourth is the Student Activity or their environment during learning process in the classroom using Microsoft Teams , fifth

is learning method using Microsoft Teams, sixth is teaching learning assessment or evolution in the distance learning by using Microsoft Teams

2) INTERVIEW GUIDELINE.

Before the interview begins, the informant will invite the informant to fill in the biodata as follows:

1. Nama/Name :
2. Jenis Kelamin/ Gender :
3. Umur/Age :
4. Kelas/ Class :



Here several questions that interviewer will be asked to the informant who discuss how to use Microsoft Teams as Media in English Subject of Distance Learning, here as follows:

Question for students
<ol style="list-style-type: none"> 1. Bagaimana pendapat anda mengenai pembelajaran jarak jauh menggunakan aplikasi Microsoft Teams ? 2. Persiapan apa saja yang biasa anda siapkan sebelum belajar menggunakan aplikasi Microsoft Teams ? 3. Bagaimana proses pembelajaran Bahasa Inggris dengan menggunakan aplikasi Microsoft Teams? 4. Apa saja kelebihan yang anda dapatkan dalam menggunakan aplikasi Microsoft Teams? 5. Apakah ada kendala yang anda jumpai selama belajar bahasa Inggris menggunakan aplikasi Microsoft Teams? 6. Bagaimana cara anda mengatasi kesulitan belajar menggunakan aplikasi Microsoft Teams ? 7. Apakah aplikasi Microsoft Teams berpengaruh terhadap penguasaan keterampilan anda seperti speaking, reading, writing and listening? 8. Apakah dengan menggunakan Microsoft Teams dapat meningkatkan pemahaman anda dalam pembelajaran Bahasa Inggris? 9. Prestasi apa saja yang biasa anda peroleh dalam bidang Bahasa Inggris? 10. Bagaimana cara anda meningkatkan kemampuan belajar inggris?

Parepare, 16
July 2021

Mengetahui

Pembimbing Utama



(Dra. Hj. Nanning, M.Pd.)
19680523 200003 2 005

Pembimbing Pendamping



(Dr. Arqam, M.Pd.)
19740329 200212 1 001



OBSERVATION RESULT FROM THE RESEARCH OF

“ THE STUDENTS’ PERCEPTION OF USING MICROSOFT TEAMS APPLICATION AT THE ELEVEN GRADE SMAN 10 PINRANG ”

The Date of Observation : 9th November 2021- 20th November 2021

Research Location : XI Grade at SMAN 10 PINRANG

Subject of Research : The Students’ Perception of Using
Microsoft Teams Application at the Eleven
Grade SMAN 10 Pinrang

In this observation result the researcher is going to explain what the researcher got from the observation that the researcher has done.

In the XI grade at SMAN 10 Pinrang ,divided into two classes and the researcher took the all of class as sample to do an observation and the classes are XI MIPA 1 and XI IPS.

The observations in this study were carried out online in two different classes. The researcher used non-participant observation, its mean that the researcher only watch/monitor when the learning process at Microsoft Teams but did not join as participant or mentoring them in the learning process.

Here the researcher will explain several things that are the focus of this research observation:

A. The Use of Microsoft Teams, because of the pandemic covid-19 the learning process must go on, so the alternative solution to make teacher and students’ can connected each other is using an online application in the learning process especially English Subject.

Microsoft Teams is an application on their smartphone that they use for the learning process. In Microsoft Teams there are several features that they use such as video conferencing features so they don't have to spend a lot of time going

to school.

There they are connected even from student to student and also student to teacher. In the opinion of the researcher based on observations regarding the use of the Microsoft Teams application as a learning support because the application has many features that other applications do not have, and of course it is easy to use.

B. Learning Activites, In deep learning activities, especially in learning English, the researchers found that they learn English twice a week for each class in class XI Sman 10 Pinrang, learning activities are carried out between teachers and students through the video feature according to the schedule set by the school. The number of students that I observed amounted to 20 people.

Basically from the first meeting the teacher has distributed books that students will use in one semester, so the material is based on the book then when the class starts, the teacher gives instructions about the material they give to students. So, like a teacher giving assignments to students based on the material that has been instructed. If there are students who do not understand the material, they can ask the teacher again about the lessons that are not understood by the students.

Generally students just take pictures of their assignments from their books and then send them to the group or bring it directly to the teacher's desk and also fill out the attendance list. Students who do not work on assignments are declared absent or absent from class. However, there is still the possibility that students are late in submitting assignments. Because that's all the teacher sees as their evaluation in their subject (every material).

C. About the Students', Based on my observations in two classes, the way students respond to the material is quite good because most of them can understand the material given by the teacher even though it is only online learning, they can still get what is in their material, most of the students also send their assignments in every class. meeting, but there are drawbacks when they collect their assignments

in groups such as, not all of them are in active groups or participate in class because only a few students send their assignments. In addition, there are students who cheat while working on assignments because they copy their friends' assignments.



Nama :Farham

Kelas : XI MIPA 1

QUESTION	ANSWER
<p>1. Bagaimana pendapat anda mengenai pembelajaran jarak jauh menggunakan aplikasi Microsoft Teams ?</p> <p><i>1. What do you think about distance learning using the Microsoft Teams application?</i></p>	<p>1. Menurut saya belajar menggunakan aplikasi Microsoft teams adalah solusi terbaik yang di gunakan agar tetap bisa belajar meskipun sedang pandemic.</p> <p><i>1. In my opinion learning to use the Microsoft Teams application is the best solution that is used so that you can still learn even though it's a pandemic.</i></p>
<p>2. Persiapan apa saja yang biasa anda siapkan sebelum belajar menggunakan aplikasi Microsoft Teams ?</p> <p><i>2. What preparations do you usually prepare before learning to use the Microsoft Teams application?</i></p>	<p>2. Menyiapkan kuota internet, handphone, dan juga buku catatan.</p> <p><i>2. Prepare internet quota, cellphone, and also a notebook.</i></p>
<p>3. Bagaimana proses pembelajaran Bahasa Inggris dengan menggunakan aplikasi Microsoft Teams?</p> <p><i>3. How is the process of learning English using the Microsoft Teams application?</i></p>	<p>3. Hampir sama dengan pembelajaran offline , yaitu guru memberikan dan menjelaskan materi kemudian siswa memperhatikan , yang membedakan hanya tempatn belajarnya saja.</p> <p><i>3. Almost the same as offline learning, where the teacher gives and explains the material then students pay attention, the only difference is the place to study.</i></p>
<p>4. Apa saja kelebihan yang anda dapatkan dalam menggunakan aplikasi Microsoft Teams?</p> <p><i>4. What are the advantages that you get in using the Microsoft Teams application?</i></p>	<p>4. Kelebihannya menurut saya yaitu ketika kita belajar kita tidak perlu lagi datang ke sekolah.</p> <p><i>4. The advantage in my opinion is that when we study we no longer need to come to school.</i></p>
<p>5. Apakah ada kendala yang anda jumpai selama belajar bahasa Inggris menggunakan aplikasi Microsoft Teams?</p> <p><i>5. Are there any obstacles that you encounter while learning English using the Microsoft Teams application?</i></p>	<p>5. Kendalanya hanya di jaringan yang kadang error.</p> <p><i>5. The problem is only on the network, which sometimes has errors.</i></p>

<p>6. Bagaimana cara anda mengatasi kesulitan belajar menggunakan aplikasi Microsoft Teams ?</p> <p>6. How do you overcome learning difficulties using the Microsoft Teams application?</p>	<p>6. Dengan cara mencari materi pembelajaran di media lain.</p> <p>6. By looking for learning materials in other media.</p>
<p>7. Apakah aplikasi Microsoft Teams berpengaruh terhadap penguasaan keterampilan anda seperti speaking, reading, writing and listening?</p> <p>7. Does the Microsoft Teams application affect your mastery of skills such as speaking, reading, writing and listening?</p>	<p>7. Sangat Berpengaruh , utamanya dalam skill listening karena dalam belajar Bahasa Inggris menggunakan aplikasi tersebut kita harus fokus mendengarkan , agar tidak salah dengar.</p> <p>7. Really Influential, especially in listening skills because in learning English using the application we have to focus on listening, so as not to hear wrongly.</p>
<p>8. Apakah dengan menggunakan Microsoft Teams dapat meningkatkan pemahaman anda dalam pembelajaran Bahasa Inggris?</p> <p>8. Can using Microsoft Teams improve your understanding of learning English?</p>	<p>8. Iya tetap meningkatkan pemahaman saya.</p> <p>8. It still improves my understanding</p>
<p>9. Prestasi apa saja yang biasa anda peroleh dalam bidang Bahasa Inggris?</p> <p>9. What achievements do you usually get in the field of English?</p>	<p>9. Belum ada.</p> <p>9. Not yet.</p>
<p>10. Bagaimana cara anda meningkatkan kemampuan belajar bahasa inggris?</p> <p>10. How do you improve your English learning skills?</p>	<p>10. Menghapal kosakata Bahasa Inggris sebanya-banyaknya.</p> <p>10. Memorizing English vocabulary as much as possible.</p>

Nama :Nurasizah

Kelas : XI IPS

QUESTION	ANSWER
<p>1. Bagaimana pendapat anda mengenai pembelajaran jarak jauh menggunakan aplikasi Microsoft Teams ? <i>1. What do you think about distance learning using the Microsoft Teams application?</i></p>	<p>1. Menurut saya aplikasi Microsoft Teams efektif digunakan untuk pembelajaran jarak jauh karena tersedia banyak fitur yang dapat membantu kita melaksanakan pembelajaran online. <i>1. I think the Microsoft Teams application is effective for distance learning because there are many features that can help us carry out online learning.</i></p>
<p>2. Persiapan apa saja yang biasa anda siapkan sebelum belajar menggunakan aplikasi Microsoft Teams ? <i>2. What preparations do you usually prepare before learning to use the Microsoft Teams application?</i></p>	<p>2. Berhubung pembelajaran kita beralih ke online jadi kita harus menyiapkan kuota handphone/ laptop. <i>2. Since our learning is moving online, we have to prepare a cellphone/laptop quota.</i></p>
<p>3. Bagaimana proses pembelajaran Bahasa Inggris dengan menggunakan aplikasi Microsoft Teams? <i>3. How is the process of learning English using the Microsoft Teams application?</i></p>	<p>3. Prosesnya yaitu guru membuka kelas terlebih dahulu kemudian memberikan materi setelah itu memberikan tugas. <i>3. The process is that the teacher opens the class first then gives the material after that gives the task.</i></p>
<p>4. Apa saja kelebihan yang anda dapatkan dalam menggunakan aplikasi Microsoft Teams? <i>4. What are the advantages that you get in using the Microsoft Teams application?</i></p>	<p>4. Kelebihannya yaitu kita tetap bisa belajar dirumah dengan aman. <i>4. The advantage is that we can still study at home safely.</i></p>
<p>5. Apakah ada kendala yang anda jumpai selama belajar bahasa Inggris menggunakan aplikasi Microsoft Teams? <i>5. Are there any obstacles that you encounter while learning English using the Microsoft Teams application?</i></p>	<p>5. Sejauh ini alhamdulillah baik. <i>5. So far, alhamdulillah good.</i></p>

<p>6. Bagaimana cara anda mengatasi kesulitan belajar menggunakan aplikasi Microsoft Teams ?</p> <p>6. How do you overcome learning difficulties using the Microsoft Teams application?</p>	<p>6. Membeli paket data yang jaringannya bagus supaya jaringannya tidak putus-putus saat belajar.</p> <p>6. Buy a data package with a good network so that the network does not break up while studying.</p>
<p>7. Apakah aplikasi Microsoft Teams berpengaruh terhadap penguasaan keterampilan anda seperti speaking, reading, writing and listening?</p> <p>7. Does the Microsoft Teams application affect your mastery of skills such as speaking, reading, writing and listening?</p>	<p>7. Berpengaruh</p> <p>Take effect</p>
<p>8. Apakah dengan menggunakan Microsoft Teams dapat meningkatkan pemahaman anda dalam pembelajaran Bahasa Inggris?</p> <p>8. Can using Microsoft Teams improve your understanding of learning English?</p>	<p>8. Iya tetap karena guru tetap memberikan materi pembelajaran dengan baik</p> <p>8. Yes, because the teacher continues to provide learning materials well.</p>
<p>9. Prestasi apa saja yang biasa anda peroleh dalam bidang Bahasa Inggris?</p> <p>9. What achievements do you usually get in the field of English?</p>	<p>9. Belum ada.</p> <p>9. Not yet.</p>
<p>10. Bagaimana cara anda meningkatkan kemampuan belajar bahasa inggris?</p> <p>10. How do you improve your English learning skills?</p>	<p>10. Dengan cara belajar di youtube, karena sekarang sudah banyak channel yang memberikan materi Bahasa Inggris dari dasar-dasarnya.</p> <p>10. By learning on YouTube, because now there are many channels that provide English material from the basics..</p>

Nama : Dhiva Ramadani

Kelas : XI IPS

QUESTION	ANSWER
<p>1. Bagaimana pendapat anda mengenai pembelajaran jarak jauh menggunakan aplikasi Microsoft Teams ?</p> <p>1. What do you think about distance learning using the Microsoft Teams application?</p>	<p>1. Menurut saya Aplikasi Microsoft Teams sangat membantu terlaksananya proses belajar mengajar di saat pandemic.</p> <p>1. In my opinion, the Microsoft Teams application is very helpful in carrying out the teaching and learning process during a pandemic.</p>
<p>2. Persiapan apa saja yang biasa anda siapkan sebelum belajar menggunakan aplikasi Microsoft Teams ?</p> <p>2. What preparations do you usually prepare before learning to use the Microsoft Teams application?</p>	<p>2. Mempersiapkan buku yang terkait mata pelajaran , Handphone, dan juga data untuk tersambung ke Internet.</p> <p>2. Prepare books related to subjects, cellphones, and also data to connect to the Internet.</p>
<p>3. Bagaimana proses pembelajaran Bahasa Inggris dengan menggunakan aplikasi Microsoft Teams?</p> <p>3. How is the process of learning English using the Microsoft Teams application?</p>	<p>3. Setelah guru membawakan materi biasanya kita di berikan tugas untuk dikerjakan kemudian di kumpulkan lewat Whatsapp.</p> <p>3. After the teacher brings the material, we are usually given assignments to work on then collected via Whatsapp.</p>
<p>4. Apa saja kelebihan yang anda dapatkan dalam menggunakan aplikasi Microsoft Teams?</p> <p>4. What are the advantages that you get in using the Microsoft Teams application?</p>	<p>4. Kelebihannya itu kita tetap bisa berinteraksi meskipun secara online.</p> <p>4. The advantage is that we can still interact even online.</p>
<p>5. Apakah ada kendala yang anda jumpai selama belajar bahasa Inggris menggunakan aplikasi Microsoft Teams?</p> <p>5. Are there any obstacles that you encounter while learning English using the Microsoft Teams application?</p>	<p>5. Kendalanya yaitu jaringan yang kurang mendukung jadi kadang tidak bisa fokus belajar.</p> <p>5. The problem is that the network is not very supportive, so sometimes you can't focus on studying.</p>
<p>6. Bagaimana cara anda mengatasi kesulitan belajar menggunakan aplikasi Microsoft Teams ?</p> <p>6. How do you overcome learning</p>	<p>6. Mencari tempat yang memiliki jaringan yang bagus.</p> <p>6. Look for a place that has a good network.</p>

<p><i>difficulties using the Microsoft Teams application?</i></p>	
<p>7. Apakah aplikasi Microsoft Teams berpengaruh terhadap penguasaan keterampilan anda seperti speaking, reading, writing and listening? 7. Does the Microsoft Teams application affect your mastery of skills such as speaking, reading, writing and listening?</p>	<p>7. Menurut saya sangat mempengaruhi keterampilan saya, saya cenderung kurang bersemangat dalam belajar. 7. I think it really affects my skills, I tend to be less enthusiastic about learning.</p>
<p>8. Apakah dengan menggunakan Microsoft Teams dapat meningkatkan pemahaman anda dalam pembelajaran Bahasa Inggris? 8. Can using Microsoft Teams improve your understanding of learning English?</p>	<p>8. Tetap ada peningkatan meskipun hanya sedikit karena kurangnya materi yang di berikan oleh guru. 8. There is still an increase even though it is only slightly due to the lack of material provided by the teacher.</p>
<p>9. Prestasi apa saja yang biasa anda peroleh dalam bidang Bahasa Inggris? 9. What achievements do you usually get in the field of English?</p>	<p>9. Belum ada kak. 9. There is no sis</p>
<p>10. Bagaimana cara anda meningkatkan kemampuan belajar bahasa inggris? 10. How do you improve your English learning skills?</p>	<p>10. Cara saya yaitu membiasakan diri untuk mengucapkan kosakata Bahasa Inggris yang saya miliki dalam kehidupan sehari-hari. 10. My way is to get used to saying the English vocabulary that I have in everyday life.</p>

Nama : Zulfitra

Kelas: XI IPS

QUESTION	ANSWER
<p>1. Bagaimana pendapat anda mengenai pembelajaran jarak jauh menggunakan aplikasi Microsoft Teams ?</p> <p><i>1. What do you think about distance learning using the Microsoft Teams application?</i></p>	<p>1. Mempermudah kita belajar meskipun dalam kondisi yang tidak memungkinkan.</p> <p><i>1. Make it easier for us to learn even in conditions that are not possible.</i></p>
<p>2. Persiapan apa saja yang biasa anda siapkan sebelum belajar menggunakan aplikasi Microsoft Teams ?</p> <p><i>2. What preparations do you usually prepare before learning to use the Microsoft Teams application?</i></p>	<p>2. Mempersiapkan diri terlebih dahulu kemudian perlengkapan yang di perlukan seperti handphone, paket data , dan alat tulis menulis.</p> <p><i>2. Prepare yourself first then the necessary equipment such as mobile phones, data packages, and writing utensils.</i></p>
<p>3. Bagaimana proses pembelajaran Bahasa Inggris dengan menggunakan aplikasi Microsoft Teams?</p> <p><i>3. How is the process of learning English using the Microsoft Teams application?</i></p>	<p>3. Guru membuka kelas kemudian memberikan materi , motivasi belajar , kemudian penutup.</p> <p><i>3. The teacher opens the class then gives the material, motivation to learn, then closes.</i></p>
<p>4. Apa saja kelebihan yang anda dapatkan dalam menggunakan aplikasi Microsoft Teams?</p> <p><i>4. What are the advantages that you get in using the Microsoft Teams application?</i></p>	<p>4. Karena rumah saya jauh dari sekolah jadi menurut saya Aplikasi Microsoft Teams memudahkan saya dalam belajar.</p> <p><i>4. Because my house is far from school, I think the Microsoft Teams application makes it easier for me to study.</i></p>
<p>5. Apakah ada kendala yang anda jumpai selama belajar bahasa Inggris menggunakan aplikasi Microsoft Teams?</p> <p><i>5. Are there any obstacles that you encounter while learning English using the Microsoft Teams application?</i></p>	<p>5. Ya tentu saja, kendalanya itu ketika guru memberikan materi terkadang jaringannya hilang atau tidak stabil jadi ada beberapa materi yang tidak dipahami.</p> <p><i>5. Yes of course, the problem is that when the teacher gives the material, sometimes the network is lost or unstable, so there are some materials that are not understood.</i></p>
<p>6. Bagaimana cara anda mengatasi</p>	<p>6. Bertanya ke guru atau teman yang</p>

<p>kesulitan belajar menggunakan aplikasi Microsoft Teams ?</p> <p>6. How do you overcome learning difficulties using the Microsoft Teams application?</p>	<p>sudah mengerti.</p> <p>6. Ask a teacher or friend who already understands.</p>
<p>7. Apakah aplikasi Microsoft Teams berpengaruh terhadap penguasaan keterampilan anda seperti speaking, reading, writing and listening?</p> <p>7. Does the Microsoft Teams application affect your mastery of skills such as speaking, reading, writing and listening?</p>	<p>7. Berpengaruh, karena kurangnya praktek jadi cukup berpengaruh negatif bagi saya karena minimnya materi yang bisa kita dapatkan.</p> <p>7. Influential, due to lack of practice, it has quite a negative effect for me because of the lack of material that we can get.</p>
<p>8. Apakah dengan menggunakan Microsoft Teams dapat meningkatkan pemahaman anda dalam pembelajaran Bahasa Inggris?</p> <p>8. Can using Microsoft Teams improve your understanding of learning English?</p>	<p>8. Tidak karena kadang tidak fokus dalam belajar.</p> <p>8. No because sometimes they don't focus on studying.</p>
<p>9. Prestasi apa saja yang biasa anda peroleh dalam bidang Bahasa Inggris?</p> <p>9. What achievements do you usually get in the field of English?</p>	<p>9. Belum ada kak.</p> <p>9. There's no sis.</p>
<p>10. Bagaimana cara anda meningkatkan kemampuan belajar bahasa inggris?</p> <p>10. How do you improve your English learning skills?</p>	<p>10. Mencatat poin poin penting yang disampaikan oleh guru kemudian memperluas wawasan lewat media lain.</p> <p>10. Take note of the important points conveyed by the teacher and then broaden their horizons through other media.</p>

Nama :Sugi

Kelas : XI IPS

QUESTION	ANSWER
<p>1. Bagaimana pendapat anda mengenai pembelajaran jarak jauh menggunakan aplikasi Microsoft Teams ? <i>1. What do you think about distance learning using the Microsoft Teams application?</i></p>	<p>1. Sangat membantu siswa dalam belajar. <i>1. Very helpful for students in learning.</i></p>
<p>2. Persiapan apa saja yang biasa anda siapkan sebelum belajar menggunakan aplikasi Microsoft Teams ? <i>2. What preparations do you usually prepare before learning to use the Microsoft Teams application?</i></p>	<p>2. Handphone, buku catatan dan pulpen untuk menulis. <i>2. Cellphones, notebooks and pens for writing.</i></p>
<p>3. Bagaimana proses pembelajaran Bahasa Inggris dengan menggunakan aplikasi Microsoft Teams? <i>3. How is the process of learning English using the Microsoft Teams application?</i></p>	<p>3. Setelah guru mengajar , biasanya memberikan tugas kemudian dikumpulkan lewat whatsapp. <i>3. After the teacher teaches, usually gives assignments and then they are collected via WhatsApp.</i></p>
<p>4. Apa saja kelebihan yang anda dapatkan dalam menggunakan aplikasi Microsoft Teams? <i>4. What are the advantages that you get in using the Microsoft Teams application?</i></p>	<p>4. Kelebihannya bisa belajar dimana saja , dan kapan saja. <i>4. The advantage is that you can learn anywhere, anytime.</i></p>
<p>5. Apakah ada kendala yang anda jumpai selama belajar bahasa Inggris menggunakan aplikasi Microsoft Teams? <i>5. Are there any obstacles that you encounter while learning English using the Microsoft Teams application?</i></p>	<p>5. Tidak ada <i>5. None</i></p>
<p>6. Bagaimana cara anda mengatasi kesulitan belajar menggunakan aplikasi Microsoft Teams ? <i>6. How do you overcome learning</i></p>	<p>6. Dengan cara bertanya ke guru atau belajar lewat internet. <i>6. By asking the teacher or studying via the internet.</i></p>

<i>difficulties using the Microsoft Teams application?</i>	
7. Apakah aplikasi Microsoft Teams berpengaruh terhadap penguasaan keterampilan anda seperti speaking, reading, writing and listening? 7. Does the Microsoft Teams application affect your mastery of skills such as speaking, reading, writing and listening?	7.Cukup berpengaruh. 7. Quite influential.
8. Apakah dengan menggunakan Microsoft Teams dapat meningkatkan pemahaman anda dalam pembelajaran Bahasa Inggris? 8. Can using Microsoft Teams improve your understanding of learning English?	8.Iya meningkatkan. 8.Yes improve
9. Prestasi apa saja yang biasa anda peroleh dalam bidang Bahasa Inggris? 9. What achievements do you usually get in the field of English?	9.Belum ada 9.Nothing yet
10. Bagaimana cara anda meningkatkan kemampuan belajar bahasa inggris? 10. How do you improve your English learning skills?	10.Mempelajari kembali materi yang sudah di sampaikan oleh guru. 10. Re-study the material that has been conveyed by the teacher.

Nama : Yuli Sartika

Kelas : XI IPS

QUESTION	ANSWER
<p>1. Bagaimana pendapat anda mengenai pembelajaran jarak jauh menggunakan aplikasi Microsoft Teams ? <i>1. What do you think about distance learning using the Microsoft Teams application?</i></p>	<p>1. Adanya Aplikasi Microsoft Teams sangat membantu siswa dalam proses belajar mengajar , menurut saya Microsoft Teams adalah alternatif yang baik untuk digunakan belajar karena masih bisa tatap muka meskipun virtual. <i>1. The Microsoft Teams application is very helpful for students in the teaching and learning process, I think Microsoft Teams is a good alternative for learning because it can still be face-to-face even though it is virtual.</i></p>
<p>2. Persiapan apa saja yang biasa anda siapkan sebelum belajar menggunakan aplikasi Microsoft Teams ? <i>2. What preparations do you usually prepare before learning to use the Microsoft Teams application?</i></p>	<p>2. Handphone, Paket data, dan alat tulis menulis. <i>2. Mobile phones, data packages, and writing instruments.</i></p>
<p>3. Bagaimana proses pembelajaran Bahasa Inggris dengan menggunakan aplikasi Microsoft Teams? <i>3. How is the process of learning English using the Microsoft Teams application?</i></p>	<p>3. Masuk ke Aplikasi Microsoft Teams kemudian memperhatikan guru menjelaskan materi pembelajaran. <i>3. Enter the Microsoft Teams application and then pay attention to the teacher explaining the learning material.</i></p>
<p>4. Apa saja kelebihan yang anda dapatkan dalam menggunakan aplikasi Microsoft Teams? <i>4. What are the advantages that you get in using the Microsoft Teams application?</i></p>	<p>4. Kita bisa memanfaatkan fitur videonya jadi kita tidak perlu menghabiskan waktu untuk pergi ke sekolah, dirumahpun bisa tetap belajar. <i>4. We can take advantage of the video feature so we don't have to spend time going to school, we can still study at home.</i></p>

<p>5. Apakah ada kendala yang anda jumpai selama belajar bahasa Inggris menggunakan aplikasi Microsoft Teams? 5. Are there any obstacles that you encounter while learning English using the Microsoft Teams application?</p>	<p>5. Dalam belajar melalui aplikasi Microsoft Teams kita harus memiliki jaringan yang bagus karena jika tidak maka akan kesulitan mendengarkan materi yang disampaikan oleh guru. 5. In learning through the Microsoft Teams application, we must have a good network because otherwise it will be difficult to listen to the material presented by the teacher.</p>
<p>6. Bagaimana cara anda mengatasi kesulitan belajar menggunakan aplikasi Microsoft Teams ? 6. How do you overcome learning difficulties using the Microsoft Teams application?</p>	<p>6. Dengan cara mencari tempat yang mempunyai jaringan yang stabil. 6. By looking for a place that has a stable network.</p>
<p>7. Apakah aplikasi Microsoft Teams berpengaruh terhadap penguasaan keterampilan anda seperti speaking, reading, writing and listening? 7. Does the Microsoft Teams application affect your mastery of skills such as speaking, reading, writing and listening?</p>	<p>7. Berpengaruh, kalau kita mendapatkan jaringan yang bagus maka akan berpengaruh baik terhadap pengetahuan kita, begitupun sebaliknya. 7. Influential, if we get a good network it will have a good effect on our knowledge, and vice versa.</p>
<p>8. Apakah dengan menggunakan Microsoft Teams dapat meningkatkan pemahaman anda dalam pembelajaran Bahasa Inggris? 8. Can using Microsoft Teams improve your understanding of learning English?</p>	<p>8. Iya bisa, karena guru kami menyampaikan materi dengan sangat baik hanya saja waktunya kurang. 8. Yes, we can, because our teacher conveys the material very well, it's just that there is not enough time.</p>
<p>9. Prestasi apa saja yang biasa anda peroleh dalam bidang Bahasa Inggris? 9. What achievements do you usually get in the field of English?</p>	<p>9. Masih di usahakan . 9. Still working on it.</p>
<p>10. Bagaimana cara anda meningkatkan kemampuan belajar bahasa inggris? 10. How do you improve your English</p>	<p>10. Belajar dengan giat. 10. Study hard</p>

<i>learning skills?</i>	
-------------------------	--



Nama : Aldi Alam Saputra

Kelas : XI IPS

QUESTION	ANSWER
<p>1. Bagaimana pendapat anda mengenai pembelajaran jarak jauh menggunakan aplikasi Microsoft Teams ?</p> <p>1. What do you think about distance learning using the Microsoft Teams application?</p>	<p>1. Bagus karena mudah untuk digunakan.</p> <p>1. Good because it is easy to use.</p>
<p>2. Persiapan apa saja yang biasa anda siapkan sebelum belajar menggunakan aplikasi Microsoft Teams ?</p> <p>2. What preparations do you usually prepare before learning to use the Microsoft Teams application?</p>	<p>2. Laptop, buku, pulpen.</p> <p>2. Laptop, books, pen.</p>
<p>3. Bagaimana proses pembelajaran Bahasa Inggris dengan menggunakan aplikasi Microsoft Teams?</p> <p>3. How is the process of learning English using the Microsoft Teams application?</p>	<p>3. Guru dan siswa masuk ke aplikasi Microsoft Teams kemudian absen setelah itu mulai belajar.</p> <p>3. Teachers and students sign in to the Microsoft Teams application and then absent after that they start studying.</p>
<p>4. Apa saja kelebihan yang anda dapatkan dalam menggunakan aplikasi Microsoft Teams?</p> <p>4. What are the advantages that you get in using the Microsoft Teams application?</p>	<p>4. Dapat digunakan dengan mudah, simple, dan praktis.</p> <p>4. Can be used easily, simple, and practical.</p>
<p>5. Apakah ada kendala yang anda jumpai selama belajar bahasa Inggris menggunakan aplikasi Microsoft Teams?</p> <p>5. Are there any obstacles that you encounter while learning English using the Microsoft Teams application?</p>	<p>5. Harus memiliki jaringan yang bagus.</p> <p>5. Must have a good network.</p>
<p>6. Bagaimana cara anda mengatasi kesulitan belajar menggunakan aplikasi Microsoft Teams ?</p> <p>6. How do you overcome learning difficulties using the Microsoft Teams</p>	<p>6. Membeli paket data yang bagus jaringannya.</p> <p>6. Buy a data package with a good network.</p>

<i>application?</i>	
<p>7. Apakah aplikasi Microsoft Teams berpengaruh terhadap penguasaan keterampilan anda seperti speaking, reading, writing and listening? 7. Does the Microsoft Teams application affect your mastery of skills such as speaking, reading, writing and listening?</p>	<p>7. Berpengaruh kak. 7. Influential.</p>
<p>8. Apakah dengan menggunakan Microsoft Teams dapat meningkatkan pemahaman anda dalam pembelajaran Bahasa Inggris? 8. Can using Microsoft Teams improve your understanding of learning English?</p>	<p>8. Iya dapat meningkatkan sedikit pengetahuan saya 8. It can improve my knowledge a little</p>
<p>9. Prestasi apa saja yang biasa anda peroleh dalam bidang Bahasa Inggris? 9. What achievements do you usually get in the field of English?</p>	<p>9. Belum ada 9. Nothing yet</p>
<p>10. Bagaimana cara anda meningkatkan kemampuan belajar bahasa inggris? 10. How do you improve your English learning skills?</p>	<p>10. Menurut saya belajar di sekolah tidak cukup untuk memperluas wawasan saya jadi perlu belajar lewat media sosial. 10. I think studying at school is not enough to broaden my horizons, so I need to learn through social media.</p>

Nama : Ahmad Utsman

Kelas : XI IPS

QUESTION	ANSWER
<p>1. Bagaimana pendapat anda mengenai pembelajaran jarak jauh menggunakan aplikasi Microsoft Teams ?</p> <p>1. What do you think about distance learning using the Microsoft Teams application?</p>	<p>1. Bagus karena mudah untuk di gunakan , akan tetapi menguras banyak kuota.</p> <p>1. Good because it is easy to use, but it drains a lot of quota.</p>
<p>2. Persiapan apa saja yang biasa anda siapkan sebelum belajar menggunakan aplikasi Microsoft Teams ?</p> <p>2. What preparations do you usually prepare before learning to use the Microsoft Teams application?</p>	<p>2. Kuota internet, dan alat tulis menulis.</p> <p>2. Internet quota, and stationery.</p>
<p>3. Bagaimana proses pembelajaran Bahasa Inggris dengan menggunakan aplikasi Microsoft Teams?</p> <p>3. How is the process of learning English using the Microsoft Teams application?</p>	<p>3. Guru memberikan materi kemudian memberikan tugas dengan waktu yang di tentukan.</p> <p>3. The teacher gives the material then gives the task with the specified time.</p>
<p>4. Apa saja kelebihan yang anda dapatkan dalam menggunakan aplikasi Microsoft Teams?</p> <p>4. What are the advantages that you get in using the Microsoft Teams application?</p>	<p>4. Kelebihannya karena kita bisa terhubung langsung dengan microsoft word.</p> <p>4. The advantage is that we can connect directly with Microsoft Word.</p>
<p>5. Apakah ada kendala yang anda jumpai selama belajar bahasa Inggris menggunakan aplikasi Microsoft Teams?</p> <p>5. Are there any obstacles that you encounter while learning English using the Microsoft Teams application?</p>	<p>5. Butuh banyak kuota.</p> <p>5. Need a lot of quota.</p>
<p>6. Bagaimana cara anda mengatasi kesulitan belajar menggunakan aplikasi Microsoft Teams ?</p> <p>6. How do you overcome learning difficulties using the Microsoft Teams application?</p>	<p>6. Mencari tempat yang jaringannya bagus.</p> <p>6. Looking for a place with a good network.</p>

<p>7. Apakah aplikasi Microsoft Teams berpengaruh terhadap penguasaan keterampilan anda seperti speaking, reading, writing and listening? 7. Does the Microsoft Teams application affect your mastery of skills such as speaking, reading, writing and listening?</p>	<p>7. Iya sedikit mempengaruhi keterampilan saya. 7. It slightly affects my skills.</p>
<p>8. Apakah dengan menggunakan Microsoft Teams dapat meningkatkan pemahaman anda dalam pembelajaran Bahasa Inggris? 8. Can using Microsoft Teams improve your understanding of learning English?</p>	<p>8. Sedikit meningkatkan. 8. Slightly improve.</p>
<p>9. Prestasi apa saja yang biasa anda peroleh dalam bidang Bahasa Inggris? 9. What achievements do you usually get in the field of English?</p>	<p>9. Belum ada 9. Nothing yet</p>
<p>10. Bagaimana cara anda meningkatkan kemampuan belajar bahasa inggris? 10. How do you improve your English learning skills?</p>	<p>10. Meluangkan waktu untuk menghafal kosakata baru. 10. Take time to memorize new vocabulary.</p>

Nama : Restu

Kelas : XI IPS

QUESTION	ANSWER
<p>1. Bagaimana pendapat anda mengenai pembelajaran jarak jauh menggunakan aplikasi Microsoft Teams ? 1. What do you think about distance learning using the Microsoft Teams application?</p>	<p>1. Menurut saya bagus kak karena lebih efisien. 1. I think it's good because it's more efficient.</p>
<p>2. Persiapan apa saja yang biasa anda siapkan sebelum belajar menggunakan aplikasi Microsoft Teams ? 2. What preparations do you usually prepare before learning to use the Microsoft Teams application?</p>	<p>2. Mempersiapkan diri , memastikan jaringan bagus , dan siapkan buku catatan. 2. Prepare yourself, make sure the network is good, and prepare a notebook.</p>
<p>3. Bagaimana proses pembelajaran Bahasa Inggris dengan menggunakan aplikasi Microsoft Teams? 3. How is the process of learning English using the Microsoft Teams application?</p>	<p>3. Berjalan dengan baik. 3. Going well</p>
<p>4. Apa saja kelebihan yang anda dapatkan dalam menggunakan aplikasi Microsoft Teams? 4. What are the advantages that you get in using the Microsoft Teams application?</p>	<p>4. Lebih mudah untuk belajar. 4. Easier to learn.</p>
<p>5. Apakah ada kendala yang anda jumpai selama belajar bahasa Inggris menggunakan aplikasi Microsoft Teams? 5. Are there any obstacles that you encounter while learning English using the Microsoft Teams application?</p>	<p>5. Jaringan yang kurang memadai. 5. Inadequate network</p>
<p>6. Bagaimana cara anda mengatasi kesulitan belajar menggunakan aplikasi Microsoft Teams ? 6. How do you overcome learning difficulties using the Microsoft Teams application?</p>	<p>6. Mencari jaringan yang bagus. 6. Looking for a good network.</p>

<p>7. Apakah aplikasi Microsoft Teams berpengaruh terhadap penguasaan keterampilan anda seperti speaking, reading, writing and listening? 7. Does the Microsoft Teams application affect your mastery of skills such as speaking, reading, writing and listening?</p>	<p>7.Sama saja dengan pembelajaran offline. 7. It's the same with offline learning.</p>
<p>8. Apakah dengan menggunakan Microsoft Teams dapat meningkatkan pemahaman anda dalam pembelajaran Bahasa Inggris? 8. Can using Microsoft Teams improve your understanding of learning English?</p>	<p>8.Iya meningkatkan. 8.Yes improve</p>
<p>9. Prestasi apa saja yang biasa anda peroleh dalam bidang Bahasa Inggris? 9. What achievements do you usually get in the field of English?</p>	<p>9.Belum ada. 9. Not yet.</p>
<p>10. Bagaimana cara anda meningkatkan kemampuan belajar bahasa inggris? 10. How do you improve your English learning skills?</p>	<p>10.Bertanya ke guru atau teman jika ada materi yang kurang di mengerti. 10. Ask the teacher or friends if there is material that is not understood.</p>

Nama : Hardiyani Yusuf

Kelas : XI IPS

QUESTION	ANSWER
<p>1. Bagaimana pendapat anda mengenai pembelajaran jarak jauh menggunakan aplikasi Microsoft Teams ? 1. What do you think about distance learning using the Microsoft Teams application?</p>	<p>1. Menurut saya kurang bagus karena menguras banyak kuota. 1. In my opinion it is not good because it drains a lot of quota.</p>
<p>2. Persiapan apa saja yang biasa anda siapkan sebelum belajar menggunakan aplikasi Microsoft Teams ? 2. What preparations do you usually prepare before learning to use the Microsoft Teams application?</p>	<p>2. Handphone, buku, pulpen. 2. Cellphones, books, pens.</p>
<p>3. Bagaimana proses pembelajaran Bahasa Inggris dengan menggunakan aplikasi Microsoft Teams? 3. How is the process of learning English using the Microsoft Teams application?</p>	<p>3. Berjalan dengan lancar dan baik. 3. Runs smoothly and well.</p>
<p>4. Apa saja kelebihan yang anda dapatkan dalam menggunakan aplikasi Microsoft Teams? 4. What are the advantages that you get in using the Microsoft Teams application?</p>	<p>4. Mudah untuk di gunakan. 4. Easy to use.</p>
<p>5. Apakah ada kendala yang anda jumpai selama belajar bahasa Inggris menggunakan aplikasi Microsoft Teams? 5. Are there any obstacles that you encounter while learning English using the Microsoft Teams application?</p>	<p>5. Terkendala jaringan. 5. Network problems</p>
<p>6. Bagaimana cara anda mengatasi kesulitan belajar menggunakan aplikasi Microsoft Teams ? 6. How do you overcome learning difficulties using the Microsoft Teams application?</p>	<p>6. Mencari jaringan yang bagus. 6. Looking for a good network.</p>

<p>7. Apakah aplikasi Microsoft Teams berpengaruh terhadap penguasaan keterampilan anda seperti speaking, reading, writing and listening? 7. Does the Microsoft Teams application affect your mastery of skills such as speaking, reading, writing and listening?</p>	<p>7.Cukup berpengaruh. 7. Quite influential.</p>
<p>8. Apakah dengan menggunakan Microsoft Teams dapat meningkatkan pemahaman anda dalam pembelajaran Bahasa Inggris? 8. Can using Microsoft Teams improve your understanding of learning English?</p>	<p>8.Iye, dapat meningkatkan. 8.Yes, can improve.</p>
<p>9. Prestasi apa saja yang biasa anda peroleh dalam bidang Bahasa Inggris? 9. What achievements do you usually get in the field of English?</p>	<p>9.Belum ada. 9. Not yet.</p>
<p>10. Bagaimana cara anda meningkatkan kemampuan belajar bahasa inggris? 10. How do you improve your English learning skills?</p>	<p>10.Belajar tambahan seperti kursus. 10. Additional learning such as courses.</p>

Nama : Amanda

Kelas : XI IPS

QUESTION	ANSWER
<p>1. Bagaimana pendapat anda mengenai pembelajaran jarak jauh menggunakan aplikasi Microsoft Teams ?</p> <p><i>1. What do you think about distance learning using the Microsoft Teams application?</i></p>	<p>1. Bagus, karena dengan adanya Microsoft Teams saya bisa lebih santai dalam mengerjakan tugas.</p> <p><i>1. Good, because with Microsoft Teams, I can be more relaxed in doing my assignments.</i></p>
<p>2. Persiapan apa saja yang biasa anda siapkan sebelum belajar menggunakan aplikasi Microsoft Teams ?</p> <p><i>2. What preparations do you usually prepare before learning to use the Microsoft Teams application?</i></p>	<p>2. Seragam sekolah , Handphone , kuota Internet.</p> <p><i>2. School uniform, cellphone, internet quota.</i></p>
<p>3. Bagaimana proses pembelajaran Bahasa Inggris dengan menggunakan aplikasi Microsoft Teams?</p> <p><i>3. How is the process of learning English using the Microsoft Teams application?</i></p>	<p>3. Setelah guru memberikan materi biasanya guru memberikan tugas , kemudian di foto dan dikirimkan melalui aplikasi Whatsapp.</p> <p><i>3. After the teacher gives the material, the teacher usually gives assignments, then they are photographed and sent via the Whatsapp application.</i></p>
<p>4. Apa saja kelebihan yang anda dapatkan dalam menggunakan aplikasi Microsoft Teams?</p> <p><i>4. What are the advantages that you get in using the Microsoft Teams application?</i></p>	<p>4. Mempermudah kita dalam belajar.</p> <p><i>4. Make it easier for us to learn.</i></p>
<p>5. Apakah ada kendala yang anda jumpai selama belajar bahasa Inggris menggunakan aplikasi Microsoft Teams?</p> <p><i>5. Are there any obstacles that you encounter while learning English using the Microsoft Teams application?</i></p>	<p>5. Tidak ada.</p> <p><i>5. None</i></p>
<p>6. Bagaimana cara anda mengatasi kesulitan belajar menggunakan aplikasi</p>	<p>6. Belum ada kesulitan.</p> <p><i>6. There have been no difficulties.</i></p>

<p>Microsoft Teams ?</p> <p>6. How do you overcome learning difficulties using the Microsoft Teams application?</p>	
<p>7. Apakah aplikasi Microsoft Teams berpengaruh terhadap penguasaan keterampilan anda seperti speaking, reading, writing and listening?</p> <p>7. Does the Microsoft Teams application affect your mastery of skills such as speaking, reading, writing and listening?</p>	<p>7.Iya berpengaruh utamanya dalam skill listening and reading.</p> <p>7. It has a major effect on listening and reading skills.</p>
<p>8. Apakah dengan menggunakan Microsoft Teams dapat meningkatkan pemahaman anda dalam pembelajaran Bahasa Inggris?</p> <p>8. Can using Microsoft Teams improve your understanding of learning English?</p>	<p>8.Iya dapat meningkatkan pemahaman saya tergantung guru yang mengajar dengan metode yang di gunakan.</p> <p>8. Yes, it can improve my understanding depending on the teacher who teaches with the method used.</p>
<p>9. Prestasi apa saja yang biasa anda peroleh dalam bidang Bahasa Inggris?</p> <p>9. What achievements do you usually get in the field of English?</p>	<p>9.Belum ada</p> <p>9.Nothing yet</p>
<p>10. Bagaimana cara anda meningkatkan kemampuan belajar bahasa inggris?</p> <p>10. How do you improve your English learning skills?</p>	<p>10.Menggunakan kosakata yang dimiliki dalam kehidupan sehari-hari.</p> <p>10.Using vocabulary in everyday life.</p>

Nama : Syarif Hidayatullah

Kelas : XI MIPA 1

QUESTION	ANSWER
<p>1. Bagaimana pendapat anda mengenai pembelajaran jarak jauh menggunakan aplikasi Microsoft Teams ?</p> <p>1. What do you think about distance learning using the Microsoft Teams application?</p>	<p>1. Kurang efektif karena banyak siswa yang kesulitan untuk mencari jaringan yang bagus.</p> <p>1. Less effective because many students find it difficult to find a good network.</p>
<p>2. Persiapan apa saja yang biasa anda siapkan sebelum belajar menggunakan aplikasi Microsoft Teams ?</p> <p>2. What preparations do you usually prepare before learning to use the Microsoft Teams application?</p>	<p>2. Handphone, kuota internet.</p> <p>2. Handphone, internet quota.</p>
<p>3. Bagaimana proses pembelajaran Bahasa Inggris dengan menggunakan aplikasi Microsoft Teams?</p> <p>3. How is the process of learning English using the Microsoft Teams application?</p>	<p>3. Guru memberikan materi , kemudian siswa mendengarkan setelah itu mengerjakan tugas yang diberikan oleh guru.</p> <p>3. The teacher gives the material, then the students listen after that they do the task given by the teacher.</p>
<p>4. Apa saja kelebihan yang anda dapatkan dalam menggunakan aplikasi Microsoft Teams?</p> <p>4. What are the advantages that you get in using the Microsoft Teams application?</p>	<p>4. Memudahkan kita dalam belajar karena bisa dimana saja.</p> <p>4. Make it easier for us to learn because it can be anywhere.</p>
<p>5. Apakah ada kendala yang anda jumpai selama belajar bahasa Inggris menggunakan aplikasi Microsoft Teams?</p> <p>5. Are there any obstacles that you encounter while learning English using the Microsoft Teams application?</p>	<p>5. Terkendala jaringan sehingga ada beberapa materi yang terlewatkan.</p> <p>5. Network constraints so that some material is missed.</p>
<p>6. Bagaimana cara anda mengatasi kesulitan belajar menggunakan aplikasi Microsoft Teams ?</p> <p>6. How do you overcome learning</p>	<p>6. Cara saya jika ketinggalan materi pada saat pembelajaran di mulai , saya bertanya kepada guru mengenai hal yang kurang saya pahami.</p>

<p><i>difficulties using the Microsoft Teams application?</i></p>	<p><i>6. My way, if I miss the material when the lesson starts, I ask the teacher about things that I don't understand.</i></p>
<p>7. Apakah aplikasi Microsoft Teams berpengaruh terhadap penguasaan keterampilan anda seperti speaking, reading, writing and listening? <i>7. Does the Microsoft Teams application affect your mastery of skills such as speaking, reading, writing and listening?</i></p>	<p>7. Iya berpengaruh , karena kalau jaringan hilang kita tidak bisa belajar secara maksimal. <i>7. Yes, it has an effect, because if the network is lost, we cannot learn optimally.</i></p>
<p>8. Apakah dengan menggunakan Microsoft Teams dapat meningkatkan pemahaman anda dalam pembelajaran Bahasa Inggris? <i>8. Can using Microsoft Teams improve your understanding of learning English?</i></p>	<p>8.Tetap meningkatkan tapi kurang maksimal , kalau saya pribadi lebih senang belajar offline. <i>8. Keep improving but less than optimal, personally I prefer to study offline.</i></p>
<p>9. Prestasi apa saja yang biasa anda peroleh dalam bidang Bahasa Inggris? <i>9. What achievements do you usually get in the field of English?</i></p>	<p>9.Pernah ikut cerdas cermat mewakili sekolah. <i>9. Never participated in representing the school carefully.</i></p>
<p>10. Bagaimana cara anda meningkatkan kemampuan belajar bahasa inggris? <i>10. How do you improve your English learning skills?</i></p>	<p>10.Bertanya ke guru atau teman , kemudian melihat di youtube. <i>10. Ask a teacher or friend, then look on youtube.</i></p>

Nama : Syarif Hidayatullah

Kelas : XI MIPA 1

QUESTION	ANSWER
<p>1. Bagaimana pendapat anda mengenai pembelajaran jarak jauh menggunakan aplikasi Microsoft Teams ?</p> <p>1. What do you think about distance learning using the Microsoft Teams application?</p>	<p>1. Kurang efektif untuk saya</p> <p>1. It is less effective for me</p>
<p>2. Persiapan apa saja yang biasa anda siapkan sebelum belajar menggunakan aplikasi Microsoft Teams ?</p> <p>2. What preparations do you usually prepare before learning to use the Microsoft Teams application?</p>	<p>2. Laptop dan jaringan yang bagus.</p> <p>2. Laptop and good network.</p>
<p>3. Bagaimana proses pembelajaran Bahasa Inggris dengan menggunakan aplikasi Microsoft Teams?</p> <p>3. How is the process of learning English using the Microsoft Teams application?</p>	<p>3. Proses Pembelajaran berlangsung Kurang bagus karena jaringannya yang tidak stabil.</p> <p>3. Learning process is not good because the network is not stable.</p>
<p>4. Apa saja kelebihan yang anda dapatkan dalam menggunakan aplikasi Microsoft Teams?</p> <p>4. What are the advantages that you get in using the Microsoft Teams application?</p>	<p>4. Kelebihannya bisa belajar di rumah tanpa harus ke sekolah.</p> <p>4. The advantage is that you can study at home without having to go to school.</p>
<p>5. Apakah ada kendala yang anda jumpai selama belajar bahasa Inggris menggunakan aplikasi Microsoft Teams?</p> <p>5. Are there any obstacles that you encounter while learning English using the Microsoft Teams application?</p>	<p>5. Susah mendapat jaringan yang memadai.</p> <p>5. Difficult to get an adequate network.</p>
<p>6. Bagaimana cara anda mengatasi kesulitan belajar menggunakan aplikasi Microsoft Teams ?</p> <p>6. How do you overcome learning difficulties using the Microsoft Teams application?</p>	<p>6. Membeli paket data yang jaringannya stabil.</p> <p>6. Buy a data package whose network is stable.</p>

<p>7. Apakah aplikasi Microsoft Teams berpengaruh terhadap penguasaan keterampilan anda seperti speaking, reading, writing and listening? <i>7. Does the Microsoft Teams application affect your mastery of skills such as speaking, reading, writing and listening?</i></p>	<p>7. Berpengaruh. <i>7. Influential</i></p>
<p>8. Apakah dengan menggunakan Microsoft Teams dapat meningkatkan pemahaman anda dalam pembelajaran Bahasa Inggris? <i>8. Can using Microsoft Teams improve your understanding of learning English?</i></p>	<p>8. Sedikit meningkatkan. <i>8. Slightly improve.</i></p>
<p>9. Prestasi apa saja yang biasa anda peroleh dalam bidang Bahasa Inggris? <i>9. What achievements do you usually get in the field of English?</i></p>	<p>9. Belum ada <i>9. Nothing yet</i></p>
<p>10. Bagaimana cara anda meningkatkan kemampuan belajar bahasa Inggris? <i>10. How do you improve your English learning skills?</i></p>	<p>10. Kadang-kadang menonton Film dengan subtitle Bahasa Inggris, kemudian melafalkannya. <i>10. Sometimes watch movies with English subtitles, then recite them.</i></p>

Nama : Natasya Putri

Kelas : XI MIPA 1

QUESTION	ANSWER
<p>1. Bagaimana pendapat anda mengenai pembelajaran jarak jauh menggunakan aplikasi Microsoft Teams ? <i>1. What do you think about distance learning using the Microsoft Teams application?</i></p>	<p>1. Menurut saya kurang efektif karena ekonomi siswa beda-beda , tidak semua siswa bisa mempunyai hp yang canggih yang bisa digunakan untuk belajar melalui aplikasi Microsoft Teams. <i>1. In my opinion, it is less effective because students' economics are different, not all students can have sophisticated cellphones that can be used to study through the Microsoft Teams application.</i></p>
<p>2. Persiapan apa saja yang biasa anda siapkan sebelum belajar menggunakan aplikasi Microsoft Teams ? <i>2. What preparations do you usually prepare before learning to use the Microsoft Teams application?</i></p>	<p>2. Buku catatan dan pulpen , handphone juga. <i>2. Notebooks and pens, cellphones too.</i></p>
<p>3. Bagaimana proses pembelajaran Bahasa Inggris dengan menggunakan aplikasi Microsoft Teams? <i>3. How is the process of learning English using the Microsoft Teams application?</i></p>	<p>3. Baik , tergantung jaringan. <i>3. Well, depending on the network.</i></p>
<p>4. Apa saja kelebihan yang anda dapatkan dalam menggunakan aplikasi Microsoft Teams? <i>4. What are the advantages that you get in using the Microsoft Teams application?</i></p>	<p>4. Kelebihannya yaitu kita bisa belajar dengan santai dirumah. <i>4. The advantage is that we can study at home.</i></p>
<p>5. Apakah ada kendala yang anda jumpai selama belajar bahasa Inggris menggunakan aplikasi Microsoft Teams? <i>5. Are there any obstacles that you encounter while learning English using the Microsoft Teams application?</i></p>	<p>5. Jaringan saya kadang bagus kadang tidak. <i>5. My network is sometimes good sometimes not.</i></p>

<p>6. Bagaimana cara anda mengatasi kesulitan belajar menggunakan aplikasi Microsoft Teams ?</p> <p>6. How do you overcome learning difficulties using the Microsoft Teams application?</p>	<p>6. Mencari hotspot dengan teman atau keluarga terdekat apabila jaringannya tidak bagus.</p> <p>6. Search for a hotspot with friends or family if the network is not good.</p>
<p>7. Apakah aplikasi Microsoft Teams berpengaruh terhadap penguasaan keterampilan anda seperti speaking, reading, writing and listening? 7. Does the Microsoft Teams application affect your mastery of skills such as speaking, reading, writing and listening?</p>	<p>7. Cukup berpengaruh, tapi saya pribadi lebih suka offline karena dijelaskan langsung oleh guru tanpa terkendala jaringan.</p> <p>7. Quite Influential, but I personally prefer offline because it is explained directly by the teacher without being constrained by the network.</p>
<p>8. Apakah dengan menggunakan Microsoft Teams dapat meningkatkan pemahaman anda dalam pembelajaran Bahasa Inggris? 8. Can using Microsoft Teams improve your understanding of learning English?</p>	<p>8. Iya dapat meningkatkan.</p> <p>8. It can improve.</p>
<p>9. Prestasi apa saja yang biasa anda peroleh dalam bidang Bahasa Inggris? 9. What achievements do you usually get in the field of English?</p>	<p>9. Belum ada , mungkin nanti.</p> <p>9. Not yet, maybe later.</p>
<p>10. Bagaimana cara anda meningkatkan kemampuan belajar bahasa inggris? 10. How do you improve your English learning skills?</p>	<p>10. Mendengarkan musik barat.</p> <p>10. Listening to western music.</p>

Nama :Aris

Kelas : XI MIPA 1

QUESTION	ANSWER
<p>1. Bagaimana pendapat anda mengenai pembelajaran jarak jauh menggunakan aplikasi Microsoft Teams ?</p> <p>1. What do you think about distance learning using the Microsoft Teams application?</p>	<p>1. Menurut saya ini adalah salah satu pilihan yang baik untuk pengganti tatap muka.</p> <p>1. In my opinion this is one good choice for face-to-face replacement.</p>
<p>2. Persiapan apa saja yang biasa anda siapkan sebelum belajar menggunakan aplikasi Microsoft Teams ?</p> <p>2. What preparations do you usually prepare before learning to use the Microsoft Teams application?</p>	<p>2. Saya mempersiapkan Handphone, kuota , kamus dan buku catatan.</p> <p>2. I prepared Handphone, quota, dictionary and notebook.</p>
<p>3. Bagaimana proses pembelajaran Bahasa Inggris dengan menggunakan aplikasi Microsoft Teams?</p> <p>3. How is the process of learning English using the Microsoft Teams application?</p>	<p>3. Proses pembelajaran berjalan dengan baik.</p> <p>3. The learning process is going well</p>
<p>4. Apa saja kelebihan yang anda dapatkan dalam menggunakan aplikasi Microsoft Teams?</p> <p>4. What are the advantages that you get in using the Microsoft Teams application?</p>	<p>4. Kelebihannya yaitu kita bisa berinteraksi secara online , tentunya lebih simple dan mudah untuk di gunakan.</p> <p>4. The advantage is that we can interact online, of course it is more simple and easy to use.</p>
<p>5. Apakah ada kendala yang anda jumpai selama belajar bahasa Inggris menggunakan aplikasi Microsoft Teams?</p> <p>5. Are there any obstacles that you encounter while learning English using the Microsoft Teams application?</p>	<p>5. Kadang-kadang jaringan saya kurang bagus.</p> <p>5. Sometimes my network is not good.</p>
<p>6. Bagaimana cara anda mengatasi kesulitan belajar menggunakan aplikasi Microsoft Teams ?</p> <p>6. How do you overcome learning</p>	<p>6. Membaca buku mata pelajaran yang diberikan oleh guru .</p> <p>6. Read the textbook given by the teacher.</p>

<i>difficulties using the Microsoft Teams application?</i>	
<p>7. Apakah aplikasi Microsoft Teams berpengaruh terhadap penguasaan keterampilan anda seperti speaking, reading, writing and listening? 7. Does the Microsoft Teams application affect your mastery of skills such as speaking, reading, writing and listening?</p>	<p>7.Tidak, karena penjelasannya tidak detail. 7.No, because the explanation is not detailed.</p>
<p>8. Apakah dengan menggunakan Microsoft Teams dapat meningkatkan pemahaman anda dalam pembelajaran Bahasa Inggris? 8. Can using Microsoft Teams improve your understanding of learning English?</p>	<p>8.Iya tetap meningkatkan. 8. Yes still improve.</p>
<p>9. Prestasi apa saja yang biasa anda peroleh dalam bidang Bahasa Inggris? 9. What achievements do you usually get in the field of English?</p>	<p>9.Belum ada kak 9. There is no</p>
<p>10. Bagaimana cara anda meningkatkan kemampuan belajar bahasa inggris? 10. How do you improve your English learning skills?</p>	<p>10.Dengan belajar disekolah, sering menonton film barat,mendengarkan musik barat agar kemampuan Bahasa Inggris saya semakin bagus dan terlatih. 10. By studying at school, often watching western films, listening to western music so that my English skills are getting better and better trained.</p>

Nama : Suci Mulya Ramadhani

Kelas : XI IPS

QUESTION	ANSWER
<p>1. Bagaimana pendapat anda mengenai pembelajaran jarak jauh menggunakan aplikasi Microsoft Teams ?</p> <p>1. What do you think about distance learning using the Microsoft Teams application?</p>	<p>1. Ada sisi negatif dan juga sisi positifnya.</p> <p>1. There is a negative side as well as a positive side</p>
<p>2. Persiapan apa saja yang biasa anda siapkan sebelum belajar menggunakan aplikasi Microsoft Teams ?</p> <p>2. What preparations do you usually prepare before learning to use the Microsoft Teams application?</p>	<p>2. Handphone yang ada kuotanya , buku dan pulpen.</p> <p>2. Cellphones with quotas, books and pens.</p>
<p>3. Bagaimana proses pembelajaran Bahasa Inggris dengan menggunakan aplikasi Microsoft Teams?</p> <p>3. How is the process of learning English using the Microsoft Teams application?</p>	<p>3. Proses pembelajarannya lancar, seperti guru menjelaskan materi kemudian siswa menyimak materi yang diberikan , kemudian mengerjakan tugas yang diberikan oleh guru.</p> <p>3. The learning process is smooth, such as the teacher explaining the material then students listening to the material given, then doing the tasks given by the teacher</p>
<p>4. Apa saja kelebihan yang anda dapatkan dalam menggunakan aplikasi Microsoft Teams?</p> <p>4. What are the advantages that you get in using the Microsoft Teams application?</p>	<p>4. Kalau kelebihannya kita bisa mencari referensi di media lain saat mengerjakan tugas.</p> <p>4. If we have advantages, we can look for references in other media when doing assignments.</p>
<p>5. Apakah ada kendala yang anda jumpai selama belajar bahasa Inggris menggunakan aplikasi Microsoft Teams?</p> <p>5. Are there any obstacles that you encounter while learning English using the Microsoft Teams application?</p>	<p>5. Kendalanya yaitu menguras banyak kuota.</p> <p>5. The problem is that it drains a lot of quota.</p>
<p>6. Bagaimana cara anda mengatasi kesulitan belajar menggunakan aplikasi</p>	<p>6. Baru masuk ke aplikasi apabila pembelajaran sudah di mulai.</p>

<p>Microsoft Teams ?</p> <p>6. How do you overcome learning difficulties using the Microsoft Teams application?</p>	<p>6. Just enter the application when learning has started.</p>
<p>7. Apakah aplikasi Microsoft Teams berpengaruh terhadap penguasaan keterampilan anda seperti speaking, reading, writing and listening?</p> <p>7. Does the Microsoft Teams application affect your mastery of skills such as speaking, reading, writing and listening?</p>	<p>7.Iya berpengaruh.</p> <p>7. It has an effect</p>
<p>8. Apakah dengan menggunakan Microsoft Teams dapat meningkatkan pemahaman anda dalam pembelajaran Bahasa Inggris?</p> <p>8. Can using Microsoft Teams improve your understanding of learning English?</p>	<p>8.Iya dapat meningkatkan</p> <p>8.It can improve</p>
<p>9. Prestasi apa saja yang biasa anda peroleh dalam bidang Bahasa Inggris?</p> <p>9. What achievements do you usually get in the field of English?</p>	<p>9.Belum ada</p> <p>9.Nothing yet</p>
<p>10. Bagaimana cara anda meningkatkan kemampuan belajar bahasa inggris?</p> <p>10. How do you improve your English learning skills?</p>	<p>10.Dengan cara menambah waktu belajar.</p> <p>10.By increasing study time.</p>

Nama : Aulia

Kelas : XI MIPA 1

QUESTION	ANSWER
<p>1. Bagaimana pendapat anda mengenai pembelajaran jarak jauh menggunakan aplikasi Microsoft Teams ?</p> <p>1. What do you think about distance learning using the Microsoft Teams application?</p>	<p>1. Menurut saya efektif untuk di gunakan pada saat pandemic.</p> <p>1. I think it is effective to use during a pandemic.</p>
<p>2. Persiapan apa saja yang biasa anda siapkan sebelum belajar menggunakan aplikasi Microsoft Teams ?</p> <p>2. What preparations do you usually prepare before learning to use the Microsoft Teams application?</p>	<p>2. Biasanya saya mempersiapkan Handphone , kamus , buku catatan , dan juga lks.</p> <p>2. Usually I prepare my cellphone, dictionary, notebook, and also worksheets.</p>
<p>3. Bagaimana proses pembelajaran Bahasa Inggris dengan menggunakan aplikasi Microsoft Teams?</p> <p>3. How is the process of learning English using the Microsoft Teams application?</p>	<p>3. Pembelajaran berlangsung dengan baik, hanya saja minimnya waktu yang diberikan untuk belajar.</p> <p>3. The learning is going well, it's just that there is not enough time to study.</p>
<p>4. Apa saja kelebihan yang anda dapatkan dalam menggunakan aplikasi Microsoft Teams?</p> <p>4. What are the advantages that you get in using the Microsoft Teams application?</p>	<p>4. Kelebihannya yaitu kita bisa menyimpan rekaman ketika selesai belajar.</p> <p>4. The advantage is that we can save the recording when we finish studying.</p>
<p>5. Apakah ada kendala yang anda jumpai selama belajar bahasa Inggris menggunakan aplikasi Microsoft Teams?</p> <p>5. Are there any obstacles that you encounter while learning English using the Microsoft Teams application?</p>	<p>5. Tidak ada kendala.</p> <p>5. No obstacles</p>
<p>6. Bagaimana cara anda mengatasi kesulitan belajar menggunakan aplikasi Microsoft Teams ?</p> <p>6. How do you overcome learning difficulties using the Microsoft Teams application?</p>	-

<p>7. Apakah aplikasi Microsoft Teams berpengaruh terhadap penguasaan keterampilan anda seperti speaking, reading, writing and listening? 7. Does the Microsoft Teams application affect your mastery of skills such as speaking, reading, writing and listening?</p>	<p>7.Iya berpengaruh. 7. It has an effect</p>
<p>8. Apakah dengan menggunakan Microsoft Teams dapat meningkatkan pemahaman anda dalam pembelajaran Bahasa Inggris? 8. Can using Microsoft Teams improve your understanding of learning English?</p>	<p>8.Iya dapat meningkatkan pemahaman saya karena penyampaian guru yang mengajar sangat menarik dan mudah untuk di pahami. 8. Yes, it can improve my understanding because the delivery of the teacher who teaches is very interesting and easy to understand.</p>
<p>9. Prestasi apa saja yang biasa anda peroleh dalam bidang Bahasa Inggris? 9. What achievements do you usually get in the field of English?</p>	<p>9.Belum pernah dapat. 9. Never got.</p>
<p>10. Bagaimana cara anda meningkatkan kemampuan belajar bahasa inggris? 10. How do you improve your English learning skills?</p>	<p>10.Setelah pulang sekolah kadang-kadang saya membuka kembali pelajaran yang telah di berikan . 10. After school sometimes I reopen the lessons that have been given.</p>

Nama : Uswatunnisa

Kelas : XI MIPA 1

QUESTION	ANSWER
<p>1. Bagaimana pendapat anda mengenai pembelajaran jarak jauh menggunakan aplikasi Microsoft Teams ?</p> <p><i>1. What do you think about distance learning using the Microsoft Teams application?</i></p>	<p>1. Menurut saya kurang efektif karena banyak siswa yang mematikan kamera dan mengerjakan kegiatan lain.</p> <p><i>1. In my opinion it is less effective because many students turn off the camera and do other activities.</i></p>
<p>2. Persiapan apa saja yang biasa anda siapkan sebelum belajar menggunakan aplikasi Microsoft Teams ?</p> <p><i>2. What preparations do you usually prepare before learning to use the Microsoft Teams application?</i></p>	<p>2. Laptop dan kuota belajar.</p> <p><i>2. Laptop and study quota.</i></p>
<p>3. Bagaimana proses pembelajaran Bahasa Inggris dengan menggunakan aplikasi Microsoft Teams?</p> <p><i>3. How is the process of learning English using the Microsoft Teams application?</i></p>	<p>3. Tidak bagus because saat guru mengajar banyak siswa yang tidak menyahut saat di panggil.</p> <p><i>3. Not good because When the teacher teaches many students do not answer when called.</i></p>
<p>4. Apa saja kelebihan yang anda dapatkan dalam menggunakan aplikasi Microsoft Teams?</p> <p><i>4. What are the advantages that you get in using the Microsoft Teams application?</i></p>	<p>4. Kelebihannya kita bisa belajar dimana saja.</p> <p><i>The advantage is that we can learn anywhere.</i></p>
<p>5. Apakah ada kendala yang anda jumpai selama belajar bahasa Inggris menggunakan aplikasi Microsoft Teams?</p> <p><i>5. Are there any obstacles that you encounter while learning English using the Microsoft Teams application?</i></p>	<p>5. Banyak siswa yang tidak memperhatikan guru karena saat guru bertanya tidak banyak yang menyahut.</p> <p><i>5. So many students don't pay attention to the teacher because when the teacher asks questions, not many people answer.</i></p>
<p>6. Bagaimana cara anda mengatasi kesulitan belajar menggunakan aplikasi Microsoft Teams ?</p> <p><i>6. How do you overcome learning</i></p>	<p>6. Mencari Jaringan yang bagus.</p> <p><i>6. Looking for a good network.</i></p>

<p><i>difficulties using the Microsoft Teams application?</i></p>	
<p>7. Apakah aplikasi Microsoft Teams berpengaruh terhadap penguasaan keterampilan anda seperti speaking, reading, writing and listening? 7. Does the Microsoft Teams application affect your mastery of skills such as speaking, reading, writing and listening?</p>	<p>7. Iya bisa berpengaruh baik apabila jaringannya mendukung. 7. It can have a good effect if the network supports it.</p>
<p>8. Apakah dengan menggunakan Microsoft Teams dapat meningkatkan pemahaman anda dalam pembelajaran Bahasa Inggris? 8. Can using Microsoft Teams improve your understanding of learning English?</p>	<p>8. Iya sedikit meningkatkan. 8. Yes a little improve.</p>
<p>9. Prestasi apa saja yang biasa anda peroleh dalam bidang Bahasa Inggris? 9. What achievements do you usually get in the field of English?</p>	<p>9. Belum ada. 9. Not yet.</p>
<p>10. Bagaimana cara anda meningkatkan kemampuan belajar bahasa inggris? 10. How do you improve your English learning skills?</p>	<p>10. Belajar di sekolah dan kadang belajar di youtube. 10. Learn at school and sometimes study on youtube.</p>

Nama : Aulia

Kelas :XI MIPA 1

QUESTION	ANSWER
<p>1. Bagaimana pendapat anda mengenai pembelajaran jarak jauh menggunakan aplikasi Microsoft Teams ?</p> <p>1. <i>What do you think about distance learning using the Microsoft Teams application?</i></p>	<p>1. Menurut saya Aplikasi Microsoft Teams kurang efektif karena terlalu menguras kuota untuk siswa.</p> <p>1. <i>In my opinion, the Microsoft Teams application is less effective because it consumes too much quota for students.</i></p>
<p>2. Persiapan apa saja yang biasa anda siapkan sebelum belajar menggunakan aplikasi Microsoft Teams ?</p> <p>2. <i>What preparations do you usually prepare before learning to use the Microsoft Teams application?</i></p>	<p>2. Perlengkapan alat tulis , Handphone yang ada kuotanya.</p> <p>2. <i>Stationery equipment, cellphones with quotas</i></p>
<p>3. Bagaimana proses pembelajaran Bahasa Inggris dengan menggunakan aplikasi Microsoft Teams?</p> <p>3. <i>How is the process of learning English using the Microsoft Teams application?</i></p>	<p>3. Kadang kadang kita tidak fokus belajar kalau suaranya putus-putus.</p> <p>3. <i>Sometimes we don't focus on studying if the voice falters.</i></p>
<p>4. Apa saja kelebihan yang anda dapatkan dalam menggunakan aplikasi Microsoft Teams?</p> <p>4. <i>What are the advantages that you get in using the Microsoft Teams application?</i></p>	<p>4. Kita bisa akses dimana saja</p> <p>4. <i>We can access anywhere</i></p>
<p>5. Apakah ada kendala yang anda jumpai selama belajar bahasa Inggris menggunakan aplikasi Microsoft Teams?</p> <p>5. <i>Are there any obstacles that you encounter while learning English using the Microsoft Teams application?</i></p>	<p>5. Terkendala jaringan.</p> <p>5. <i>Network problems</i></p>
<p>6. Bagaimana cara anda mengatasi kesulitan belajar menggunakan aplikasi Microsoft Teams ?</p> <p>6. <i>How do you overcome learning difficulties using the Microsoft Teams</i></p>	<p>6. Mencari jaringan yang bagus.</p> <p>6. <i>Looking for a good network.</i></p>

<i>application?</i>	
7. Apakah aplikasi Microsoft Teams berpengaruh terhadap penguasaan keterampilan anda seperti speaking, reading, writing and listening? 7. Does the Microsoft Teams application affect your mastery of skills such as speaking, reading, writing and listening?	7. Iya bisa berpengaruh utamanya listening. 7. Yes, it can have a major effect on listening.
8. Apakah dengan menggunakan Microsoft Teams dapat meningkatkan pemahaman anda dalam pembelajaran Bahasa Inggris? 8. Can using Microsoft Teams improve your understanding of learning English?	8. Iya bisa meningkatkan tapi hanya sedikit. 8. Yes it can improve but only a little.
9. Prestasi apa saja yang biasa anda peroleh dalam bidang Bahasa Inggris? 9. What achievements do you usually get in the field of English?	9. Tidak ada 9. None
10. Bagaimana cara anda meningkatkan kemampuan belajar bahasa inggris? 10. How do you improve your English learning skills?	10. Mengevaluasi diri sendiri mengerjakan soal-soal. 10. Evaluate myself working on the questions.

Nama : Supriadi

Kelas : XI MIPA 1

QUESTION	ANSWER
<p>1. Bagaimana pendapat anda mengenai pembelajaran jarak jauh menggunakan aplikasi Microsoft Teams ? <i>1. What do you think about distance learning using the Microsoft Teams application?</i></p>	<p>1. Menurut saya alternatif yang baik karena dapat mengurangi penyebaran virus , dan bisa tetap belajar dengan baik. <i>1. I think it's a good alternative because it can reduce the spread of the virus, and can keep learning well.</i></p>
<p>2. Persiapan apa saja yang biasa anda siapkan sebelum belajar menggunakan aplikasi Microsoft Teams ? <i>2. What preparations do you usually prepare before learning to use the Microsoft Teams application?</i></p>	<p>2. Samaji sekolah offline seperti mempersiapkan buku ,pulpen , kamus tambahannya hanya Handphone atau laptop. <i>2. Just like offline schools such as preparing books, pens, the additional dictionary is only a cellphone or laptop.</i></p>
<p>3. Bagaimana proses pembelajaran Bahasa Inggris dengan menggunakan aplikasi Microsoft Teams? <i>3. How is the process of learning English using the Microsoft Teams application?</i></p>	<p>3. Berjalan dengan baik dan lancar. <i>3. Going well and smoothly</i></p>
<p>4. Apa saja kelebihan yang anda dapatkan dalam menggunakan aplikasi Microsoft Teams? <i>4. What are the advantages that you get in using the Microsoft Teams application?</i></p>	<p>4. Kelebihan kita tetap bisa belajar meskipun dalam situasi pandemic. <i>4. The advantage is that we can still learn even in a pandemic situation.</i></p>
<p>5. Apakah ada kendala yang anda jumpai selama belajar bahasa Inggris menggunakan aplikasi Microsoft Teams? <i>5. Are there any obstacles that you encounter while learning English using the Microsoft Teams application?</i></p>	<p>5. Kendalanya kita butuh banyak kuota <i>5. The problem is we need a lot of quota</i></p>
<p>6. Bagaimana cara anda mengatasi</p>	<p>6. Cari kuota yang irit</p>

<p>kesulitan belajar menggunakan aplikasi Microsoft Teams ?</p> <p>6. How do you overcome learning difficulties using the Microsoft Teams application?</p>	<p>6. Look for an efficient quota</p>
<p>7. Apakah aplikasi Microsoft Teams berpengaruh terhadap penguasaan keterampilan anda seperti speaking, reading, writing and listening?</p> <p>7. Does the Microsoft Teams application affect your mastery of skills such as speaking, reading, writing and listening?</p>	<p>7.Iye berpengaruh kak</p> <p>7. Yes, it has an effect sis</p>
<p>8. Apakah dengan menggunakan Microsoft Teams dapat meningkatkan pemahaman anda dalam pembelajaran Bahasa Inggris?</p> <p>8. Can using Microsoft Teams improve your understanding of learning English?</p>	<p>8.Iye dapat meningkatkan karena cara penyampaian materi guru juga bagusji.</p> <p>8. Yes, it can improve because the teacher's way of delivering material is also good.</p>
<p>9. Prestasi apa saja yang biasa anda peroleh dalam bidang Bahasa Inggris?</p> <p>9. What achievements do you usually get in the field of English?</p>	<p>9.Belum dapat.</p> <p>9. Can't</p>
<p>10. Bagaimana cara anda meningkatkan kemampuan belajar bahasa inggris?</p> <p>10. How do you improve your English learning skills?</p>	<p>10.Menghapal banyak kosakata.</p> <p>10. Memorize a lot of vocabulary</p>



PAREPARE



**KEPUTUSAN
DEKAN FAKULTAS TARBIYAH
NOMOR : 803 TAHUN 2021
TENTANG
PENETAPAN PEMBIMBING SKRIPSI MAHASISWA FAKULTAS TARBIYAH
INSTITUT AGAMA ISLAM NEGERI PAREPARE**

DEKAN FAKULTAS TARBIYAH

- g : a. Bahwa untuk menjamin kualitas skripsi mahasiswa Fakultas Tarbiyah IAIN Parepare, maka dipandang perlu penetapan pembimbing skripsi mahasiswa tahun 2021;
- b. Bahwa yang tersebut namanya dalam surat keputusan ini dipandang cakap dan mampu untuk diserahi tugas sebagai pembimbing skripsi mahasiswa.
- t : 1. Undang-undang Nomor 20 Tahun 2003 tentang Sistem Pendidikan Nasional;
2. Undang-undang Nomor 12 Tahun 2005 tentang Guru dan Dosen;
3. Undang-undang Nomor 12 Tahun 2012 tentang Pendidikan Tinggi;
4. Peraturan Pemerintah RI Nomor 17 Tahun 2010 tentang Pengelolaan dan Penyelenggaraan Pendidikan;
5. Peraturan Pemerintah RI Nomor 13 Tahun 2015 tentang Perubahan Kedua atas Peraturan Pemerintah RI Nomor 19 Tahun 2005 tentang Standar Nasional Pendidikan;
6. Peraturan Presiden RI Nomor 29 Tahun 2018 tentang Institut Agama Islam Negeri Parepare;
7. Keputusan Menteri Agama Nomor 394 Tahun 2003 tentang Pembukaan Program Studi;
8. Keputusan Menteri Agama Nomor 387 Tahun 2004 tentang Petunjuk Pelaksanaan Pembukaan Program Studi pada Perguruan Tinggi Agama Islam;
9. Peraturan Menteri Agama Nomor 35 Tahun 2018 tentang Organisasi dan Tata Kerja IAIN Parepare;
10. Peraturan Menteri Agama Nomor 16 Tahun 2019 tentang Statuta Institut Agama Islam Negeri Parepare.
- atikan : a. Surat Pengesahan Daftar Isian Pelaksanaan Anggaran Nomor: DIPA-025.04.2.307381/2021, tanggal 23 November 2020 tentang DIPA IAIN Parepare Tahun Anggaran 2021;
- b. Surat Keputusan Rektor Institut Agama Islam Negeri Parepare Nomor: 140 Tahun 2021, tanggal 15 Februari 2021 tentang pembimbing skripsi mahasiswa Fakultas Tarbiyah IAIN Parepare Tahun 2021.

MEMUTUSKAN

kan : **KEPUTUSAN DEKAN FAKULTAS TARBIYAH TENTANG PEMBIMBING SKRIPSI MAHASISWA FAKULTAS TARBIYAH INSTITUT AGAMA ISLAM NEGERI PAREPARE TAHUN 2021;**

Menunjuk saudara; 1. Dra. Hj. Nanning, M.Pd.
2. Dr. Arqam, M.Pd.

Masing-masing sebagai pembimbing utama dan pendamping bagi mahasiswa :

Nama : Rahmi Rusdin
NIM : 17.1300.030
Program Studi : Pendidikan Bahasa Inggris
Judul Skripsi : Students' Perception Of Using Microsoft Teams In Their English Online Learning At SMAN 10 Pinrang.

Tugas pembimbing utama dan pendamping adalah membimbing dan mengarahkan mahasiswa mulai pada penyusunan proposal penelitian sampai menjadi sebuah karya ilmiah yang berkualitas dalam bentuk skripsi;

Segala biaya akibat diterbitkannya surat keputusan ini dibebankan kepada anggaran belanja IAIN Parepare;

at : Surat keputusan ini diberikan kepada masing-masing yang bersangkutan untuk diketahui dan dilaksanakan sebagaimana mestinya.

Ditetapkan di : Parepare
Pada Tanggal : 12 Maret 2021

Dekan,


H. Saepudin



KEMENTERIAN AGAMA REPUBLIK INDONESIA
INSTITUT AGAMA ISLAM NEGERI PAREPARE
FAKULTAS TARBIYAH

Alamat : Jl. Asaf Sakri No. 08 Sorana Parepare 91132 telp 0421) 21317 Fax 24414
PO Box 909 Parepare 91100, website : www.iainparepare.ac.id, email : mail@iainparepare.ac.id

Nomor : B.3294/in.39.5.1/PP.00.9/11/2021
Lampiran : 1 Bundel Proposal Penelitian
Hal : Permohonan Rekomendasi Izin Penelitian

Yth. Kepala Dinas Penanaman Modal dan PTSP
Provinsi Sulawesi Selatan
di-
Makassar

Assalamu Alaikum Wr. Wb.

Dengan ini disampaikan bahwa mahasiswa Institut Agama Islam Negeri Parepare :

Nama : Rahmi Rusdin
Tempat/Tgl. Lahir : Parepare, 26 Maret 1999
NIM : 17.1300.030
Fakultas / Program Studi : Tarbiyah / Pendidikan Bahasa Inggris
Semester : IX (Sembilan)
Alamat : Jampue, Kec. Lanrisang, Kab. Pinrang

Bermaksud akan mengadakan penelitian di wilayah Kab. Pinrang dalam rangka penyusunan skripsi yang berjudul :

"The Student's Perception Of Using Microsoft Teams Application At The Eleven Grade SMAN 10 Pinrang "

Pelaksanaan penelitian ini direncanakan pada bulan November sampai bulan Desember Tahun 2021.

Demikian permohonan ini disampaikan atas perhatian dan kerjasamanya diucapkan terima kasih.

Wassalamu Alaikum Wr. Wb.

Parepare, 03 November 2021

Wakil Dekan I,



Muhammad Dahlan Thalib

Tembusan :

- 1 Rektor IAIN Parepare
- 2 Dekan Fakultas Tarbiyah



PEMERINTAH KABUPATEN PINRANG
DINAS PENANAMAN MODAL DAN PELAYANAN TERPADU SATU PINTU
UNIT PELAYANAN TERPADU SATU PINTU
Jl. Jend. Sukawati Nomor 40. Telp/Fax : (0421)921695 Pinrang 91212

**KEPUTUSAN KEPALA DINAS PENANAMAN MODAL
 DAN PELAYANAN TERPADU SATU PINTU KABUPATEN PINRANG**
 Nomor : 503/0546/PENELITIAN/DPMPPTSP/11/2021

Tentang

REKOMENDASI PENELITIAN

- Menimbang** : bahwa berdasarkan penelitian terhadap permohonan yang diterima tanggal 09-11-2021 atas nama RAHMI RUSDIN, dianggap telah memenuhi syarat-syarat yang diperlukan sehingga dapat diberikan Rekomendasi Penelitian.
- Mengingat** : 1. Undang - Undang Nomor 29 Tahun 1959;
 2. Undang - Undang Nomor 18 Tahun 2002;
 3. Undang - Undang Nomor 25 Tahun 2007;
 4. Undang - Undang Nomor 25 Tahun 2009;
 5. Undang - Undang Nomor 23 Tahun 2014;
 6. Peraturan Presiden RI Nomor 97 Tahun 2014;
 7. Peraturan Menteri Dalam Negeri Nomor 64 Tahun 2011 sebagaimana telah diubah dengan Peraturan Menteri Dalam Negeri Nomor 7 Tahun 2014;
 8. Peraturan Bupati Pinrang Nomor 48 Tahun 2016; dan
 9. Peraturan Bupati Pinrang Nomor 38 Tahun 2019.
- Memperhatikan** : 1. Rekomendasi Tim Teknis PTSP : 0984/RT.Teknis/DPMPPTSP/11/2021, Tanggal : 09-11-2021
 2. Berita Acara Pemeriksaan (BAP) Nomor : 0548/BAP/PENELITIAN/DPMPPTSP/11/2021, Tanggal : 09-11-2021

MEMUTUSKAN

- Menetapkan** :
- KESATU** : Memberikan Rekomendasi Penelitian kepada :
- | | |
|------------------------------|---|
| 1. Nama Lembaga | : INSTITUT AGAMA ISLAM NEGERI (IAIN) PAREPARE |
| 2. Alamat Lembaga | : JL. AMAL BAKTI NO. 08 SOREANG |
| 3. Nama Peneliti | : RAHMI RUSDIN |
| 4. Judul Penelitian | : THE STUDENT'S PERCEPTION OF USING MICROSOFT TEAMS APPLICATION AT THE ELEVEN GRADE SMAN 10 PINRANG |
| 5. Jangka waktu Penelitian | : 1 Bulan |
| 6. Sasaran/target Penelitian | : SISWA SMAN 10 PINRANG |
| 7. Lokasi Penelitian | : Kecamatan Mattiro Sompe |
- KEDUA** : Rekomendasi Penelitian ini berlaku selama 6 (enam) bulan atau paling lambat tanggal 09-05-2022.
- KETIGA** : Peneliti wajib menaati dan melakukan ketertuaan dalam Rekomendasi Penelitian ini serta wajib memberikan laporan hasil penelitian kepada Pemerintah Kabupaten Pinrang melalui Unit PTSP selambat-lambatnya 6 (enam) bulan setelah penelitian dilaksanakan.
- KEEMPAT** : Keputusan ini mulai berlaku pada tanggal ditetapkan, apabila dikemudian hari terdapat kekeliruan, dan akan diadakan perbaikan sebagaimana mestinya.

Diterbitkan di Pinrang Pada Tanggal 10 November 2021



Ditandatangani Secara Elektronik Oleh :
ANDI MIRAN, AP., M.Si
 NIP. 197406031993112001
Kepala Dinas Penanaman Modal dan PTSP
 Selaku Kepala Unit PTSP Kabupaten Pinrang

Biaya : Rp 0,-



Dokumen ini telah ditandatangani secara elektronik menggunakan sertifikat elektronik yang diterbitkan BSR-E





PEMERINTAH PROVINSI SULAWESI SELATAN
DINAS PENDIDIKAN PROVINSI SULAWESI SELATAN
CABANG DINAS PENDIDIKAN WILAYAH X

UPT SMA NEGERI 10 PINRANG

Jl. Poros Pinrang-Jampue Desa Lerang Kec. Lanrisang Kab. Pinrang

SURAT KETERANGAN PENELITIAN
Nomor: 421.3/305-UPT.SMAN.10/PRG/DISDIK

Yang bertanda tangan dibawah ini Kepala UPT SMA Negeri 10 Pinrang menerangkan bahwa :

Nama	: RAHMI RUSDIN
NIM	: 17.1300.030
Jenis Kelamin	: Perempuan
Program Studi	: Pendidikan Bahasa Inggris
Alamat	: Jl. Amal Bakti Nomor 8, Sorcaeng Kota Parepare

Benar telah melakukan penelitian dengan judul " *THE STUDENT'S PERCEPTION OF USING MICROSOFT TEAMS APPLICATION AT THE ELEVEN GRADE SMAN 10 PINRANG*" yang pelaksanaannya pada 9 November 2021 s/d 9 Desember 2021

Demikian Surat Keterangan ini dibuat dengan sebenarnya dan diberikan untuk digunakan sebagaimana mestinya.

Lanrisang, 17 Januari 2021

Kepala UPT SMAN 10 PINRANG



AMMAD JAFAR, S.Pd.
NIP. 19631126 198703 1 007

CURRICULUM VITAE



Rahmi Rusdin, the writer was born in Parepare, 26th March 1999 Suoth Sulawesi. She is the fifth child from three brother's and one sister. Her fathers's name is H.Rusdin and Her mother's name is Hj. Nuraeni. She is a student of English Education Department in Faculty of Tarbiyah at State Islamic Institute (IAIN) Parepare.

Her Education Background, She began her study on 2004-2005 at TK Aisyah Jampue and continued in SD Muhammadiyah Jampue graduated in 2010. Continued her study at SMPN 2 Mattirosompe. Then continued her study atn SMAN 1 Pinrang from 2014-2017. Then continued her study at Islamic Institute of Parepare , Faculty of Tarbiyah, English Education Department and completed her study with the tittle "The Students' Perception Perception of Using Microsoft Teams Application at the Eleven Grade SMAN 10 Pinrang.