

BIBLIOGRAPHY

- Abdulahkim M, Dr. Liam Murray, 2015. *Using Authentic Materials in the Foreign Language Classrooms : Teacher Attitudes and Perceptions in Libyan Universities*, (Macrothink Institute).
- Albert J. Harris and Edward J. Sipay, 1975. *How to Increase Reading Ability* (New York: Longman)
- Albert J. Harris, Edward R. Sipay, 1968,1940. *How to Increase Reading Ability (A Guide to Developmental and Remedial Methods)*, (Newyork & London: Longman).
- Alexander, dkk, 1997. *Teaching Reading*, (USA: Little, Brown, and Company).
- Amir Marzban, Solmaz Davaji, 2015. *The Effect of Authentic Texts on Motivation and Reading Comprehension of EFL Students at Intermediate Level of Proficiency, Iran*.
- Andi Bulkis Maghfirah Mannong, 2016. *The Effect of Using Authentic Materials to Improve the Reading Comprehension of the Ninth Grade Students of SMPN 36 Makassar*, (Skripsi Universitas Negeri Makassar).
- Arthur W. Heilman, Timothy R. Blair, Willian H. Rupley, 1981. *Principles and Practices of Teaching Reading* (Fitht Edition, United States of America).
- AS Hornby, 1974. *Oxford Advanced Learner's Dictionary of Current English*, (New York: Oxford University Press)
- Athur W. Heilman, Timothy R. Blair, William H. Rupley,1961. *Principles and Practices of Teaching Reading* (London: Charles E. Merrill Publishing Co).
- Burhan Bungin, *Metodologi Penelitian Kuantitatif: Komunik*.
- David Nunan,1991. *Language Teaching Methodology* (New York : Prentice Hall).
- Dorothy Rubin, 1982. *Diagnosis and Correction in Reading Instruction*, (New York: CBS College Publishing).
- Dorothy Rubin, *Diagnosis and Correction in Reading Instruction*.
- Eve Zyzik, Charlene Polio, 2017. *Authentic Materials Myths (Applying Second Language Research to Classroom Teaching)*, (United States of America: University of Michigan).

- Ferit Kilickaya, 2004. *Authentic Materials and Cultural Content in EFL Classrooms*, (Middle East Technical University, Turkey).
- H. Douglas Brown, 2004, *Language Assessment : Principle and Classroom Practices*, (United States of America , Longman).
- Ika Citra Wulandari, 2015, *Uji Coba Soal PISA untuk Mengetahui Tingkat Kemampuan Literasi Matematis pada Siswa SMP Universitas Pendidikan Indonesia*, repository.upi.edu.
- Juliansyah Noor, *Metodologi Penelitian Skripsi, Tesis, Disertasi & Karya Ilmiah* (Prenada Media).
- L.R. Gay, *Education Research (Competencies for Analysis and Application)*
- Lewis Lansord, 2014, *Authentic Material in the Classroom: The Disadvantages*, (Cambridge University Press)
- Mark & John, 2010, *Authentic Material in English as Second Language (ESL) Classroom*, (University College Plymouth ST Mark & ST John).
- Mohsen Jafari, 2013, *A Comparison between Reading Aloud and Silent Reading among Iranian EFL Learners*, (Gazimagusa)
- Nur Paidah, 2017, *Improving Reading Comprehension by Using Extensive Reading at the Second Year Students of MAN 2 Parepare*, (Graduated Skripsi : Tarbiyah Department :
- of America: Printice Hall.
- Saepudin, dkk. 2013. *Pedoman Penulisan Karya Ilmiah*, Parepare: STAIN.
- Sugiyono, 2010, *Statistika Untuk Peneliti*, (Bandung: Alfabeta).
- Suharsimi Arikunto, 2009, *Dasar-dasar Evaluasi Pendidikan*, (Jakarta: Bumi Aksara)
- Suharsimi Arikunto, 2002, *Prosedur Penelitian* (Jakarta: RinekaCipta).
- Syofian Siregar, 2014, *Metode Penelitian Kuantitatif* (Print II, Jakarta: Kencana).
- Tinker. A. Miles and Cullogh. 1975, *Teaching Vocabulary Elementary Reading* (New Jersey: Practice_Hall Inc. Englewood Cliffs).

Waterloo Student Success Office, 2010, *Speed Reading Study Guide*, (University of Maryland & Coles Note).


William Grabe, 2009, *Reading in a Second Language : Moving from Theory to Practice* (New York : Cambridge University Press Parepare).

Panduan Modern Penelitian Kuantitatif

Smith, J, Ricard & Johnson, D, Dale, 1980, *Reading Instruction for Today's Children*, United States)

William Grabe, Fredricka L. Stoller, 2002, *Teaching and Researching Reading* (London: Pearson Education Longman).

Yanuarti Apsari, 2014 *The Effect of Authentic Materials in Teaching Reading Comprehension*, (ELTIN Journal).





APPENDICES

PAREPARE

Appendix 1 : Research Instrument

Instrument of Test

Read the text to answer the questions.

There's a lot you can do with a computer, and if you're just getting started it can seem pretty daunting. Luckily, computers have gotten simpler over the years, and you can be up and running in just a few minutes. From setting up your new computer to safely browsing the internet and installing your favorite programs, see the guides posted below to start using your computer like a pro.

1. Set up your computer.

If you are setting up a new desktop computer, there are a few steps you will need to go through before you can start using it. After finding a place near your desk to put the tower, you will need to connect your monitor, keyboard, and mouse, as well as plug the tower into a power source.

- These are the only things required to be connected to the computer in order to use it. You can add more peripherals and accessories later.
- If you are using a new laptop, you will have significantly less to set up. Plug your laptop into a power source to ensure that it is charged, and then power it on to begin.



2. Create a user account.

If you are using the computer for the first time, you will likely be asked to create a user account when you turn it on. This account will hold all of your documents, pictures, downloaded files, and any other files that you create.

- If your computer is in a public setting, you should create a strong password to protect your personal information. This is highly recommended, even if your computer is a home computer (To prevent someone from accessing your files).



3. Get familiar with the desktop.

The desktop is the main work area of your computer, and will likely be the most visited area of your computer. Your desktop appears every time you log into your account, and contains icons and shortcuts to your most used programs and files. The desktop will look and function differently depending on which operating system you use.

- Windows operating systems (except Windows 8) are characterized by the Start menu in the lower-left corner of the desktop. The Start menu allows you to quickly access your installed programs and settings.
- Windows 8 has replaced the Start menu with the Start screen. It functions much the same way, but is fundamentally different in the way it displays information.
- OS X allows you to use multiple desktops to keep things organized and under control.




4. Learn mouse and keyboard basics.

The mouse and keyboard are your primary means of interacting with your computer. Take some time to get familiar with how they work and how you can interact with your operating system and programs.

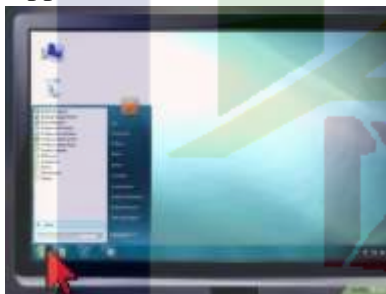
- Learn how to use a mouse to navigate. Your mouse allows for pinpoint navigation and control, and is necessary for a wide variety of activities. Getting familiar with how to use the mouse will go a long way towards making you a more proficient computer user.

- Practice some keyboard shortcuts to improve your work flow. Keyboard shortcuts are combinations of keyboard keys that perform a function in the program or operating system you are using. For example, in most programs that allow saving files, pressing Ctrl+S (⌘ Cmd+S on a Mac) will automatically save your current file.



5. Launch some preinstalled applications.

Even if you built your computer yourself, there will be some preinstalled applications and utilities that you can use without having to install anything additional. If you are using Windows, click the Start menu and browse through your available programs. If you are using a Mac, check your Dock and Applications folder.



6. Install your first program.

Installing software is a very common task on a computer, no matter what kind of computer you are using. The process is usually very straightforward, as most installers give clear instructions for each step.

- Installing Microsoft Office is a good place to start if you are using a Windows computer. Having access to a word processor is invaluable, and is one of the main purposes of many people's computers. Many Windows computers come with a trial version of Office already installed.
- Installing software on a Mac is a little bit different than installing on a Windows PC. This is mainly due to the underlying structure of the Mac

operating system. Many Mac users find installing and managing programs much easier on OS X instead of Windows.



Answer the following questions.

1. What does the text talking about?
2. Do you know what type of the text above?
3. How many steps are needed to start using a computer like a pro?
4. What should we do after set up our computer?
5. After find a desk to put the tower, what should the user do next?
6. What is the feature of windows operating systems? Explain the function of it!
7. Can you explain the important of the desktop?
8. If you are a new user, you will likely be asked to create a user account when you turn it on. What the function of the account?
9. What is the importance of learning the basic of using a mouse and keyboard?
10. What should we do if the computer is in public settings?

Instrument of Questionnaire

Angket ini merupakan kumpulan pernyataan-pernyataan yang tertulis yang digunakan untuk memperoleh informasi dari responden tentang “Ketertarikan siswa terhadap menggunakan materi authentic dalam pemahaman membaca siswa”. Hasil angket ini diharapkan dapat menjadi bahan kelengkapan peneliti. Kepada siswa diharapkan menjawab pernyataan sesuai dengan yang dirasakan dan sejujur-jujurnya.

Petunjuk pengisian :

1. Pada kuesioner ini terdapat 10 pernyataan. Pertimbangkan baik-baik setiap pernyataan dan berilah jawaban yang benar-benar sesuai dengan pilihan anda dengan sejujur-jujurnya tanpa dipengaruhi oleh dari pihak lain.
2. Berilah tanda \surd pada setiap jawaban yang anda anggap sesuai dengan pilihan anda dan yang anda rasakan. Pilihan jawaban tersebut adalah:

SS : Sangat Setuju

S : Setuju

KS : Kurang Setuju

TS : Tidak Setuju

STS : Sangat Tidak Setuju

No	Pernyataan	SS	S	KS	TS	STS
1	Saya sangat tertarik dengan materi authentic yang diberikan oleh guru di dalam kelas.					
2	Materi authentic yang diberikan oleh guru membuat saya merasa tidak semangat dalam proses					

	pembelajaran.					
3	Saya tidak senang apabila guru menggunakan materi authentic dalam proses pembelajaran.					
4	Saya merasa semangat dalam pembelajaran di dalam kelas ketika guru menggunakan materi authentic.					
5	Saya merasa bosan apabila guru menggunakan materi authentic di dalam kelas.					
6	Saya tidak tertarik dengan materi authentic yang diterapkan oleh guru di dalam kelas.					
7	Saya menyukai apabila guru selalu menggunakan materi authentic dalam proses pembelajaran.					
8	Saya lebih memahami pelajaran ketika guru menggunakan materi authentic di dalam kelas.					
9	Saya sangat antusias dalam pembelajaran di dalam kelas ketika guru menggunakan materi					

	authentic.					
10	Saya tidak memahami pelajaran ketika guru menggunakan materi authentic di dalam kelas.					



Appendix 2 : The Result of the Instrument

10/4/2020

READING TEST

READING TEST

Write your name, please! *

Wafik Nurazizah

Read the text to answer the questions.

There's a lot you can do with a computer, and if you're just getting started it can seem pretty daunting. Luckily, computers have gotten simpler over the years, and you can be up and running in just a few minutes. From setting up your new computer to safely browsing the internet and installing your favorite programs, see the guides posted below to start using your computer like a pro.

1. Set up your computer.

If you are setting up a new desktop computer, there are a few steps you will need to go through before you can start using it. After finding a place near your desk to put the tower, you will need to connect your monitor, keyboard, and mouse, as well as plug the tower into a power source.

- These are the only things required to be connected to the computer in order to use it. You can add more peripherals and accessories later.
- If you are using a new laptop, you will have significantly less to set up. Plug your laptop into a power source to ensure that it is charged, and then power it on to begin.

2. Create a user account.

If you are using the computer for the first time, you will likely be asked to create a user account when you turn it on. This account will hold all of your documents, pictures, downloaded files, and any other files that you create.

- If your computer is in a public setting, you should create a strong password to protect your personal information. This is highly recommended, even if your computer is a home computer (To prevent someone from accessing your files).

3. Get familiar with the desktop.

The desktop is the main work area of your computer, and will likely be the most visited area of your computer. Your desktop appears every time you log into your account, and contains icons and shortcuts to your most used programs and files. The desktop will look and function differently depending on which operating system you use.

- Windows operating systems (except Windows 8) are characterized by the Start menu in the lower-left corner of the desktop. The Start menu allows you to quickly access your installed programs and settings.
- Windows 8 has replaced the Start menu with the Start screen. It functions much the same way, but is fundamentally different in the way it displays information.
- OS X allows you to use multiple desktops to keep things organized and under control.

4. Learn mouse and keyboard basics.

The mouse and keyboard are your primary means of interacting with your computer. Take some time to get familiar with how they work and how you can interact with your operating system and programs.

- Learn how to use a mouse to navigate. Your mouse allows for pinpoint navigation and control, and is necessary for a wide variety of activities. Getting familiar with how to use the mouse will go a long way towards making you a more proficient computer user.
- Practice some keyboard shortcuts to improve your work flow. Keyboard shortcuts are combinations of keyboard keys that perform a function in the program or operating system you are using. For example, in most programs that allow saving files, pressing **Ctrl+S** (**⌘ Cmd+S** on a Mac) will automatically save your current file.

https://docs.google.com/forms/d/1FenLRVG08yjo5_1KCIOLXSmDuURMX7K8eG7w3VFwedR#response=ACYDBNj7xf1NogbcN1mMw8zQ3axoc... 1/3

5. Launch some preinstalled applications.

Even if you built your computer yourself, there will be some preinstalled applications and utilities that you can use without having to install anything additional. If you are using Windows, click the Start menu and browse through your available programs. If you are using a Mac, check your Dock and Applications folder.

6. Install your first program.

Installing software is a very common task on a computer, no matter what kind of computer you are using. The process is usually very straightforward, as most installers give clear instructions for each step.

* Installing Microsoft Office is a good place to start if you are using a Windows computer. Having access to a word processor is invaluable, and is one of the main purposes of many people's computers. Many Windows computers come with a trial version of Office already installed.

* Installing software on a Mac is a little bit different than installing on a Windows PC. This is mainly due to the underlying structure of the Mac operating system. Many Mac users find installing and managing programs much easier on OS X instead of Windows.

What does the text talking about? *

how to using a computer like a pro

what type of the text above? *

procedure text

how many steps are needed to start using a computer like a pro? *

6

What should we do after set up our computer? *

create a user account

After find a desk to put the tower, what should the user do next? *

connect the monitor, keyboard, and mouse, as well as plug the tower into a power source.

What is the feature of windows operating systems? Explain the function of it! *

The feature of windows operating systems is the Start menu in the lower-left corner of the desktop.

Can you explain the important of the desktop? *

desktop is the main work area of computer.

If you are a new user, you will likely be asked to create a user account when you turn it on.

What the function of the account? *

The function of the account is will hold all of your documents, pictures, downloaded files, and any other files that you create.

What is the importance of learning the basic of using a mouse and keyboard? *

The mouse and keyboard are your primary means of interacting with your computer.

What should we do if the computer is in public settings? *

make a strong password

This content is neither created nor endorsed by Google.

PAREPARE

READING TEST

Write your name, please! *

Siti Hardianti

Read the text to answer the questions.

There's a lot you can do with a computer, and if you're just getting started it can seem pretty daunting. Luckily, computers have gotten simpler over the years, and you can be up and running in just a few minutes. From setting up your new computer to safely browsing the internet and installing your favorite programs, see the guides posted below to start using your computer like a pro.

1. Set up your computer.

If you are setting up a new desktop computer, there are a few steps you will need to go through before you can start using it. After finding a place near your desk to put the tower, you will need to connect your monitor, keyboard, and mouse, as well as plug the tower into a power source.

- These are the only things required to be connected to the computer in order to use it. You can add more peripherals and accessories later.
- If you are using a new laptop, you will have significantly less to set up. Plug your laptop into a power source to ensure that it is charged, and then power it on to begin.

2. Create a user account.

If you are using the computer for the first time, you will likely be asked to create a user account when you turn it on. This account will hold all of your documents, pictures, downloaded files, and any other files that you create.

- If your computer is in a public setting, you should create a strong password to protect your personal information. This is highly recommended, even if your computer is a home computer (To prevent someone from accessing your files).

3. Get familiar with the desktop.

The desktop is the main work area of your computer, and will likely be the most visited area of your computer. Your desktop appears every time you log into your account, and contains icons and shortcuts to your most used programs and files. The desktop will look and function differently depending on which operating system you use.

- Windows operating systems (except Windows 8) are characterized by the Start menu in the lower-left corner of the desktop. The Start menu allows you to quickly access your installed programs and settings.
- Windows 8 has replaced the Start menu with the Start screen. It functions much the same way, but is fundamentally different in the way it displays information.
- OS X allows you to use multiple desktops to keep things organized and under control.

4. Learn mouse and keyboard basics.

The mouse and keyboard are your primary means of interacting with your computer. Take some time to get familiar with how they work and how you can interact with your operating system and programs.

- Learn how to use a mouse to navigate. Your mouse allows for pinpoint navigation and control, and is necessary for a wide variety of activities. Getting familiar with how to use the mouse will go a long way towards making you a more proficient computer user.
- Practice some keyboard shortcuts to improve your work flow. Keyboard shortcuts are combinations of keyboard keys that perform a function in the program or operating system you are using. For example, in most programs that allow saving files, pressing Ctrl+S (⌘ Cmd+S on a Mac) will automatically save your current file.

https://docs.google.com/forms/d/1IFenLRVGoBjjo5_1KCIOLXSmlQuURMX7K6eG7w3VFw/edit#response=ACYDBNI-K7kNNO5j97H3T4pcyJQqD... 1/3

5. Launch some preinstalled applications.

Even if you built your computer yourself, there will be some preinstalled applications and utilities that you can use without having to install anything additional. If you are using Windows, click the Start menu and browse through your available programs. If you are using a Mac, check your Dock and Applications folder.

6. Install your first program.

Installing software is a very common task on a computer, no matter what kind of computer you are using. The process is usually very straightforward, as most installers give clear instructions for each step.

- Installing Microsoft Office is a good place to start if you are using a Windows computer. Having access to a word processor is invaluable, and is one of the main purposes of many people's computers. Many Windows computers come with a trial version of Office already installed.

- Installing software on a Mac is a little bit different than installing on a Windows PC. This is mainly due to the underlying structure of the Mac operating system. Many Mac users find installing and managing programs much easier on OS X instead of Windows.

What does the text talking about? *

Set up a new computer to safely surf the internet and install some favorite programs.

what type of the text above? *

procedure

how many steps are needed to start using a computer like a pro? *

six

What should we do after set up our computer? *

Create a user account

After find a desk to put the tower, what should the user do next? *

Connect the monitor, keyboard, and mouse

What is the feature of windows operating systems? Explain the function of it! *

the feature of windows operating systems is the start menu

Can you explain the important of the desktop? *

The desktop is the main work area of your computer, and will likely be the most visited area of your computer.

If you are a new user, you will likely be asked to create a user account when you turn it on.

What the function of the account? *

to hold all of documents, pictures, downloaded files, and the other files.

What is the importance of learning the basic of using a mouse and keyboard? *

to make us more easier to use computer

What should we do if the computer is in public settings? *

make a strong password

This content is neither created nor endorsed by Google.

PAREPARE

Instrument of Questionnaire

Angket ini merupakan kumpulan pernyataan-pernyataan yang tertulis yang digunakan untuk memperoleh informasi dari responden tentang "Ketertarikan siswa terhadap penggunaan materi authentic dalam pemahaman membaca siswa". Hasil angket ini diharapkan dapat menjadi bahan kelengkapan peneliti. Kepada siswa diharapkan menjawab pernyataan sesuai dengan yang dirasakan dan sejujur-jujurnya.

AUTHENTIC MATERIAL ADALAH MATERI DI LUAR DARI BUKU PELAJARAN BAHASA INGGRIS. CONTOH AUTHENTIC MATERIAL SEPERTI SURAT KABAR, NOVEL, PUISI, LIRIK LAGU, PESAN SINGKAT, ARTIKEL, DLL.

Petunjuk pengisian :

1. Pada kuesioner ini terdapat 10 pernyataan. Pertimbangkan baik-baik setiap pernyataan dan berilah jawaban yang benar-benar sesuai dengan pilihan anda dengan sejujur-jujurnya tanpa dipengaruhi oleh dari pihak lain.

2. Berilah tanda \checkmark pada setiap jawaban yang anda anggap sesuai dengan pilihan anda dan yang anda rasakan. Pilihan jawaban tersebut adalah:

SS : Sangat Setuju

S : Setuju

KS : Kurang Setuju

TS : Tidak Setuju

STS : Sangat Tidak Setuju

Please, write down your name and class! *

Wafik Nurazizah

Questionnaire

Pilihlah jawaban yang sesuai dengan pilihan anda dan yang anda rasakan.

Saya sangat tertarik dengan materi authentic yang diberikan oleh guru di dalam kelas. *

- Sangat Setuju
- Setuju
- Kurang Setuju
- Tidak Setuju
- Sangat Tidak Setuju

Materi authentic yang diberikan oleh guru membuat saya merasa tidak semangat dalam proses pembelajaran. *

- Sangat Setuju
- Setuju
- Kurang Setuju
- Tidak Setuju
- Sangat Tidak Setuju

Saya merasa semangat dalam pembelajaran di dalam kelas ketika guru menggunakan materi authentic. *

- Sangat Setuju
- Setuju
- Kurang Setuju
- Tidak Setuju
- Sangat Tidak Setuju

Saya menyukai apabila guru selalu menggunakan materi authentic dalam proses pembelajaran. *

- Sangat Setuju
- Setuju
- Kurang Setuju
- Tidak Setuju
- Sangat Tidak Setuju

PAREPARE

Saya tidak senang apabila guru menggunakan materi authentic dalam proses pembelajaran. *

- Sangat Setuju
- Setuju
- Kurang Setuju
- Tidak Setuju
- Sangat Tidak Setuju

Saya merasa bosan apabila guru menggunakan materi authentic di dalam kelas. *

- Sangat Setuju
- Setuju
- Kurang Setuju
- Tidak Setuju
- Sangat Tidak Setuju

Saya lebih memahami pelajaran ketika guru menggunakan materi authentic di dalam kelas. *

- Sangat Setuju
- Setuju
- Kurang Setuju
- Tidak Setuju
- Sangat Tidak Setuju

Saya tidak tertarik dengan materi authentic yang diterapkan oleh guru di dalam kelas. *

- Sangat Setuju
- Setuju
- Kurang Setuju
- Tidak Setuju
- Sangat Tidak Setuju

Saya sangat antusias dalam pembelajaran di dalam kelas ketika guru menggunakan materi authentic. *

- Sangat Setuju
- Setuju
- Kurang Setuju
- Tidak Setuju
- Sangat Tidak Setuju

PAREPARE

Saya tidak memahami pelajaran ketika guru menggunakan materi authentic di dalam kelas. *

- Sangat Setuju
- Setuju
- Kurang Setuju
- Tidak Setuju
- Sangat Tidak Setuju

This content is neither created nor endorsed by Google.

Google Forms



Instrument of Questionnaire

Angket ini merupakan kumpulan pernyataan-pernyataan yang tertulis yang digunakan untuk memperoleh informasi dari responden tentang "Ketertarikan siswa terhadap penggunaan materi authentic dalam pemahaman membaca siswa". Hasil angket ini diharapkan dapat menjadi bahan kelengkapan peneliti. Kepada siswa diharapkan menjawab pernyataan sesuai dengan yang dirasakan dan sejujur-jujurnya.

AUTHENTIC MATERIAL ADALAH MATERI DI LUAR DARI BUKU PELAJARAN BAHASA INGGRIS. CONTOH AUTHENTIC MATERIAL SEPERTI SURAT KABAR, NOVEL, PUISI, LIRIK LAGU, PESAN SINGKAT, ARTIKEL, DLL.

Petunjuk pengisian :

1. Pada kuesioner ini terdapat 10 pernyataan. Pertimbangkan baik-baik setiap pernyataan dan berilah jawaban yang benar-benar sesuai dengan pilihan anda dengan sejujur-jujurnya tanpa dipengaruhi oleh dari pihak lain.
2. Berilah tanda \surd pada setiap jawaban yang anda anggap sesuai dengan pilihan anda dan yang anda rasakan. Pilihan jawaban tersebut adalah:

SS : Sangat Setuju

S : Setuju

KS : Kurang Setuju

TS : Tidak Setuju

STS : Sangat Tidak Setuju

Please, write down your name and class! *

Siti Hardianti

Questionnaire

Pilihlah jawaban yang sesuai dengan pilihan anda dan yang anda rasakan.

Saya sangat tertarik dengan materi authentic yang diberikan oleh guru di dalam kelas. *

- Sangat Setuju
- Setuju
- Kurang Setuju
- Tidak Setuju
- Sangat Tidak Setuju

Materi authentic yang diberikan oleh guru membuat saya merasa tidak semangat dalam proses pembelajaran. *

- Sangat Setuju
- Setuju
- Kurang Setuju
- Tidak Setuju
- Sangat Tidak Setuju

Saya merasa semangat dalam pembelajaran di dalam kelas ketika guru menggunakan materi authentic. *

- Sangat Setuju
- Setuju
- Kurang Setuju
- Tidak Setuju
- Sangat Tidak Setuju

Saya menyukai apabila guru selalu menggunakan materi authentic dalam proses pembelajaran.

- Sangat Setuju
- Setuju
- Kurang Setuju
- Tidak Setuju
- Sangat Tidak Setuju

Saya tidak senang apabila guru menggunakan materi authentic dalam proses pembelajaran. *

- Sangat Setuju
- Setuju
- Kurang Setuju
- Tidak Setuju
- Sangat Tidak Setuju

Saya merasa bosan apabila guru menggunakan materi authentic di dalam kelas. *

- Sangat Setuju
- Setuju
- Kurang Setuju
- Tidak Setuju
- Sangat Tidak Setuju

Saya lebih memahami pelajaran ketika guru menggunakan materi authentic di dalam kelas. *

- Sangat Setuju
- Setuju
- Kurang Setuju
- Tidak Setuju
- Sangat Tidak Setuju

Saya tidak tertarik dengan materi authentic yang diterapkan oleh guru di dalam kelas. *

- Sangat Setuju
- Setuju
- Kurang Setuju
- Tidak Setuju
- Sangat Tidak Setuju

Saya sangat antusias dalam pembelajaran di dalam kelas ketika guru menggunakan materi authentic. *

- Sangat Setuju
- Setuju
- Kurang Setuju
- Tidak Setuju
- Sangat Tidak Setuju

PAREPARE

10/4/2020

Instrument of Questionnaire

Saya tidak memahami pelajaran ketika guru menggunakan materi authentic di dalam kelas. *

- Sangat Setuju
- Setuju
- Kurang Setuju
- Tidak Setuju
- Sangat Tidak Setuju

This content is neither created nor endorsed by Google.

Google Forms



https://docs.google.com/forms/d/13mC8jXN_lpPeHRKgUFR-83z76YYADiNjZemtW0/edit#response=ACYDBNi-ZLxWbns9CVDiiZLHpmSwF_25H0... 6/6

Appendix 3: Table r

TABEL III
NILAI-NILAI r PRODUCT MOMENT

N	Tarf Signifikan		N	Tarf Signifikan		N	Tarf Signifikan	
	5%	1%		5%	1%		5%	1%
3	0,997	0,999	27	0,381	0,487	55	0,266	0,345
4	0,950	0,990	28	0,374	0,478	60	0,254	0,330
5	0,878	0,959	29	0,367	0,470	65	0,244	0,317
6	0,811	0,917	30	0,361	0,463	70	0,235	0,306
7	0,754	0,874	31	0,355	0,458	75	0,227	0,296
8	0,707	0,834	32	0,349	0,449	80	0,220	0,286
9	0,666	0,798	33	0,344	0,442	85	0,213	0,278
10	0,632	0,765	34	0,339	0,436	90	0,207	0,270
11	0,602	0,735	35	0,334	0,430	95	0,202	0,263
12	0,578	0,708	36	0,329	0,424	100	0,195	0,256
13	0,553	0,684	37	0,325	0,418	125	0,176	0,230
14	0,532	0,661	38	0,320	0,413	150	0,159	0,210
15	0,514	0,641	39	0,316	0,408	175	0,148	0,194
16	0,497	0,623	40	0,312	0,403	200	0,138	0,181
17	0,482	0,606	41	0,308	0,398	300	0,113	0,148
18	0,468	0,590	42	0,304	0,393	400	0,098	0,128
19	0,456	0,575	43	0,301	0,389	500	0,088	0,115
20	0,444	0,561	44	0,297	0,384	600	0,080	0,105
21	0,433	0,549	45	0,294	0,380	700	0,074	0,097
22	0,423	0,537	46	0,291	0,376	800	0,070	0,091
23	0,413	0,526	47	0,288	0,372	900	0,065	0,086
24	0,404	0,515	48	0,284	0,368	1000	0,062	0,081
25	0,396	0,505	49	0,281	0,364			
26	0,388	0,496	50	0,279	0,361			




Dipindai dengan CamScanner

Appendix 4: Documentation



Appendix 5: Research Allowance

**KEMENTERIAN AGAMA REPUBLIK INDONESIA**
INSTITUT AGAMA ISLAM NEGERI PAREPARE
FAKULTAS TARBİYAH
Jln. Amal Bakti No. 8 Soreang, Kota Parepare 91132 Telpun (0421) 21307, Fax (0421) 24404
PO Box 900 Parepare 91100, website: www.iainparepare.ac.id email: iaiq@iainparepare.ac.id

Nomor : B.1352/In.39.5/PP.00 9/08/2019 12 Agustus 2019
Lamp. : -
Hal : Penetapan Pembimbing Skripsi

Kepada Yth.
1. Dr. Abdul Harris Sunubi, S.S., M.Pd
2. Drs. Abdul Rauf Ibrahim, M.Si.


di-
Tempat

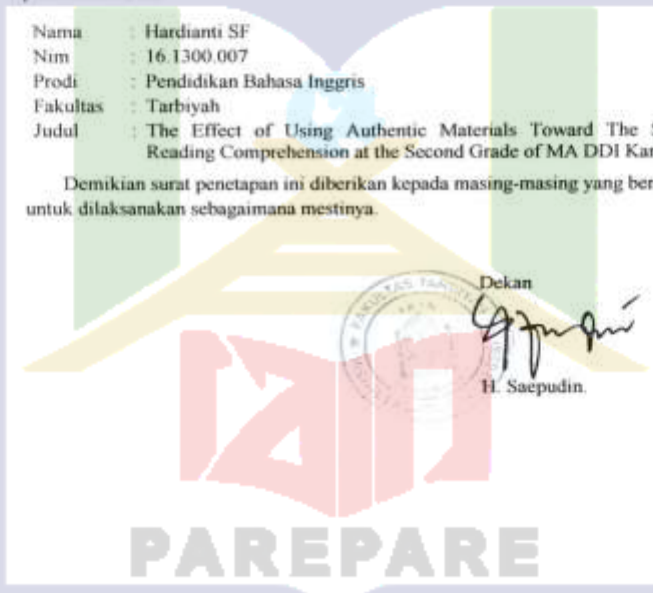
Assalamu Alaikum Wr. Wb.

Berdasarkan Hasil Keputusan Sidang Judul Penelitian Pada tanggal 19 Juli 2019, maka dengan ini kami menunjuk dan menetapkan Bapak/Ibu sebagai pembimbing pada mahasiswa:

Nama : Hardianti SF
Nim : 16.1300.007
Prodi : Pendidikan Bahasa Inggris
Fakultas : Tarbiyah
Judul : The Effect of Using Authentic Materials Toward The Students' Reading Comprehension at the Second Grade of MA DDI Kanang.

Demikian surat penetapan ini diberikan kepada masing-masing yang bersangkutan untuk dilaksanakan sebagaimana mestinya.

Dekan

H. Saepudin.

**PAREPARE**

Scanned by TapScanner



KEMENTERIAN AGAMA REPUBLIK INDONESIA
INSTITUT AGAMA ISLAM NEGERI PAREPARE
FAKULTAS TARBİYAH

Jln. Amal Bakti No. 8 Soreang, Kota Parepare 91132 Telepon (0421) 21307, Fax. (0421) 24404
PO Box 909 Parepare 91100, website: www.iainpare.ac.id, email: mail@iainpare.ac.id

Nomor : B. [0]In.39.5.1/PP.00.9/07/2020
Lampiran : 1 Bundel Proposal
Hal : Permohonan Rekomendasi Izin Penelitian

Yth. Bupati Polewali Mandar
C.q. Kepala Kesatuan Bangsa dan Politik
di,-
Kab. Polewali Mandar

Assalamu Alaikum Wr. Wb.

Dengan ini disampaikan bahwa mahasiswa Institut Agama Islam Negeri Parepare:

Nama : Hardiyanti SF
Tempat/Tgl. Lahir : Ujung Pandang, 14 Februari 1999
NIM : 16.1300.007
Fakultas / Program Studi : Tarbiyah / Pendidikan Bahasa Inggris
Semester : VIII (Delapan)
Alamat : Kanang, Desa Batetangnga Kec. Binuang Kab. Polewali Mandar

Bermaksud akan mengadakan penelitian di wilayah Kabupaten Polewali Mandar dalam rangka penyusunan skripsi yang berjudul:

"The Effect of Using Authentic Materials to Improve the Students' Reading Comprehension at The Second Grade of MA DDI Kanang"

Pelaksanaan penelitian ini direncanakan pada bulan Juli sampai bulan Agustus Tahun 2020. Demikian permohonan ini disampaikan atas perkenaan dan kerjasamanya diucapkan terima kasih.

Wassalamu Alaikum Wr. Wb.

Parepare, 07 Juli 2020
Nakil Dekan I,

Muh. Dahlan Thalib



Tembusan : DPMPSTP Kabupaten Polewali Mandar



PEMERINTAH KABUPATEN POLEWALI MANDAR
**DINAS PENANAMAN MODAL DAN
PELAYANAN TERPADU SATU PINTU**

Jl.Manunggal NO. 11 Pekkabata Polewali, Kode Pos 91315

IZIN PENELITIAN

NOMOR : 503/257/IPL/DPMPTSP/VII/2020

- Dasar :
1. Peraturan Menteri Dalam Negeri Indonesia Nomor 7 Tahun 2014 atas Perubahan Peraturan Menteri Dalam Negeri Republik Indonesia Nomor 64 Tahun 2011 tentang Pedoman Penerbitan Rekomendasi Izin Penelitian;
 2. Peraturan Daerah Kabupaten Polewali Mamasa Nomor 2 Tahun 2016 Tentang Perubahan atas Peraturan Daerah Nomor 9 Tahun 2009 Tentang Organisasi dan Tata Kerja Inspektorat Bappeda dan Lembaga Teknis Daerah Kabupaten Polewali Mandar;
 3. Memperhatikan :
 - a. Surat Permohonan Sdr (i) HARDIYANTI SF
 - b. Surat Rekomendasi dari Badan Kesatuan Bangsa dan Politik Nomor : B-0256/Bakesbangpol/B.1/410.7/V/II/2020,Tgl.015-07-2020

MEMBERIKAN IZIN

Kepada :

Nama	:	HARDIYANTI SF
NIM/NIDN/NIP	:	16.1300.007
Asal Perguruan Tinggi	:	IAIN PARE-PARE
Fakultas	:	-
Jurusan	:	PENDIDIKAN BAHASA INGGRIS
Alamat	:	BATETANGGA KEC. BINUANG KAB. POLMAN

Untuk melakukan Penelitian di MA DDI Kanang Kecamatan Binuang Kabupaten Polewali Mandar, yang dilaksanakan pada Bulan Juli 2020 Sampai Selesai dengan Proposal berjudul "THE EFFECT OF USING AUTHENTIC MATERIALS TO IMPROVE THE STUDENTS' READING COMPREHENSION AT THE SECOND GRADE OF MA DDI KANANG"

Adapun Rekomendasi ini dibuat dengan ketentuan sebagai berikut :

1. Sebelum dan sesudah melaksanakan kegiatan, harus melaporkan diri kepada Pemerintah setempat;
2. Penelitian tidak menyimpang dari izin yang diberikan;
3. Mentaati semua Peraturan Perundang-undangan yang berlaku dan mengindahkan adat istiadat setempat;
4. Menyerahkan 1 (satu) berkas copy hasil Penelitian kepada Bupati Polewali Mandar Up. Kepala Dinas Penanaman Modal dan Pelayanan Terpadu Satu Pintu;
5. Surat izin akan dicabut dan dinyatakan tidak berlaku apabila ternyata Pemegang Surat Izin tidak mentaati ketentuan-ketentuan tersebut di atas.

Demikian Izin Penelitian ini dikeluarkan untuk dipergunakan sebagaimana mestinya.

Ditetapkan di Polewali Mandar
Pada Tanggal, 15 Juli 2020

**KEPALA DINAS PENANAMAN MODAL DAN
PELAYANAN TERPADU SATU PINTU**



ANDI MASRI MASDAR, S.Sos., M.Si
Pangkat : Pembina
NIP : 19740206 199803 1 009

Tembusan:

1. Unsur Forkopinda di tempat;
2. Ka. Kemenag Kab. Polman di tempat;
3. Ka. MA DDI Kanang di tempat.



PONDOK PESANTREN DARUD DA'WAH WAL-IRSYAD (DDI) AL-IHSAN KANANG
MADRASAH ALIYAH
KABUPATEN POLEWALI MANDAR

ALAMAT: Kanang, Desa Batebanqqa Kec. Binuang Kab. Polewali Mandar Prov. SULBAR Phone (0428) 2410256-2410084

SURAT KETERANGAN

Nomor: 054/MA.31.03.005/PP.00.6/X/2020

Yang bertandatangan dibawah ini Kepala Madrasah Aliyah DDI Kanang Kabupaten Polewali Mandar Provinsi Sulawesi Barat menerangkan bahwa:

Nama : HARDIYANTI SF
NIM : 16.1300.007
Jenis Kelamin : Perempuan
Instansi/Pekerjaan : Mahasiswa IAIN Parepare
Fakultas / Jurusan : Tarbiyah / Pendidikan Bahasa Inggris

Benar telah melakukan penelitian di Madrasah Aliyah DDI Kanang Kabupaten Polewali Mandar, pada bulan Juli 2020 dengan judul:

"THE EFFECT OF USING AUTHENTIC MATERIALS TOWARD THE STUDENTS' READING COMPREHENSION AT THE SECOND GRADE OF MA DDI KANANG."

Demikian surat keterangan ini dibuat dengan sebenarnya dan diberikan kepada yang bersangkutan untuk dipergunakan sebagaimana mestinya.

Kanang, 05 Oktober 2020

Kepala Madrasah,



DR. ABD. RAHIM

NIP. 19651231 200701 1 647

Appendix 6: Curriculum Vitae

CURRICULUM VITAE



Hardiyanti SF is the name of the writer. She was born on 14th February 1999 in Makassar. She is the second child from fourth children in her family. Her father's name is Sudirman Djalammuddin S.Ag and her mother's name is Firmawati. She began her study in Elementary School at SDN 012 Kanang on 2004 and graduated on 2010. In the same year, she continued her study to Junior High School of SMPN 2 Polewali and graduated on 2013. Then, she continued her study to Senior High School of SMAN 1 Polewali and graduated on 2016. After finished her study, she subscribed and accepted studying in S1 English Program of Tarbiyah Faculty State Islamic Institute (IAIN) Parepare. On 2020 she completed her skripsi in title **“The Effect of Using Authentic Materials toward Students’ Reading Comprehension at the Second Grade of MA DDI Kanang”**.