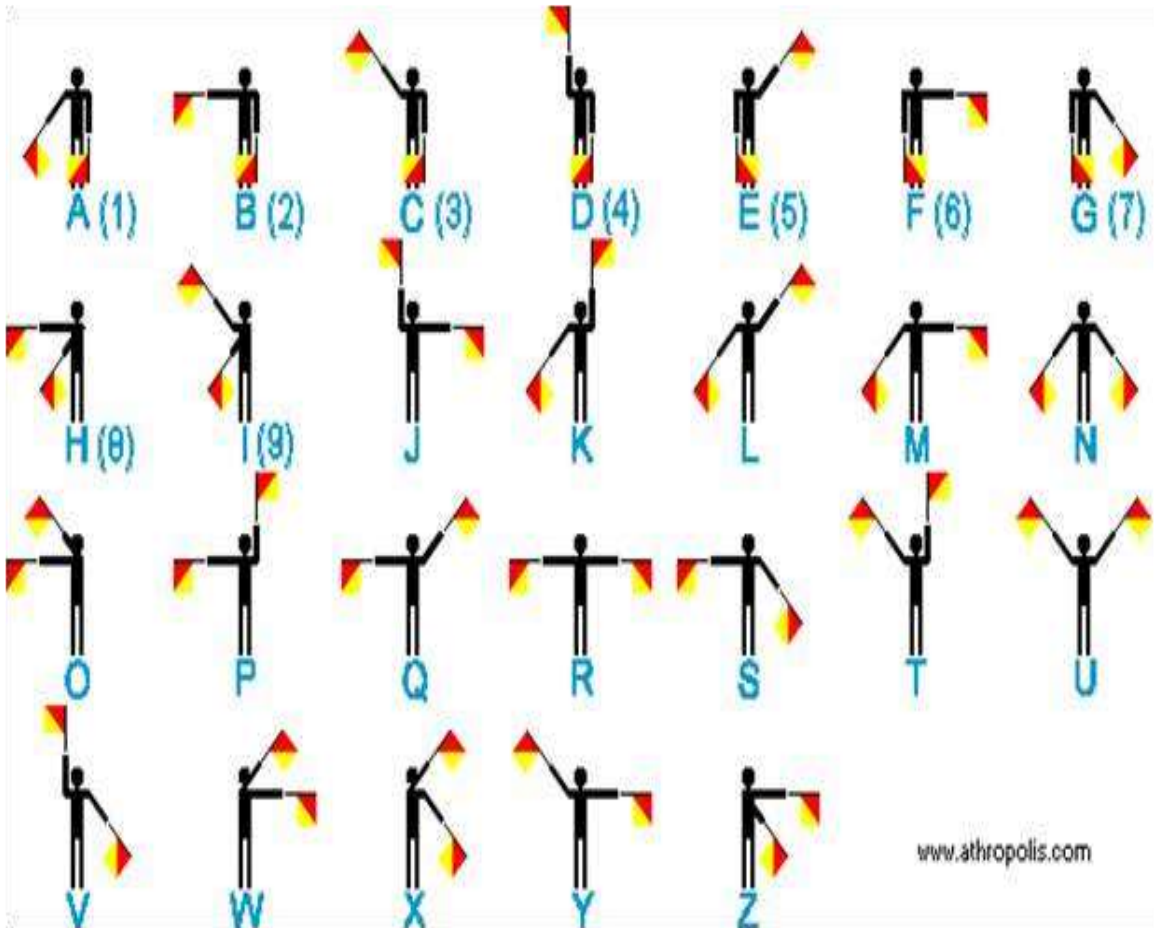


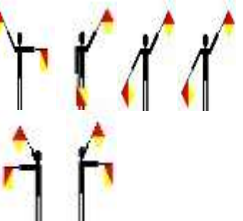
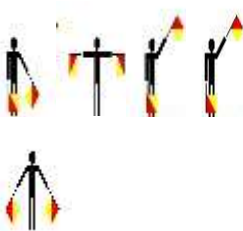






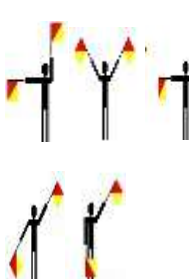


CHAPTER I
ADJECTIVE I (COLOUR)

Semaphore



Isi kolom yang kosong dengan cara memecahkan sandi tersebut.

No	Semaphore	English	Pronunciation	Meaning
1			wait	Putih
2			Blæk	Hitam
3			`yellow	Kuning
4			gri:n	Hijau
5			blu:	Biru

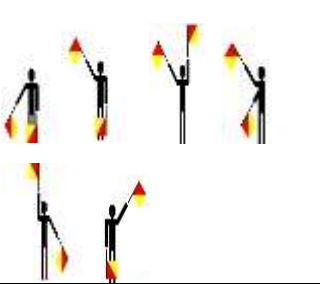
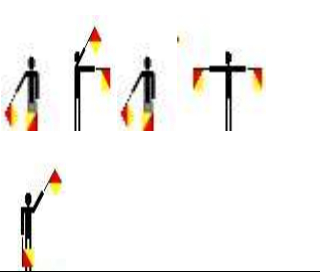
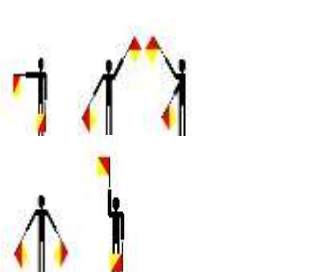


				
6			red	Merah
7			grei	Abu-abu
8			`p3pl	Ungu
9			`o:rindʒ	Oranye
10			braun	Coklat


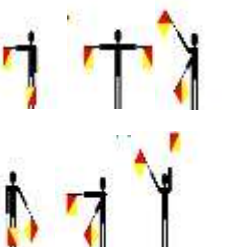

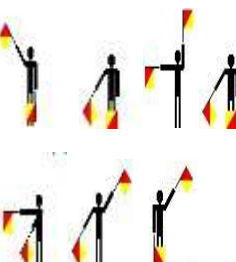
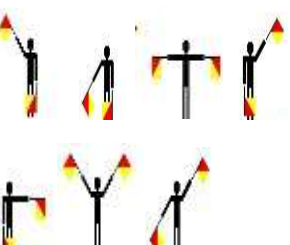

CHAPTER II
ADJECTIVE II
(Dipakai Khusus untuk Sifat Orang)


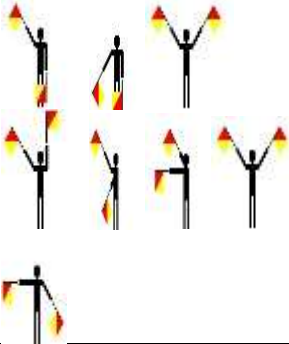
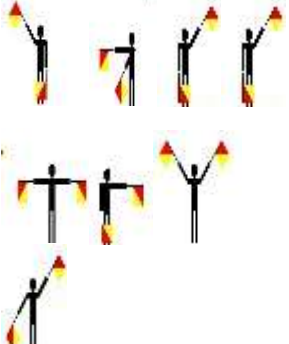
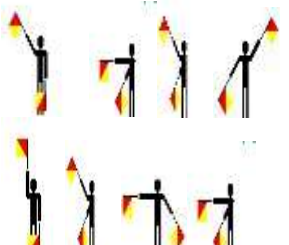
Isi kolom yang kosong dengan cara memecahkan sandi tersebut.

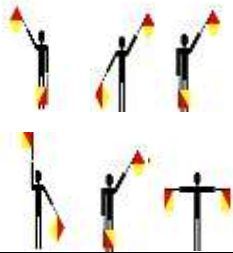

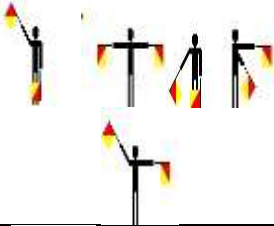
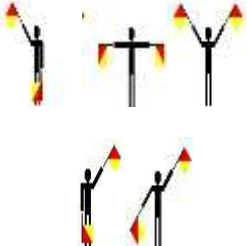
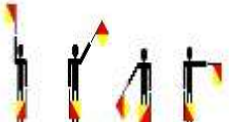

No	Semaphore	English	Pronunciation	Meaning
1			eibl	Bisa, Dapat
2			æbsnt	Tidak hadir
3			æktiv	Aktif
4			æfreid	Takut, Khawatir

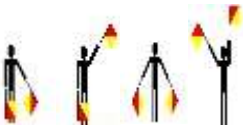

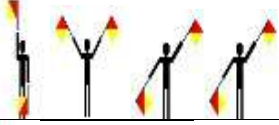
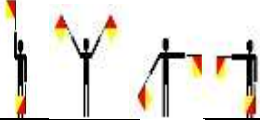
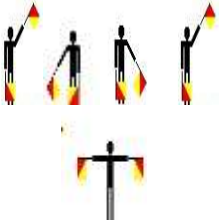

5	<p>The sign language sequence for 'hidup' consists of five strokes. Stroke 1: A hand with fingers spread, palm facing left, moves from the chest level down to the waist level. Stroke 2: The hand moves from the waist level up to the chest level. Stroke 3: The hand moves from the chest level up to the forehead level. Stroke 4: The hand moves from the forehead level down to the chest level. Stroke 5: The hand moves from the chest level down to the waist level.</p>		ə'laiv	Hidup
6	<p>The sign language sequence for 'sendirian, kesepian' consists of five strokes. Stroke 1: A hand with fingers spread, palm facing left, moves from the chest level down to the waist level. Stroke 2: The hand moves from the waist level up to the chest level. Stroke 3: The hand moves from the chest level up to the forehead level. Stroke 4: The hand moves from the forehead level down to the chest level. Stroke 5: The hand moves from the chest level down to the waist level.</p>		ə'loun	Sendirian, kesepian
7	<p>The sign language sequence for 'marah' consists of five strokes. Stroke 1: A hand with fingers spread, palm facing left, moves from the chest level down to the waist level. Stroke 2: The hand moves from the waist level up to the chest level. Stroke 3: The hand moves from the chest level up to the forehead level. Stroke 4: The hand moves from the forehead level down to the chest level. Stroke 5: The hand moves from the chest level down to the waist level.</p>		ængri	Marah
8	<p>The sign language sequence for 'tertidur' consists of five strokes. Stroke 1: A hand with fingers spread, palm facing left, moves from the chest level down to the waist level. Stroke 2: The hand moves from the waist level up to the chest level. Stroke 3: The hand moves from the chest level up to the forehead level. Stroke 4: The hand moves from the forehead level down to the chest level. Stroke 5: The hand moves from the chest level down to the waist level.</p>		ə'sli:p	Tertidur
9	<p>The sign language sequence for 'menarik hati' consists of five strokes. Stroke 1: A hand with fingers spread, palm facing left, moves from the chest level down to the waist level. Stroke 2: The hand moves from the waist level up to the chest level. Stroke 3: The hand moves from the chest level up to the forehead level. Stroke 4: The hand moves from the forehead level down to the chest level. Stroke 5: The hand moves from the chest level down to the waist level.</p>		ə'træktiv	Menarik hati


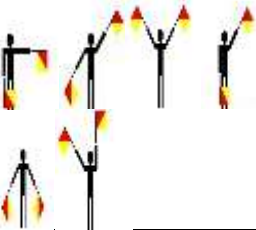
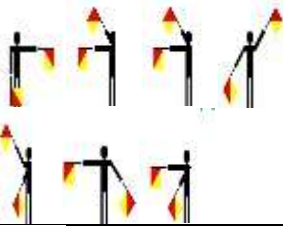
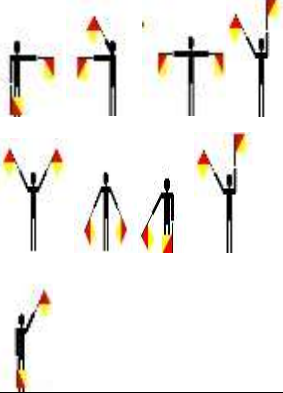

				
10			ə'weə	Sadar
11			blaɪnd	Buta
12			bo:d	Bosan
13			breiv	Berani


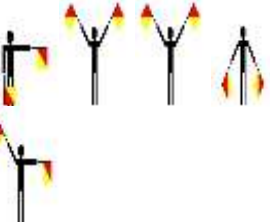
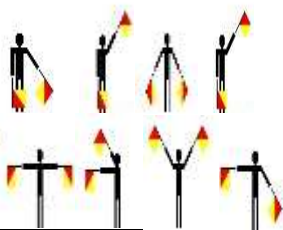
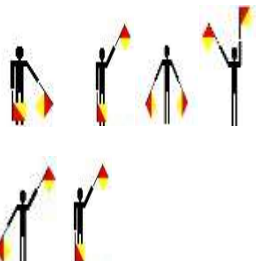
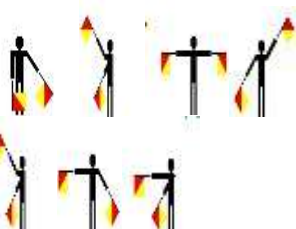
				
14			brait	Cerdik, Cemerlang
15			ʻbɪzɪ	Sibuk
16			ʻkeipəbl	Sanggup, Mampu
17			ʻkəəfʊl	Berhati-hati
18			ʻkəəlɪʃ	Sembrono,lalai


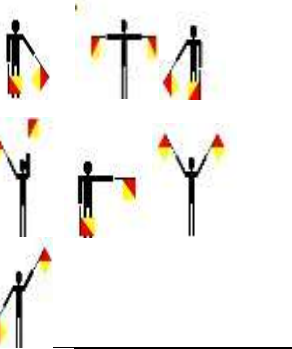
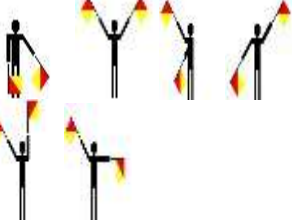
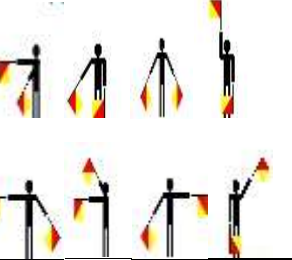

				
19			ˈkɔːʃəs	Waspada
20			ˈtʃiəfʊl	Gembira, Riang
21			ˈtʃaɪldɪʃ	Kekanak-kanakan



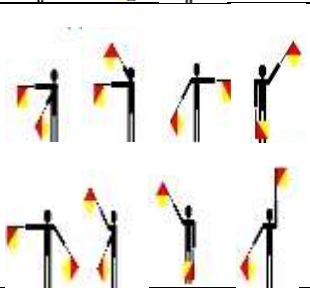
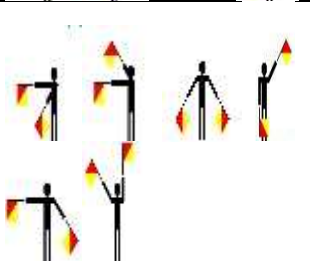
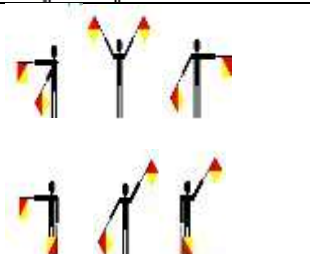
22			'klevə	Pintar
23			kəi	Malu-malu kucing
24			'kreizɪ	Gila, Sinting
25			'kruəl	Kejam Bengis
26			def	Tuli
27			'dɪɫɪdʒənt	Rajin

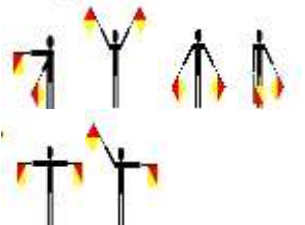

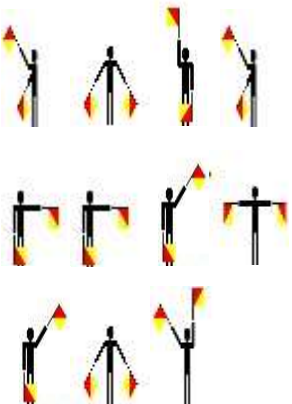
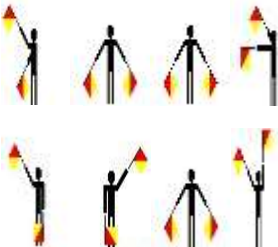

				
28			dɪsə'pointɪd	Kecewa
29			dɔl	tumpul otaknya, Bodoh
30			dɔm	Bisu
31			'i:gə	Ingin sekali, berhasrat
32			ɪk'saitɪd	Tergugah, tertarik


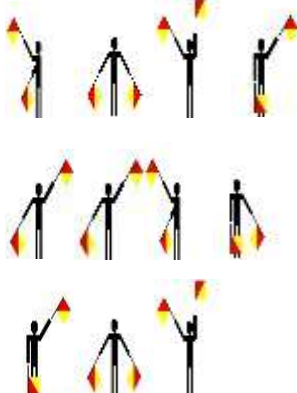
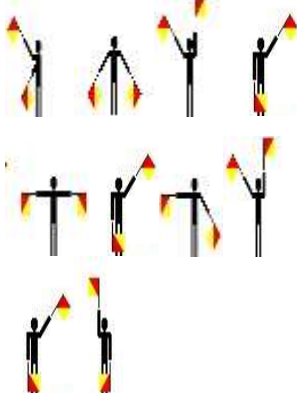
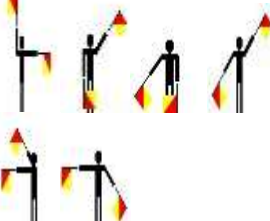
				
33			'flu:ənt	Lancar
34			'flu:lɪʃ	Tolol, Bodoh
35			'fə:tʃnɪt	Beruntung
36			frendli	Ramah tama

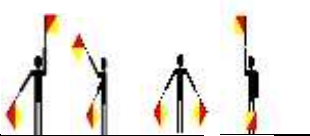


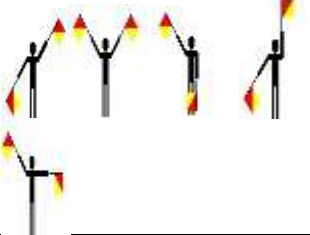
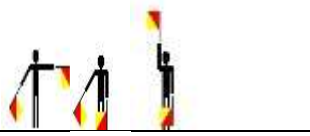
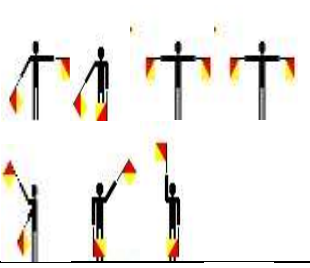

				
37			ʻfɒɪ	Lucu
38			ʻdʒenərəs	Dermawan
39			ʻdʒentl	Baik hati, lemah lembut
40			gɜ:lɪʃ	Kecewek-cewekan

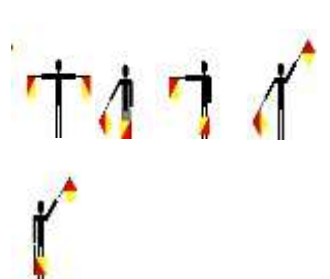
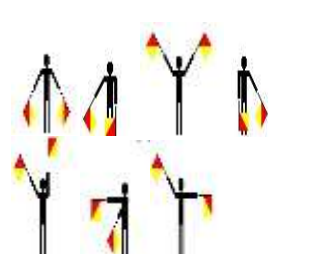
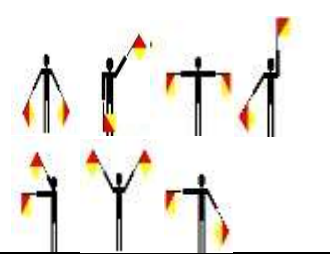

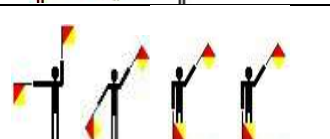
41			glæd	Gembira
42			ʻgreitful	Bersyukur, berterima kasih
43			ʻgiltı	Bersalah, Berdosa
44			ʻhænsəm	Ganteng
45			ʻhæpı	Gembira, Bahagia


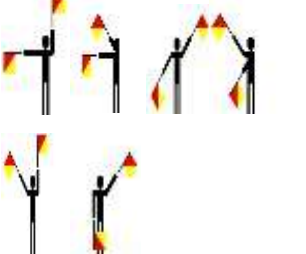
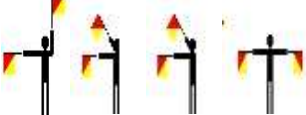

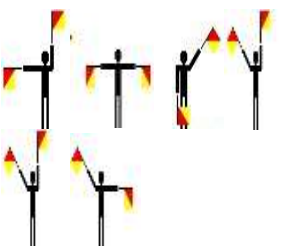

				
46			heløi	Sehat
47			ʿhoumsik	Selalu ingat rumah
48			ʿonist	Jujur
49			ʿhambɪ	Tawadhu

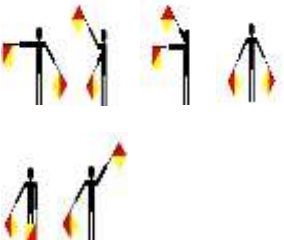

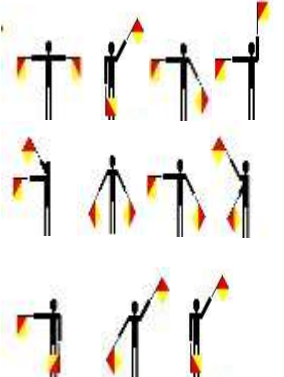


50			ḥʌŋgɾɪ	Lapar
51			II	Sakit (keras)
52			m' dɪfərənt	Acuh tak acuh
53			'inəsnt	Tidak bersalah
54			m'sein	Gila, sakit saraf

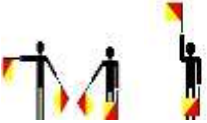
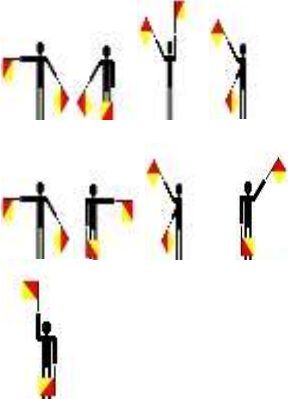
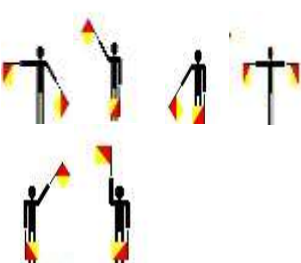
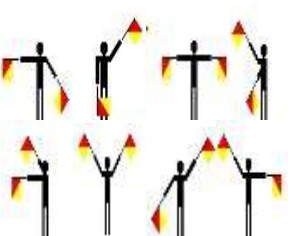

				
55			in 'telıdžənt	Cerdas, pandai
56			'intrıstıd	Tertarik (pada)
57			'dželəs	Iri hati, Cemburu


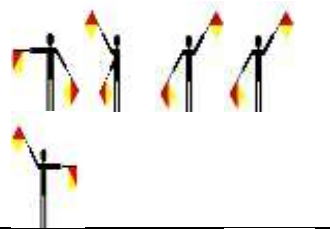
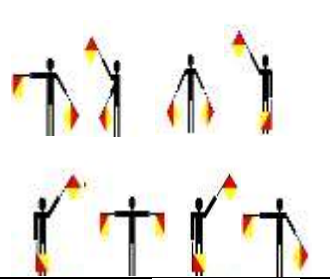
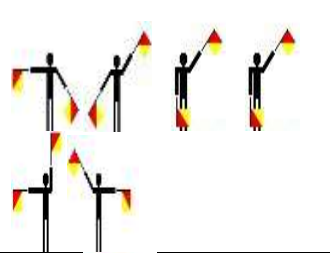
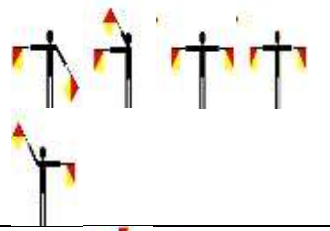

58			kaind	Baik hati
59			leit	Terlambat
60			leizi	Malas
61			ʼlakɪ	Beruntung
62			Mæd	Gila
63			ʼmærid	Sudah kawin
64			ʼmizərəbl	Sedih, sengsara


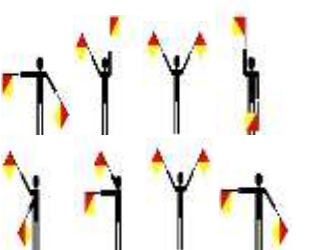
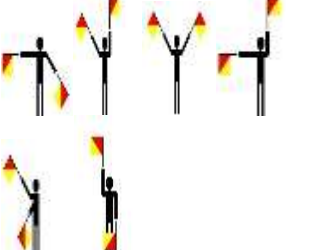
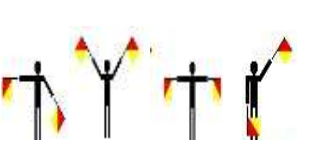

				
65			ˈnɑ:ti	Nakal
66			ˈnɜ:vəs	Gugup
67			ˈpeɪʃənt	Sabar
68			pli:zd	Senang, Gembira

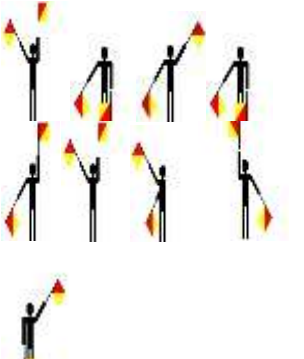


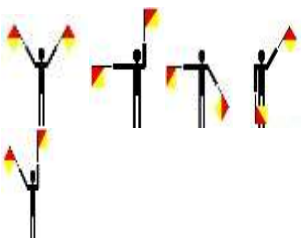
				
69			pə'lait	Sopan
70			Puə	Miskin
71			'preznt	Hadir, sekarang
72			'prɪtɪ	Cantik
73			pre'fəʃənəl	Ahli

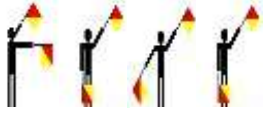




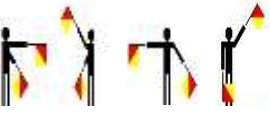

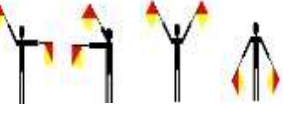

				
74			Praud	Angkuh, Sombong
75			ri'sponsəbl	Bertanggung jawab
76			ritʃ	Kaya
77			ru:d	Kasar

78			Sæd	Sedih
79			'sætisfaid	Puas
80			skeæd	Takut
81			'siorias	Sungguh-sungguh
82			ƒai	Malu

83			sik	Sakit
84			'siri	Tolol, bodoh
85			sin'siə	Tulus, jujur
86			'sli:pi	Mengantuk
87			'sori	Kasih, menyesal
88			'stindzi	Kikir

				
89			'styu:dyəs	Rajin
90			'styu:pɪd	Bodoh
91			ʃuə,ʃɔ:	Yakin benar
92			sə'praɪzd	Heran, terperanjat

93			'to:kətiv	Banyak bicara
94			'əɜ:stɪ	Haus
95			Taiəð	Capek, lelah
96			ɔp'set	Kesal, jengkel



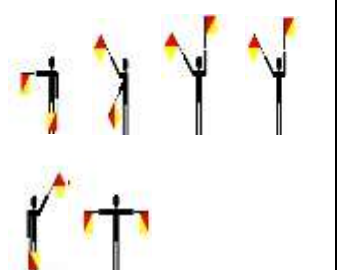
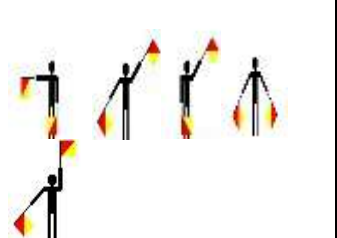
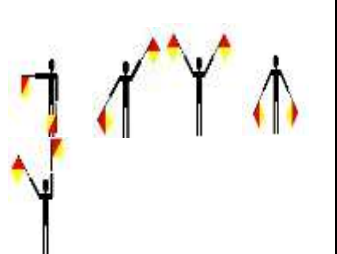

97	 		'wɛlkəm	Diperbolehkan, diizinkan
98	 		'wikɪd	Jahat
99			'wɪln̩	Bersedia, Sudi, Rela
100	 		Waiz	Bijaksana, Arif
101	 		yɔŋ	Muda, Belia

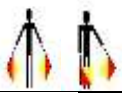

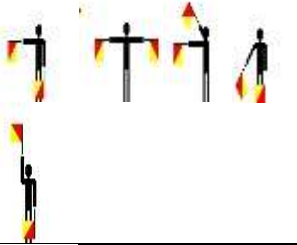
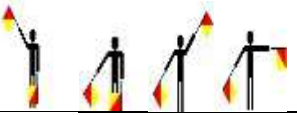
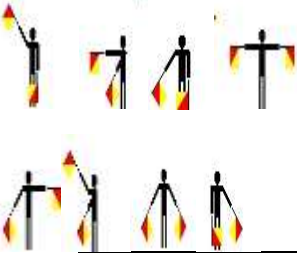

CHAPTER III ADJECTIVE III


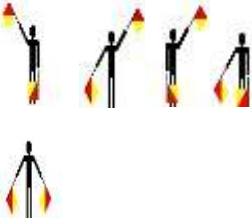
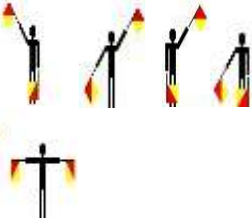
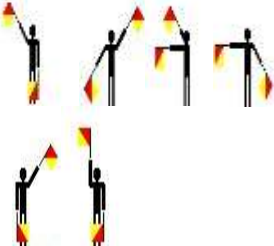
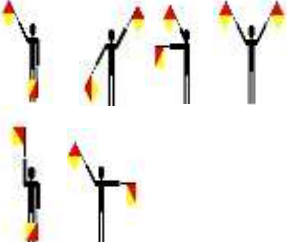
(Dipakai Khusus untuk Sifat Orang ataupun Sifat Benda)

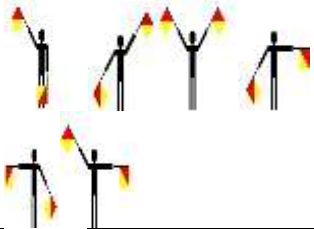
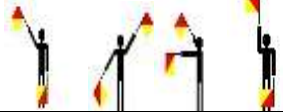

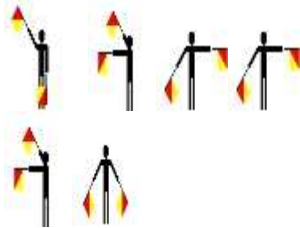

Isi kolom yang kosong dengan cara memecahkan sandi tersebut.

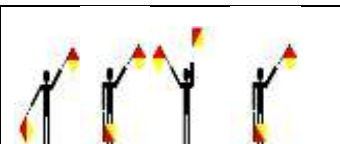
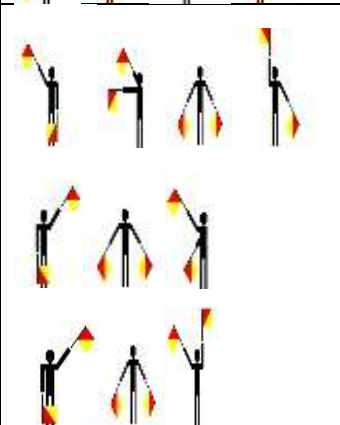
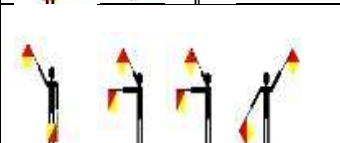
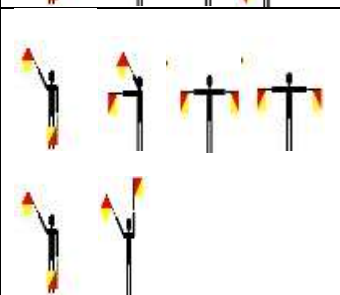
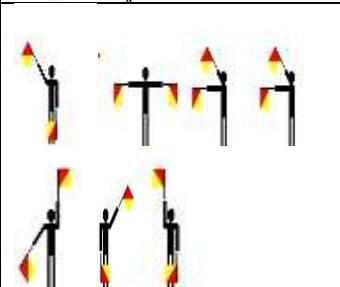
No	Semaphore	English	Pronunciation	Meaning
1	<p>The semaphore signals for 'available' are: 1. 1 flag up, 1 flag down, 1 flag down, 1 flag up. 2. 1 flag up, 1 flag down, 1 flag down, 1 flag up. 3. 1 flag up, 1 flag down, 1 flag down, 1 flag up. 4. 1 flag up, 1 flag down, 1 flag down, 1 flag up. 5. 1 flag up, 1 flag down, 1 flag down, 1 flag up.</p>		ə'veiləbl	Siap, tersedia
2	<p>The semaphore signals for 'canggung' are: 1. 1 flag up, 1 flag down, 1 flag down, 1 flag up. 2. 1 flag up, 1 flag down, 1 flag down, 1 flag up. 3. 1 flag up, 1 flag down, 1 flag down, 1 flag up. 4. 1 flag up, 1 flag down, 1 flag down, 1 flag up. 5. 1 flag up, 1 flag down, 1 flag down, 1 flag up.</p>		'ɔ:kwəd	Kaku, canggung
3	<p>The semaphore signals for 'bad' are: 1. 1 flag up, 1 flag down, 1 flag down, 1 flag up. 2. 1 flag up, 1 flag down, 1 flag down, 1 flag up. 3. 1 flag up, 1 flag down, 1 flag down, 1 flag up.</p>		bəd	Jelek, Buruk
4	<p>The semaphore signals for 'beautiful' are: 1. 1 flag up, 1 flag down, 1 flag down, 1 flag up. 2. 1 flag up, 1 flag down, 1 flag down, 1 flag up. 3. 1 flag up, 1 flag down, 1 flag down, 1 flag up. 4. 1 flag up, 1 flag down, 1 flag down, 1 flag up. 5. 1 flag up, 1 flag down, 1 flag down, 1 flag up.</p>		'byu:tiful	Bagus, Indah

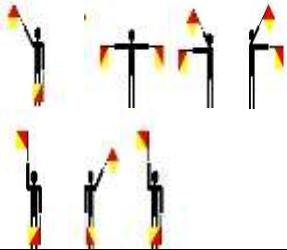
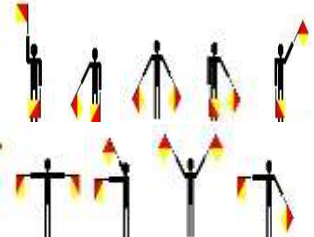

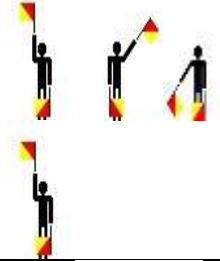
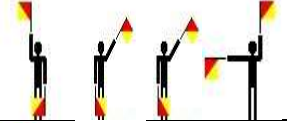
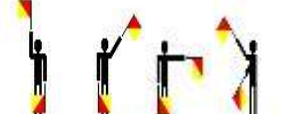
				
5			big	Besar, Luas
6			'bitə	Pahit
7			blæŋk	Kosong tanpa lisan
8			blant	Tumpul
9			bə:riŋ	Membosankan


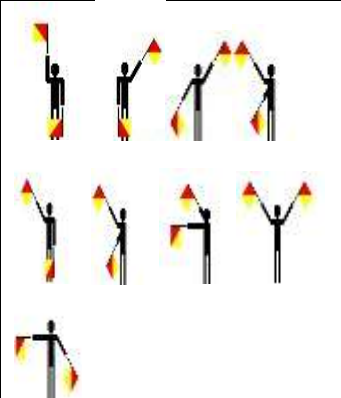
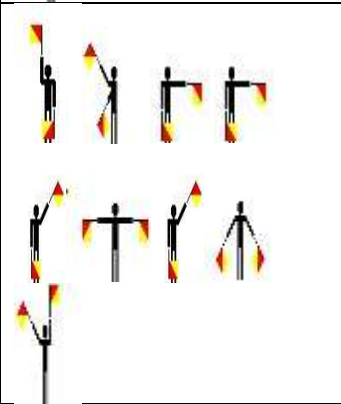
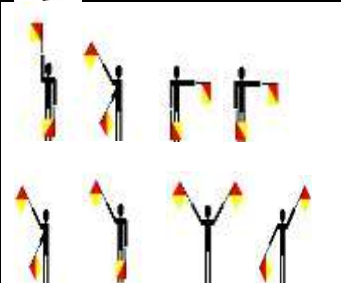
				
10			bri:f	Ringkas, singkat
11			brɔ:d	Luas, lebar
12			ka:m	Tenang, tenteram
13			ˈtʃa:miŋ	Mempersonaka n, elok
14			ˈtʃi:p	Murah, kikir






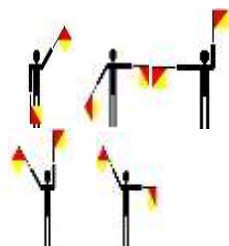
				
15			kli:n	Bersih
16			kliə	Jelas, terang
17			klouzd	Tertutup
18			klaudı	Mendung, berawan

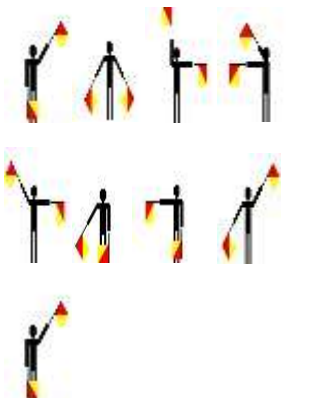
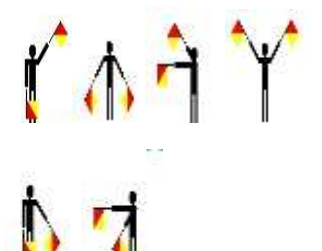
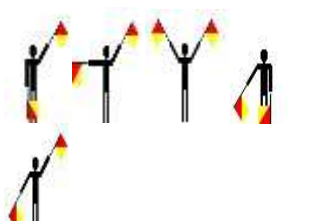
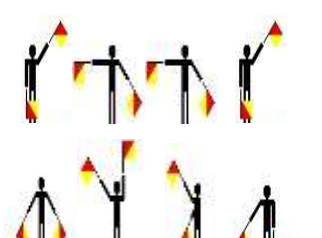
19			`klamzi	Kaku, kikuk
20			kould	Dingin
21			`kamfətəbl	Enak, senang
22			`kəmən	Umum
23			kəm`pli:t	Sempurna


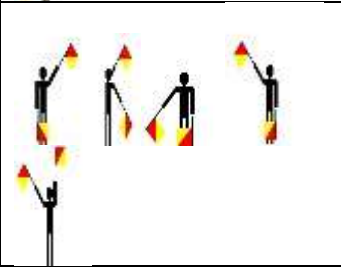
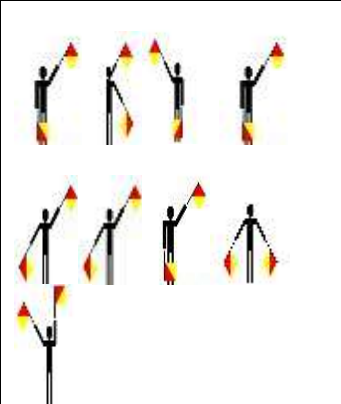
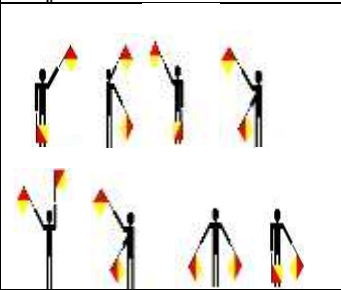
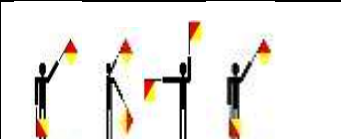
				
24			kən'vi:nyənt	Muda, enak, baik sekali
25			ku:l	Sejuk
26			kə'rekt	Benar
27			'krukɪd	Bengkok

28			kraudid	Ramai
29			'deindʒərəs	Berbahaya
30			da:k	Gelap
31			ded	Mati, meninggal
32			di:p	Dalam
33			'definit	Jelas, pasti, tentu


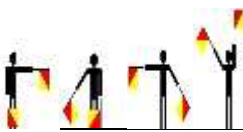

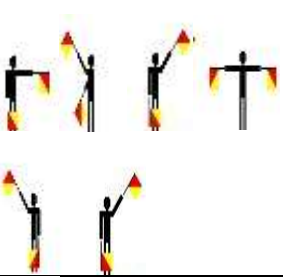
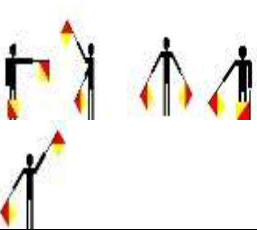
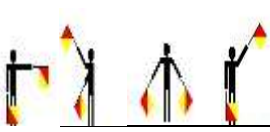

				
34			dí lífæs	Lezat, enak
35			dífrønt	Lain, berbeda
36			dífikølt	Sulit, sukar

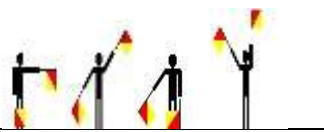



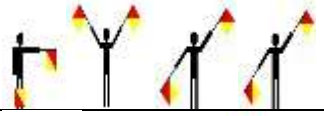
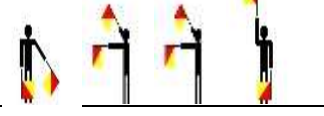

				
37			ʻdɜ:ɪ	Kotor
38			drai	Kering
39			ʻɜ:lɪ	Cepat, pagi-pagi
40			ʻi:zɪ	Mudah
41			ʻemptɪ	Kosong


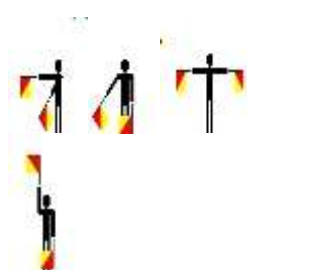
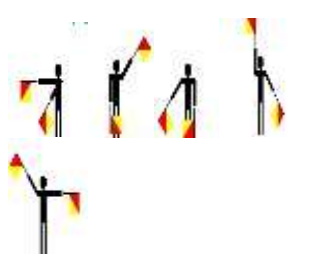
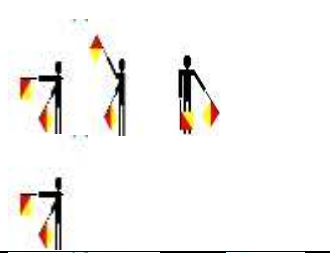
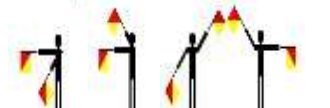


102			m'dzoiəbl	Menyenangkan
42			i'nɒf	Cukup
43			i:kwəl	Sama, sebanding
44			i'senʃl	Perlu, sangat penting

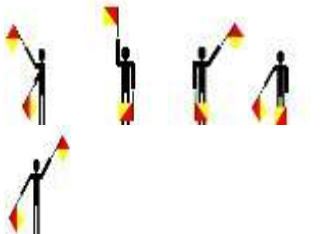
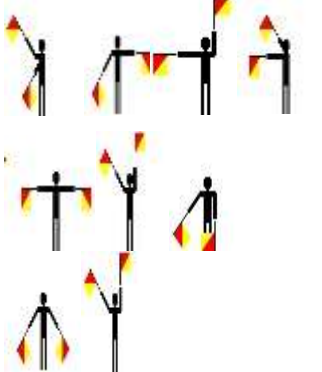
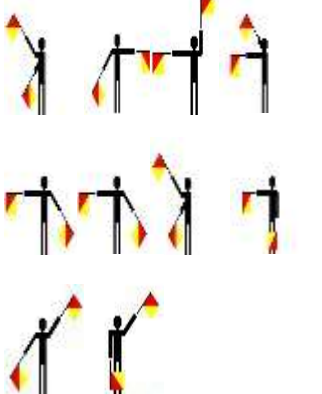
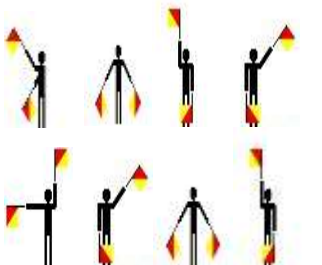
				
45			ig'zækt	Tepat, betul
46			'eksələnt	Istimewa, sangat baik
47			ik'saitŋ	Mengairahkan
48			iks'pensiv	Mahal


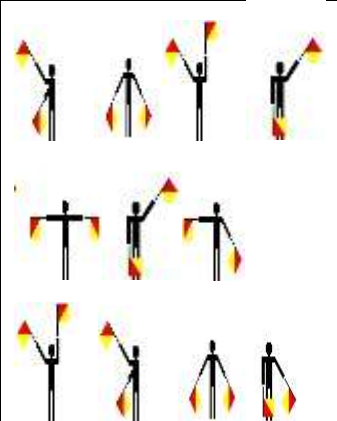
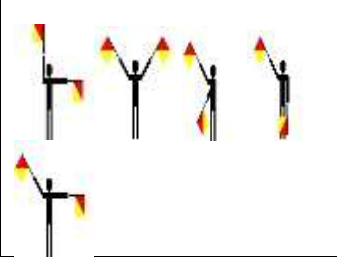
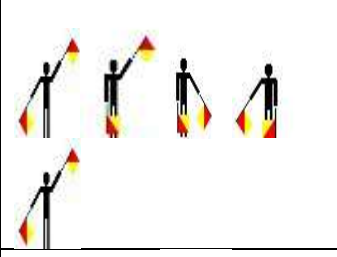

49			fəə	Adil, bijaksana
50			fə:ls	Salah, palsu
51			fə'milyə	Dikenal, tak asing
52			'feiməs	Terkenal


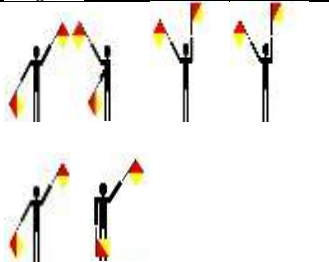
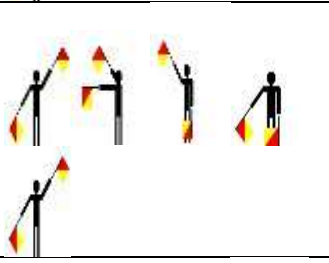
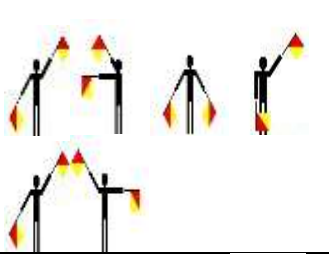
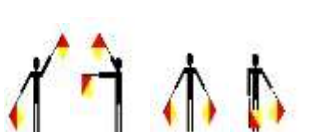
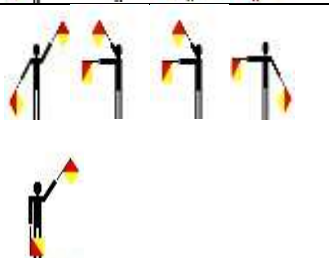
53			fa:	Jauh
54			fa:st	Cepat
55			Fæt	Gemuk
56			fæs	Ganas, kejam
57			ʿfainəl	Akhir, terakhir
58			fain	Bagus
59			fit	Cocok, pantas

60			Flæt	Datar
61			fõ:ml	Resmi
62			fri:	Bebas
63			fref	Segar
64			ful	Penuh, kenyang
65			gud	Bagus
66			greit	Besar, agung

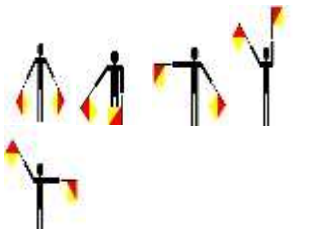
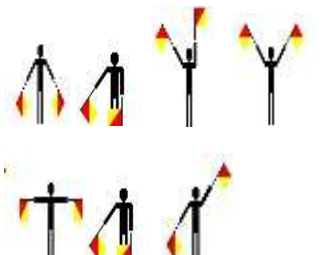


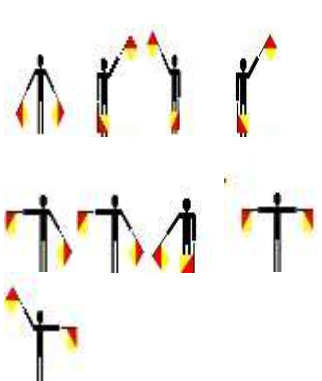
				
67			ha:d	Sulit, keras
68			'hevi	Berat
69			Hai	Tinggi
70			houli	Suci, kudus
71			hot	Panas
72			Hyu:dʒ	Sangat besar

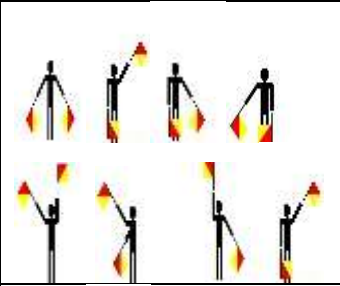


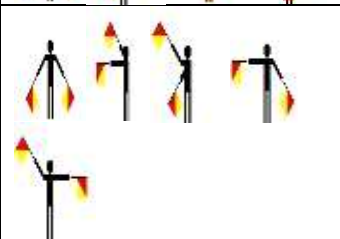
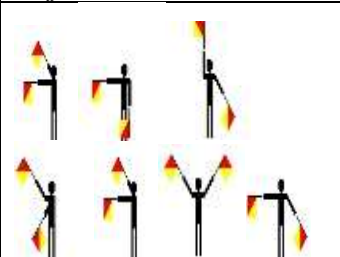
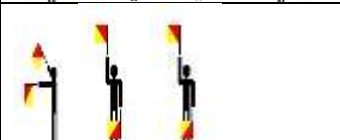
73			'aidɪəl	Sesuai dengan cita-cita
74			ɪm'pɔ:tənt	Penting
75			ɪm'pɔsəbl	Mustahil
76			ɪndɪ'pendənt	Merdeka, bebas

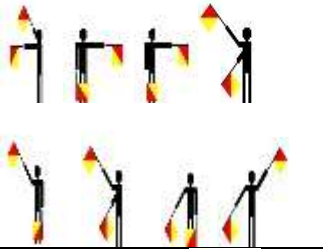

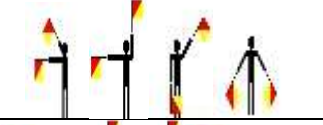
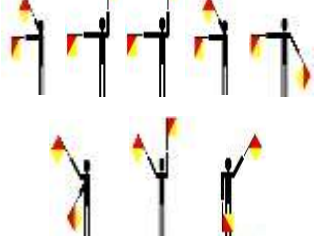
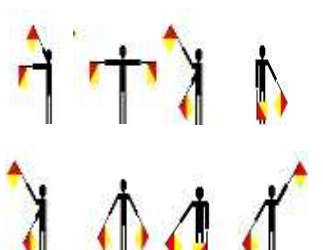

				
77			ʻintristɪŋ	Menarik
78			ʻdʒu:sɪ	Berair seperti jus
79			ʻli:gl	Sah menurut hukum
80			Lait	Terang, ringan

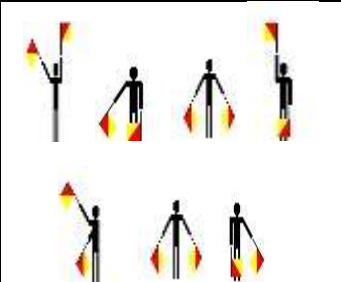


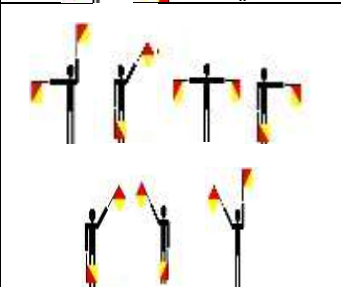

				
81			lrl	Kecil
82			'loukl	Setempat
83			lounlr	Sunyi, sepi
84			lon	Panjang
85			lu:s	Longgar

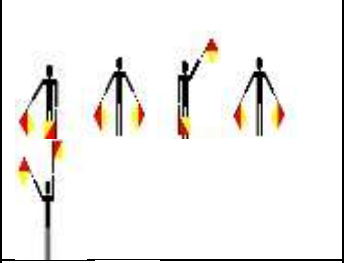
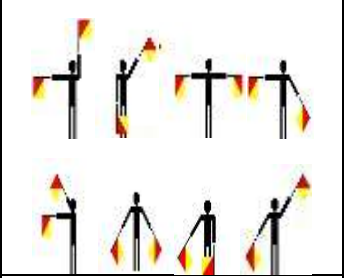
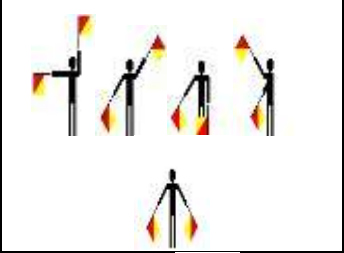
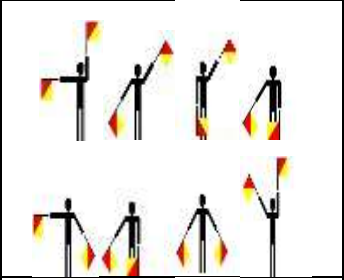

86	<p>A sequence of seven hand signs for the word 'Laud'. The signs involve various hand positions and movements, including one sign where the hand is held vertically with fingers spread.</p>		Laud	Keras (suara)
87	<p>A sequence of seven hand signs for the word 'lavli'. The signs involve hand movements that suggest a decorative or aesthetic quality.</p>		lavli	Cantik, menawan
88	<p>A sequence of three hand signs for the word 'lou'. The signs involve hand positions that suggest a low or downward direction.</p>		lou	Rendah
89	<p>A sequence of ten hand signs for the word 'ma:vələs'. The signs involve hand movements that suggest a high quality or a state of completion.</p>		'ma:vələs	Bagus sekali
90	<p>A sequence of seven hand signs for the word 'nərou'. The signs involve hand positions and movements that suggest a narrow or restricted space.</p>		'nərou	Sempit

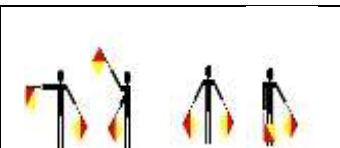
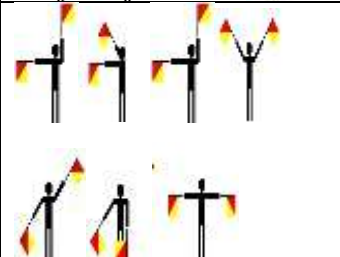
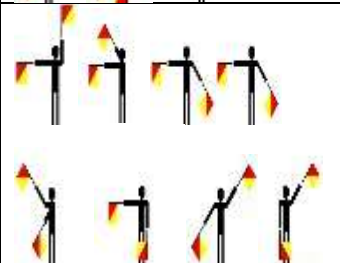
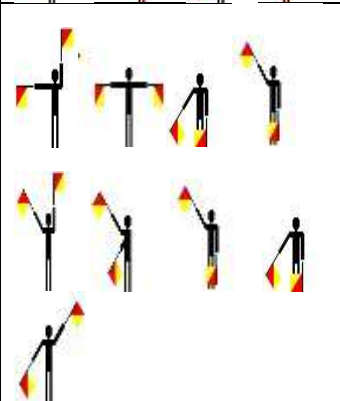

91			'na:stɪ	Jelek, kotor
92			'næfərə	Alami, wajar
93			nə	Dekat
94			ni:t	Neces, rapi
95			'nesɪsəri	Perlu

96			ʻnegətv	Negatif
97			nyu:	Baru
98			nais	Enak, manis
99			ʻnəizi	Ribut
100			ʻəbvɪəs	Kentara, jelas
101			əd	Ganjil, aneh



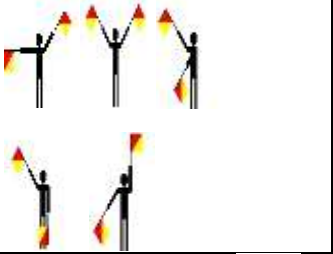
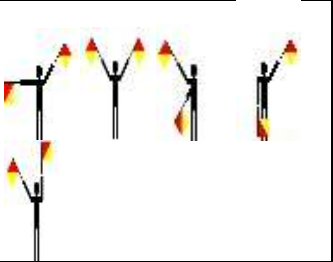


102			ə'fɪʃəl	Resmi
103			Ould	Tua
104			'oʊpən	Terbuka
105			'əʊpəzɪt	Berlawanan, berhadapan
106			ə'ɹɪdʒənəl	Asli
107			aut'stændɪŋ	Terkemuka, terkenal

				
108			peil	Pucat
109			pə'ʔikyulə	Khusus
110			pɜ:fikt, pɜ:ʔfekt	Sempurna, lengkap
111			ʔpɜ:mənənt	Kekal, tetap

				
112			´pɜ:snl	Pribadi, perorangan
113			Plein	Sederhana, apadanya
114			´plɜ:znt	Menyenangkan
115			´plɜ:zɪŋ	Yang menyenangkan

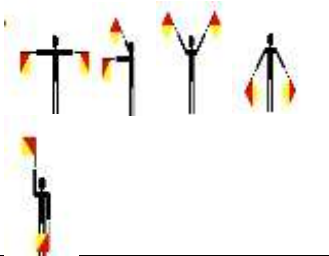
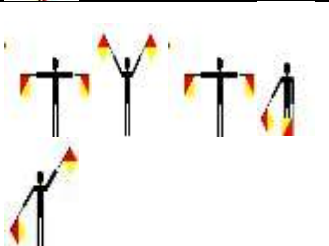
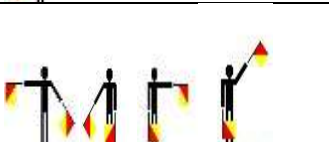
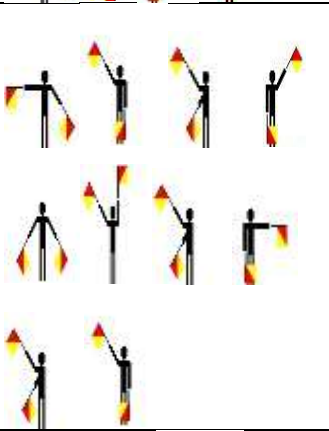
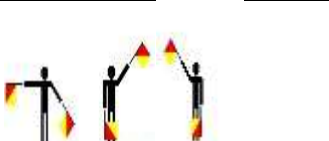
				
116			´popyulə	Populer
117			´pəsəble	Mungkin
118			præktıkl	Praktis
119			´prınsəpl	Terpenting, utama

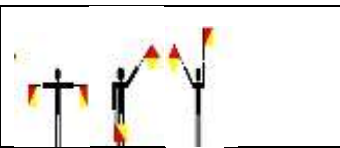
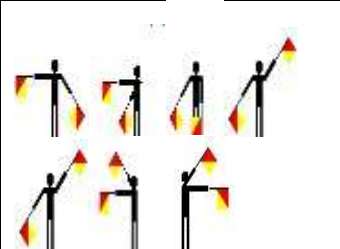

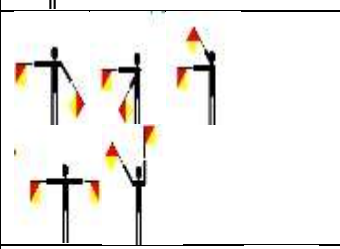
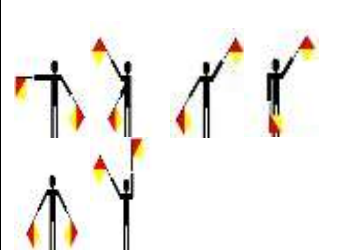
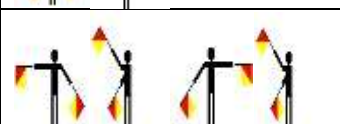
120			ʼpraivɪt	Pribadi, rahasia, swasta
121			ʼprɔbɔbl	Mungkin, barangkali
122			ʼprɔpɛ	Layak
123			prɔblɪk	Umum


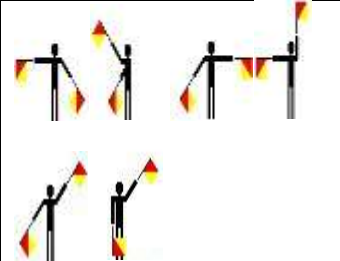
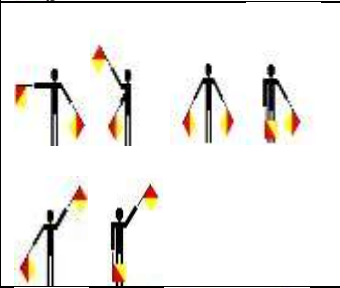
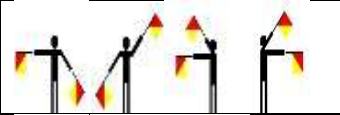
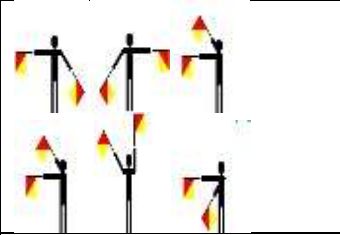
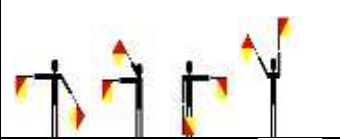

				
124			pyuə	Suci, murni, bersih
125			kwik	Cekatan, cepat tenang
126			ˈkwaɪət	Tenang
127			ˈræpɪd	Cepat, laju
128			rɛə	Jarang

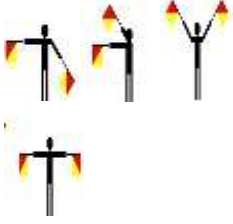
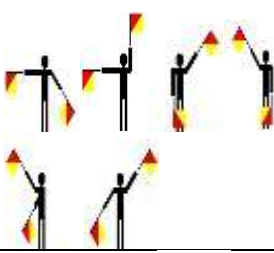

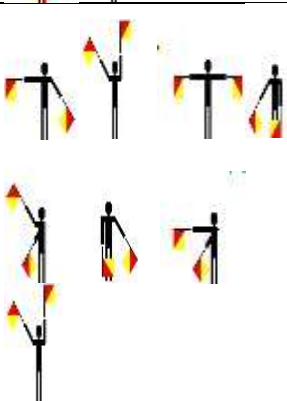
129			rə:	Mentah
130			ʻredı	Siap
131			ʻri:sənt	Baru-baru ini
132			ʻregyulə	Teratur
133			rı ʻlıdʒəs	Alim, bersifat agama

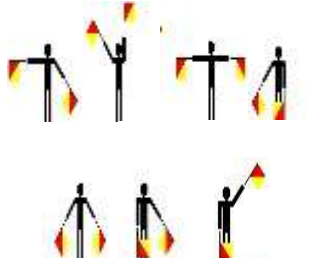
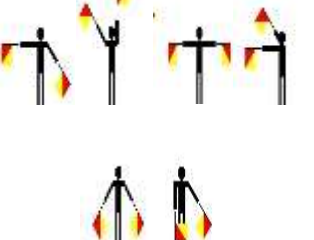
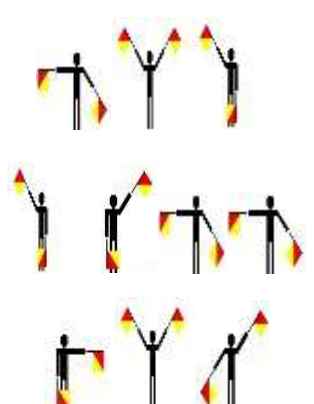
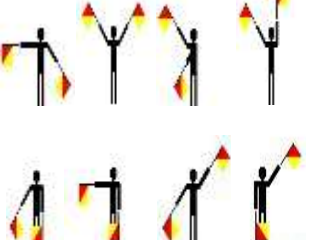
134			ri'ma:kəbl	Menakjubkan
135			rait	Benar
136			raip	Masak, matang
137			raf	Kasar

138			Raund	Bundar
139			'ruərəl	Berkenaan dengan desa
140			Seif	Aman, selamat
141			saiən'tifik	Ilmiah
142			'sik:rit	Rahasia

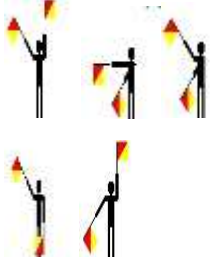
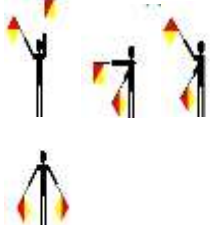
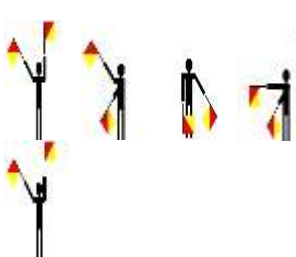
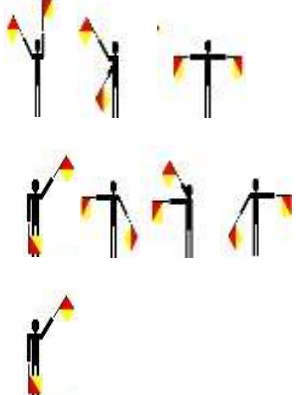

				
143			ʃælou	Dangkal
144			ʃa:p	Tajam
145			ʃo:t	Pendek
146			sailənt	Diam-diam tenang
147			ʃsimilə	Sama, serupa


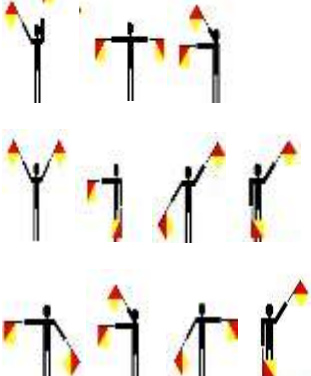

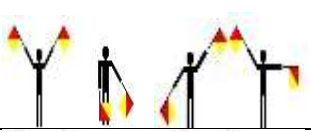
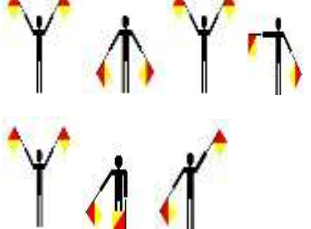
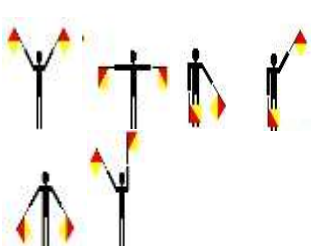
				
148			'simpl	Sederhana, mudah
149			singl	Tunggal, bujangan
150			Slou	Lambat
151			smu:ə	Halus, licin, lancar
152			'soft	Empuk , lembut
153			sə:	Nyeri, sakit

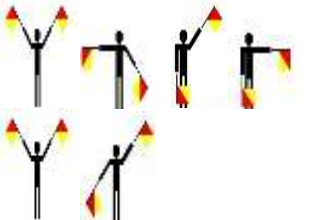

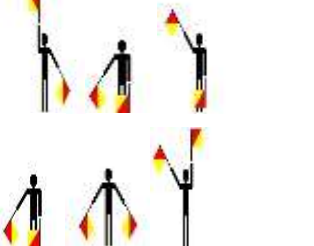
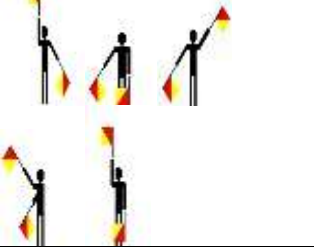

154			'sauə	Asam, masam
155			'speŋl	Khusus, istimewa
156			'stedr	Mantap
157			Streit	Lurus



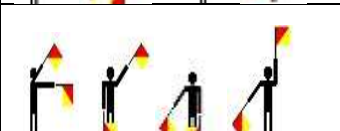

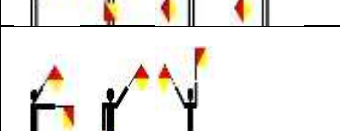

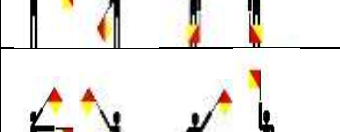
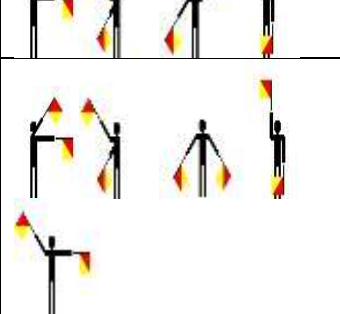
158			streindʒ	Aneh
159			ˈstrɒŋ	Kuat
160			səkˈsesfʊl	Sukses
161			ˈsyu:təbl	Sesuai, pantas


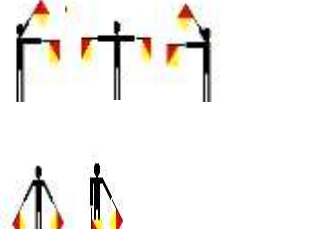
162	<p>Hand signs for 'Mengherankan': A sequence of 10 signs. The first two rows each contain four signs, and the third row contains two signs. The signs involve various hand positions and movements, including holding flags and pointing.</p>		sə'praizŋ	Mengherankan
163	<p>Hand signs for 'Manis': A sequence of 5 signs. The first row contains four signs, and the second row contains one sign. The signs involve holding flags and pointing.</p>		swi:t	Manis
164	<p>Hand signs for 'Tinggi': A sequence of 3 signs. Each sign involves holding a flag and pointing upwards.</p>		tɔ:l	Tinggi
165	<p>Hand signs for 'Menakutkan, jelek, mengerikan': A sequence of 7 signs. The first row contains three signs, the second row contains three signs, and the third row contains one sign. The signs involve holding flags and pointing.</p>		'terɪbl	Menakutkan, jelek, mengerikan

166			øk	Tebal
167			øn	Tipis , kurus
168			tait	Ketat, kikir
169			ʼtaəsəm	Melelahkan
170			tʌf	Keras, sulit

				
171			ʻtrʌblsəm	Menyusahkan
172			tru:	Benar
173			ʻʌgli	Buruk, jelek
174			ʌn ʻyu:zuəl	Luar biasa
175			ʻə:dʒənt	Penting, mendesak

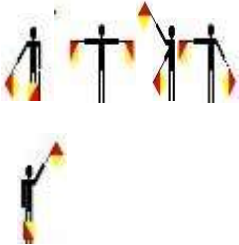



176			ʻyu:sful	Berguna
177			ʻyu:zuəl	Biasa, lazim
178			ʻveikənt	Kosong, lowong
179			ʻvæliɔ	Sah, berlaku
180			ʻvælyuəbl	Bernilai, berharga


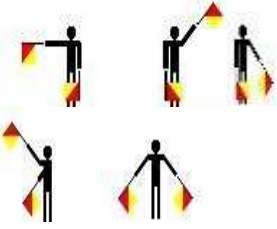


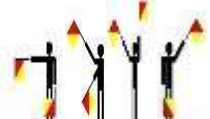
				
181			wɔ:m	Hangat
182			wi:k	Lemah
183			Wel	Sehat, baik- baik
184			Wet	Basah
185			Waid	Lebar
186			Waid	Liar, buas
187			ʻwindɪ	Berangin banyak




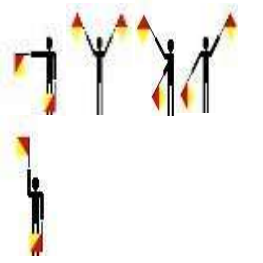

188			ʼwΛndəful	Bagus, indah
189			rəŋ	Salah


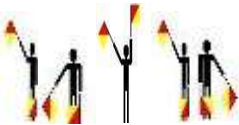
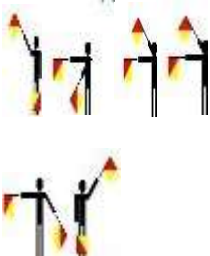
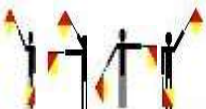
CHAPTER IV VOCABULARY VERBS



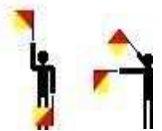

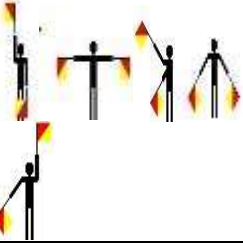

Isi kolom yang kosong dengan cara memecahkan sandi tersebut.


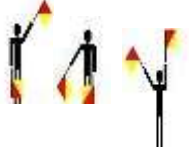


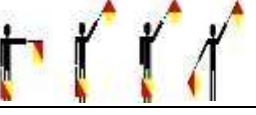
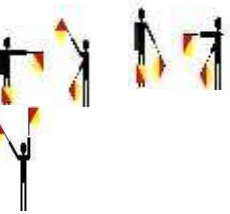
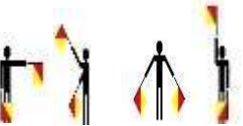
No	Semaphore	English	Pronunciation	Meaning
1			ə'raɪz	Timbul
2			bəə	Menahan, Melahirkan
3			bi:t	Kalahkan, memukul
4			bi'kʌm	Menjadi, Jadi


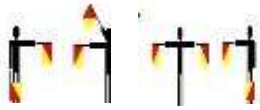
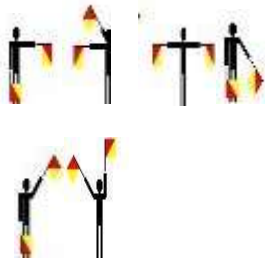
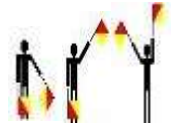

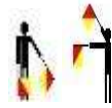
				
5			bi'gin	Mulai
6			bend	Membengkokkan
7			baind	Mengikatkan
8			bait	Menggigit









9			blou	Meniup, Berhembus
10			breik	Merusak, Melanggar
11			bring	Membawa
12			bild	Membangu n
13			b3:n	Membakar


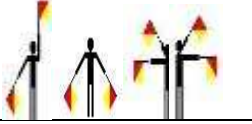
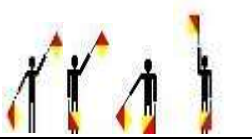


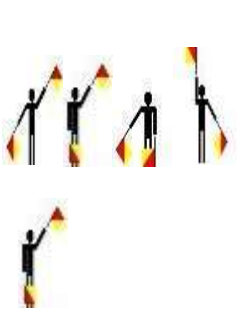
14			bai	Membeli
15			katf	Menangkap
16			fu:z	Memilih
17			kΛm	Datang

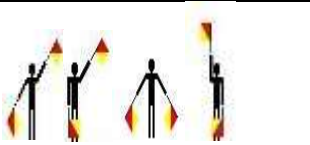
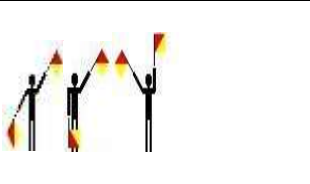
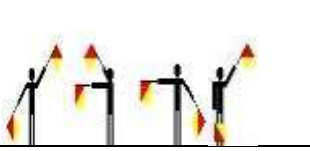
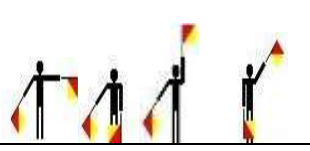
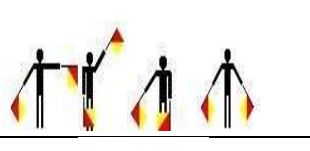
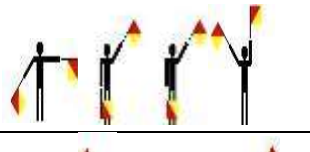
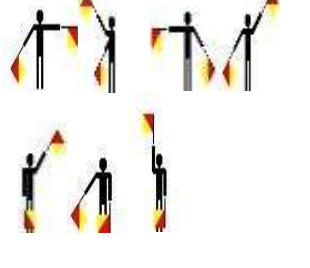
18			kat	Mengiris, memotong
19			dig	Menggali
20			du:	Mengerjaka n, Melakukan
21			dro:	Menarik, Menggamba r
22			drɪŋk	Minum
23				Mengemudi ,

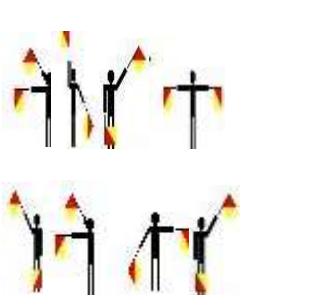


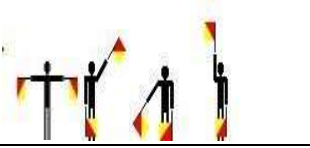


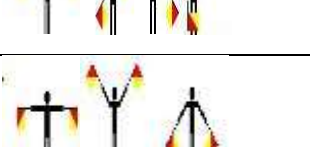
			draiv	Mengendara i, Mendorong
24			i:t	Makan
25			fɔ:l	Jatuh
26			fi:d	Memberi Makan
27			fi:l	Meraba,Mer asa
28			fait	Berkelahi, Berjuang
29			faind	Menemukan


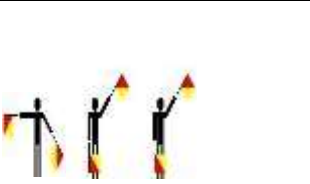

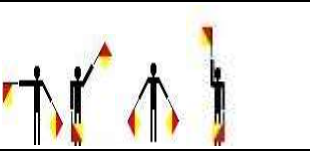
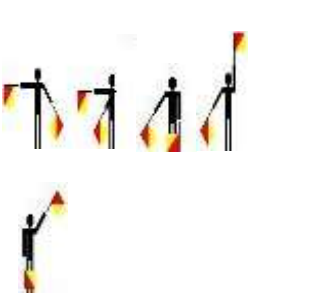
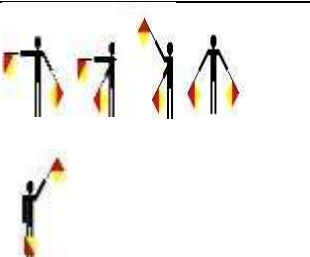
30			flai	Terbang, Menerbang kan
31			fə'bid	Melarang
32			fə'get	Melupakan, Lupa
33			get	Memperole h
34			giv	Memberi
35			gou	Pergi

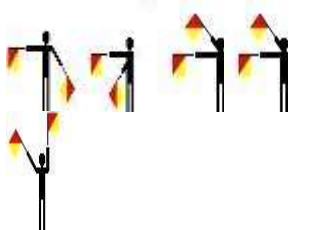
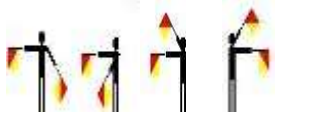

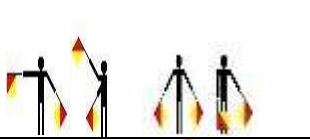
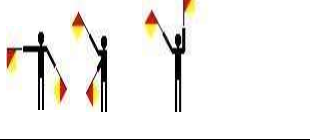
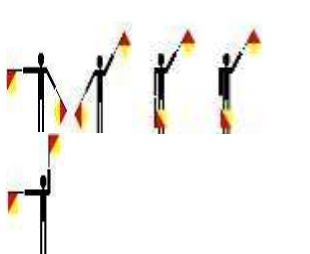
36			grou	Tumbuh, menanam
37			hæŋ	Gantung, Menggantung
38			hæv	Mempunyai
39			hɪə	Mendengar
40			haid	Bersembunyi, Menyembunyikan
41			hɪt	Memukul
42			hould	Memegang, Mengadakan
43			hɜ:t	Melukai, Menyakiti

44			ki:p	Menyimpan
45			nou	Mengetahui , Mengenal
46			li:d	Membina, Memimpin
47			li:p	Melompat
48			l3:n	Belajar
49			li:v	Meninggalk an, Berangkat


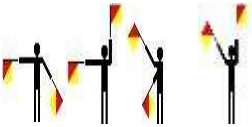
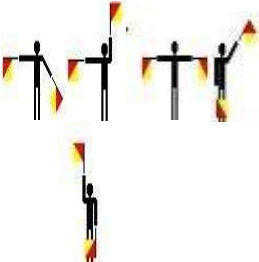
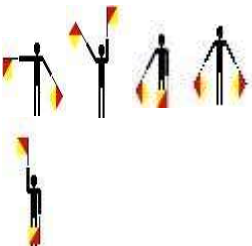
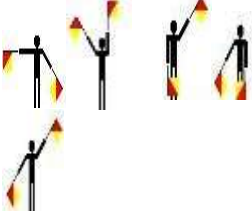
50			lend	Meminjam
51			let	Membiarkan, membolehkan
52			lu:z	Hilang, kehilangan
53			meik	Membuat
54			mi:n	Bermaksud, berarti
55			mi:t	Bertemu dengan
56			mɪsli:d	Menyesatkan

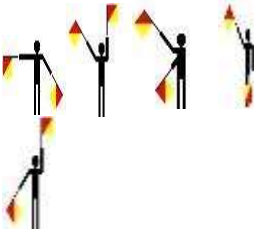
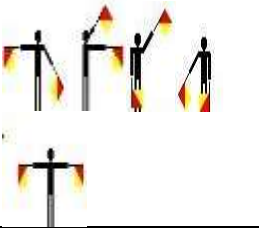
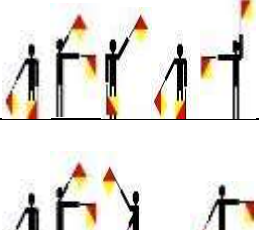
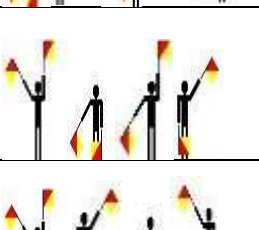


57			ουε'κλμ	Mengatasi
58			pei	Membayar
59			put	Meletakkan
60			ri:d	Membaca
61			ριη	Berbunyi, m embunyikan
62			rais	Naik, Terbit, Timbul
63			ran	Lari

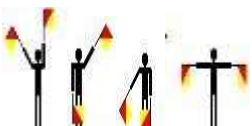

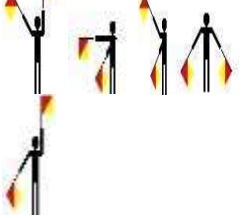

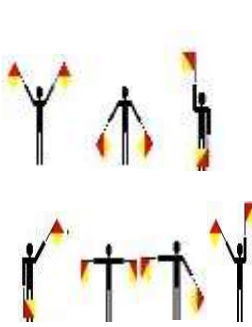
64			sei	Mengatakan , Bilang
65			si:	Melihat, bertemu dengan
66			sel	Menjual
67			send	Mengirim
68			jeik	Menggonca ngkan, Mengocok
69			jein	Bercahaya

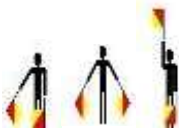
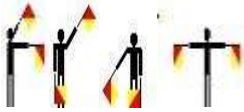

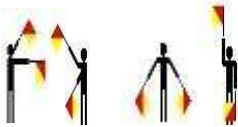

70			ʃu:t	Menembak
71			ʃou	Menunjukk an
72			ʃʌt	Menutup
73			sɪŋ	Menyanyi
74			sɪt	Duduk
75			sli:p	Tidur

76	<p>A sequence of five stick figures holding flags. The first figure holds the flag horizontally. The second figure holds the flag vertically. The third figure holds the flag diagonally upwards. The fourth figure holds the flag diagonally downwards. The fifth figure holds the flag vertically.</p>		smel	Mencium, berbau
77	<p>A sequence of five stick figures holding flags. The first figure holds the flag horizontally. The second figure holds the flag vertically. The third figure holds the flag diagonally upwards. The fourth figure holds the flag diagonally downwards. The fifth figure holds the flag vertically.</p>		spi:k	Berbicara
78	<p>A sequence of five stick figures holding flags. The first figure holds the flag horizontally. The second figure holds the flag vertically. The third figure holds the flag diagonally upwards. The fourth figure holds the flag diagonally downwards. The fifth figure holds the flag vertically.</p>		spel	Mengeja
79	<p>A sequence of five stick figures holding flags. The first figure holds the flag horizontally. The second figure holds the flag vertically. The third figure holds the flag diagonally upwards. The fourth figure holds the flag diagonally downwards. The fifth figure holds the flag vertically.</p>		spend	Menghabisk an, memakai (waktu luang)
80	<p>A sequence of five stick figures holding flags. The first figure holds the flag horizontally. The second figure holds the flag vertically. The third figure holds the flag diagonally upwards. The fourth figure holds the flag diagonally downwards. The fifth figure holds the flag vertically.</p>			

			spil	Tumpah, Menumpahkan
81			spit	Meludahi, Berludah
82			spred	Membentangkan, Menyiarkan
83			staend	Berdiri
84			steal	Mencuri

85			stik	Menempelk an, merekatkan
86			swεə	Bersumpah
87			sw:p	Menyapu
88			swim	Berenang
89			Teik	Membawa, Mengambil
90			ti:tʃ	Mengajar

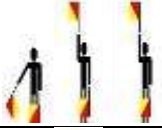

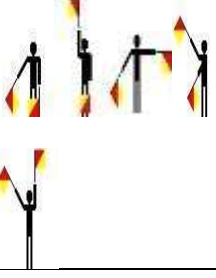
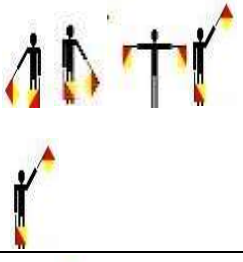

91			Teə	Merobek
92			Tel	Ceritakan, Mengatakan kepada
93			əɪŋk	Berfikir, Mengira
94			erou	Melemparkan, Melempar
95				


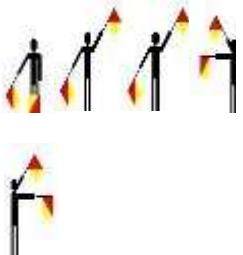
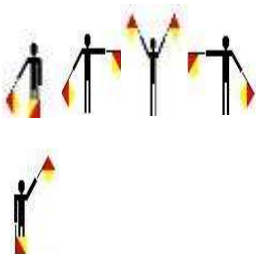
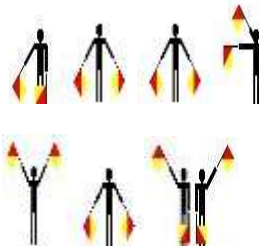
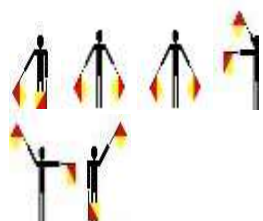
			andə'stænd	Mengerti
96			wəə	Memakai
97			wɪn	Menang, Memenangkan
98			waind	Memutar
99			rait	Menulis

CHAPTER V COMMON REGULER VERBS

Isi kolom yang kosong dengan cara memecahkan sandi tersebut


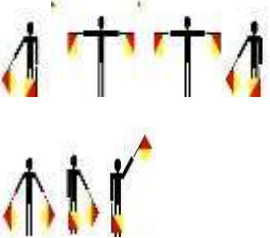
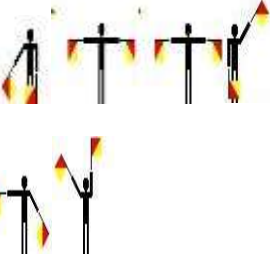
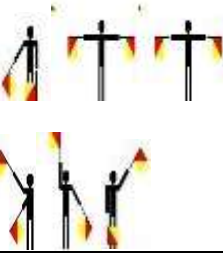
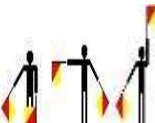
No	Semaphore	English	Pronunciation	Meaning
1	<p>The semaphore signals for 'accept' are: A, C, C, E, P, T. The first 'C' is formed by two flags at 45 degrees, the second 'C' by two flags at 135 degrees, 'E' by one flag horizontal and one vertical, 'P' by one flag horizontal and one vertical, and 'T' by two flags horizontal.</p>		ək'sept	Menerima
2	<p>The semaphore signals for 'accompany' are: A, C, C, O, M, P, A, N, Y. The first 'C' is formed by two flags at 45 degrees, the second 'C' by two flags at 135 degrees, 'O' by one flag horizontal and one vertical, 'M' by one flag horizontal and one vertical, 'P' by one flag horizontal and one vertical, 'A' by one flag horizontal and one vertical, 'N' by one flag horizontal and one vertical, and 'Y' by one flag horizontal and one vertical.</p>		ə'kʌmpəni	Menemani
3	<p>The semaphore signals for 'accuse' are: A, C, C, U, S, E. The first 'C' is formed by two flags at 45 degrees, the second 'C' by two flags at 135 degrees, 'U' by one flag horizontal and one vertical, 'S' by one flag horizontal and one vertical, 'E' by one flag horizontal and one vertical.</p>		ə'kyu:z	Menuduh

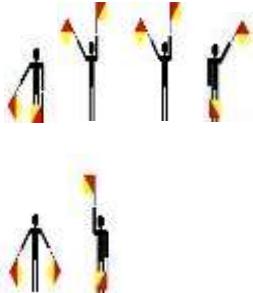
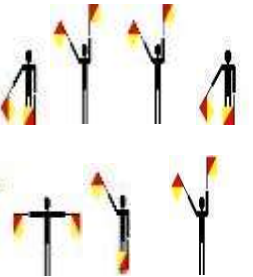
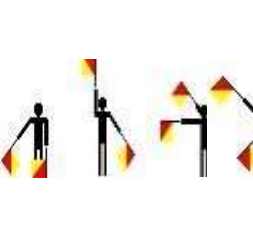
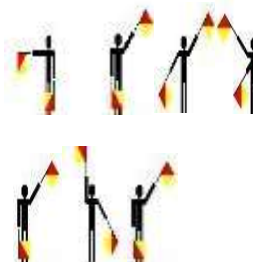
4			Æd	Menambah
5			əd'maio	Mengagumi
6			əd'mit	Mengaku(i)
7			ə'gri:	Setuju
8			əd'vaiz	Menasihati


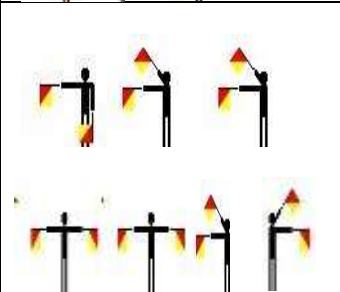
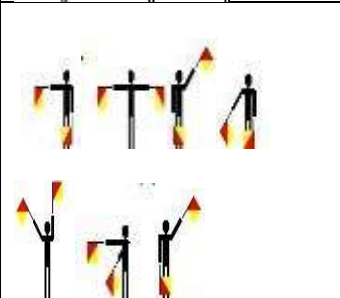
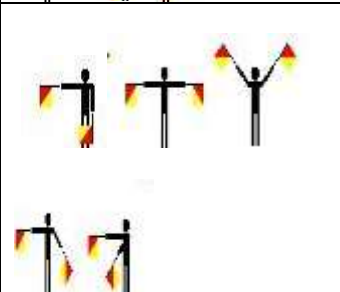
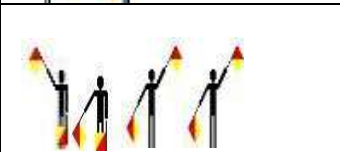
				
9			ə'lau	Mengisinkan
10			ə'myu:z	Menhibur
11			ə'nauns	Mengumumkan
12			ə'noi	Mengganggu, Menjengkelkan

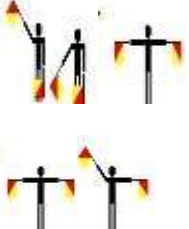
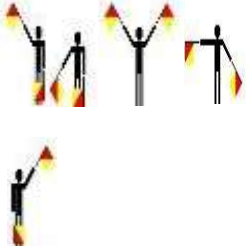
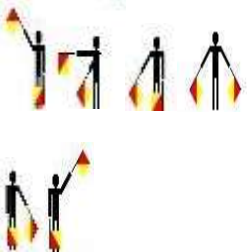

13	<p>Hand signs for 'Menjawab' (Answer): A sequence of four signs. The first sign shows a hand with the index finger pointing up and the thumb pointing right. The second sign shows a hand with the index finger pointing up and the thumb pointing left. The third sign shows a hand with the index finger pointing up and the thumb pointing right. The fourth sign shows a hand with the index finger pointing up and the thumb pointing left.</p>		'a:nso	Menjawab
14	<p>Hand signs for 'Mohon maaf' (Apologize): A sequence of five signs. The first sign shows a hand with the index finger pointing up and the thumb pointing right. The second sign shows a hand with the index finger pointing up and the thumb pointing left. The third sign shows a hand with the index finger pointing up and the thumb pointing right. The fourth sign shows a hand with the index finger pointing up and the thumb pointing left. The fifth sign shows a hand with the index finger pointing up and the thumb pointing right.</p>		ə'pələdzaiz	Mohon maaf
15	<p>Hand signs for 'Nampak, Muncul' (Appear): A sequence of five signs. The first sign shows a hand with the index finger pointing up and the thumb pointing right. The second sign shows a hand with the index finger pointing up and the thumb pointing left. The third sign shows a hand with the index finger pointing up and the thumb pointing right. The fourth sign shows a hand with the index finger pointing up and the thumb pointing left. The fifth sign shows a hand with the index finger pointing up and the thumb pointing right.</p>		ə'pɪə	Nampak, Muncul
16	<p>Hand signs for 'Menerapkan' (Apply): A sequence of five signs. The first sign shows a hand with the index finger pointing up and the thumb pointing right. The second sign shows a hand with the index finger pointing up and the thumb pointing left. The third sign shows a hand with the index finger pointing up and the thumb pointing right. The fourth sign shows a hand with the index finger pointing up and the thumb pointing left. The fifth sign shows a hand with the index finger pointing up and the thumb pointing right.</p>		ə'plai	Menerapkan

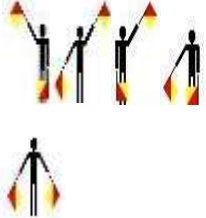

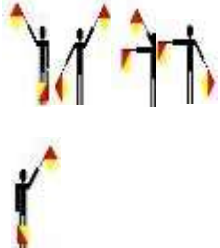
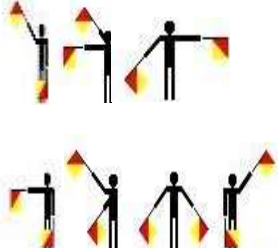
17	<p>A sequence of five stick figures holding flags. The first figure points the flag to the right. The second figure points the flag to the left. The third figure points the flag to the right. The fourth figure points the flag to the left. The fifth figure points the flag to the right. Below this sequence are two more stick figures: the first points the flag to the left, and the second points the flag to the right.</p>		ə'point	Menunjukkan, Mengangkat
18	<p>A sequence of four stick figures holding flags. The first figure points the flag to the left. The second figure points the flag to the right. The third figure points the flag to the left. The fourth figure points the flag to the right. Below this sequence are four more stick figures: the first points the flag to the left, the second points the flag to the right, the third points the flag to the left, and the fourth points the flag to the right.</p>		ə'pri:fiɛit	Menghargai
19	<p>A sequence of four stick figures holding flags. The first figure points the flag to the left. The second figure points the flag to the right. The third figure points the flag to the left. The fourth figure points the flag to the right. Below this sequence are three more stick figures: the first points the flag to the left, the second points the flag to the right, and the third points the flag to the left.</p>		ə'pru:v	Setuju, Mengakui
20	<p>A sequence of four stick figures holding flags. The first figure points the flag to the left. The second figure points the flag to the right. The third figure points the flag to the left. The fourth figure points the flag to the right. Below this sequence are two more stick figures: the first points the flag to the left, and the second points the flag to the right.</p>		'a:gyu	Membantah

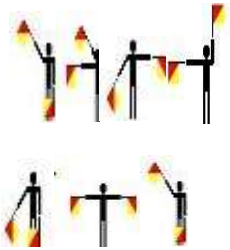
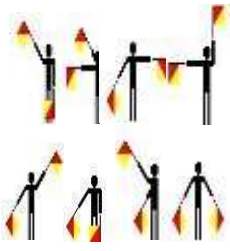
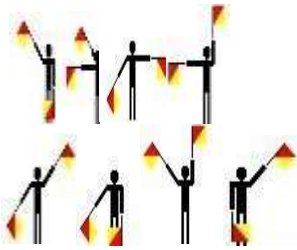
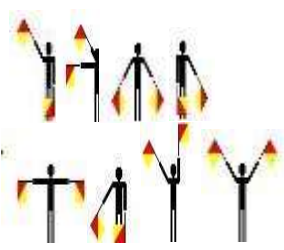
				
21			ə'reindʒ	Mengatur, Membereskan
22			ə'rest	Menahan
23			ə'raiv	Tiba, Sampai
24			a:sk	Bertanya, Minta, Suruh


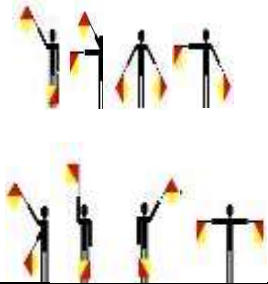
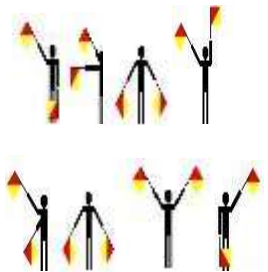
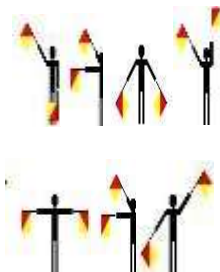

25			ə'tend	Menghindari
26			ə'trækt	Memikat
27			ə'void	Menghindari
28			bɪ'li:v	Percaya


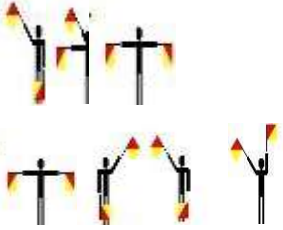
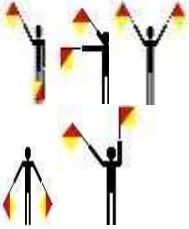
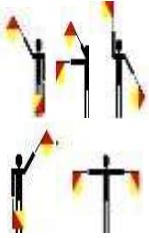

29			Boil	Merebus, Memasak
30			ˈborou	Meminjam
31			bri:ə	Bernafas
32			brʌʃ	Menyikat
33			kə:l	Memanggil, Menemani, Menyabut


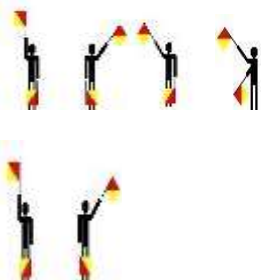

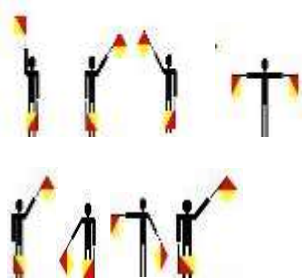
34			kæri	Membawa, Memikul
35			ko:s	Menyebabkan, mengakibatkan
36			ʃeindz	Mengubah, Mengganti, Menukar
37			ʃi:t	Menipu, Menyontek

38			kli:n	Membersihkan
39			Klaim	Mendaki, Memanjat
40			klous	Menutup
41			kəm' bain	Menyatukan, Menggabungkan



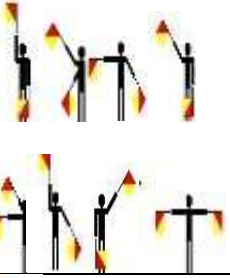
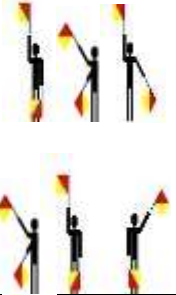

42			kəm'pɛə	Membandingkan
43			kəm'plein	Mengeluh
44			kəm'pli:t	Menyempurnakan
45			kən'grætyuleit	Mengucapkan selamat

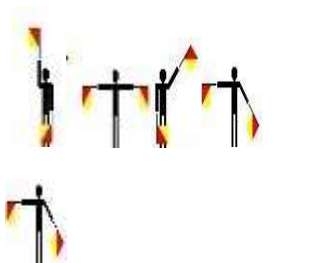


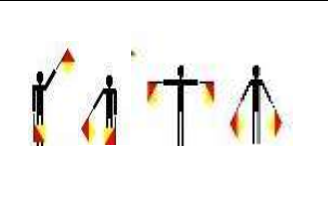
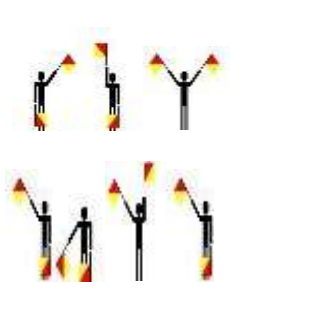

				
46			kən'side	Memikir, Mempertimbangkan, Menganggap
47			kən'tnyu:	Meneruskan, Melanjutkan
48			kən'troul	Memeriksa, Menguasai
49			Kuk	Memasak



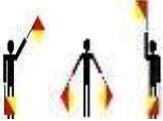
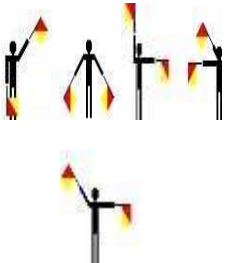
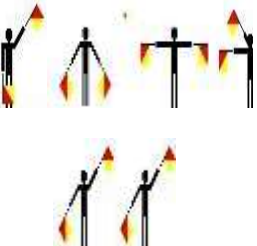
50			ᵿkɔɾɪ	Menyalin
51			kə'rekt	Mengoreksi
52			Kaunt	Menghitung
53			ᵿkɔvə	Menutupi
54			Krai	Menangis

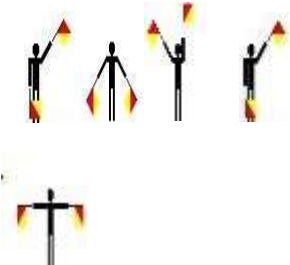

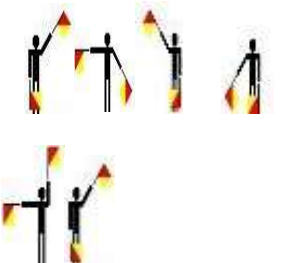
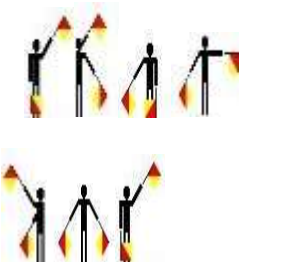
55			da:ns	Menari, Berdansa
56			disaid	Menentukan, Memutuskan
57			dekoreit	Menghias
58			dikri:s	Mengurangi, Berkurang

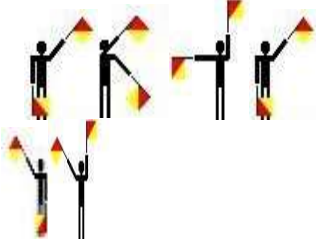
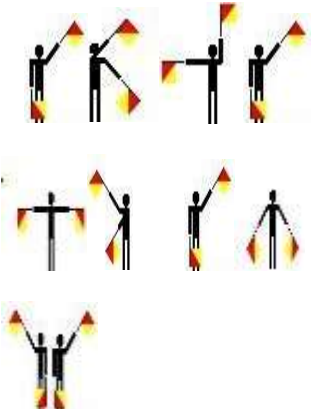
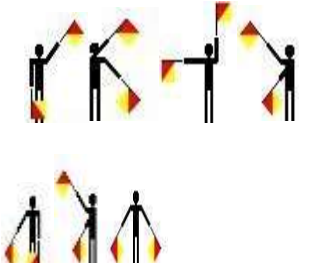
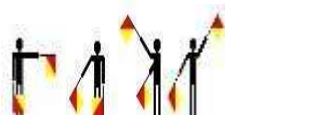
59			di'fi:t	Mengalahkan
60			di'rive	Menyampaikan
61			dis'kraib	Menggambar
62			dis'troi	Menghancurkan



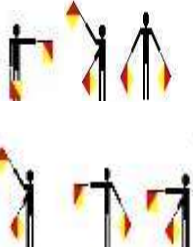
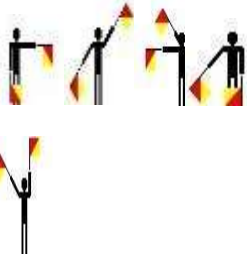
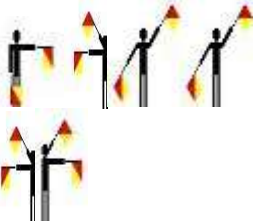
				
63			Dai	Meninggal, Mati
64			di's'kavə	Menemukan
65			di'vaid	Membagi
66			Daut	Ragu


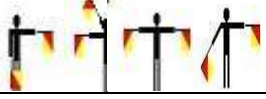
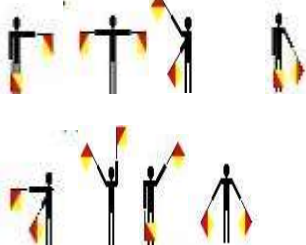
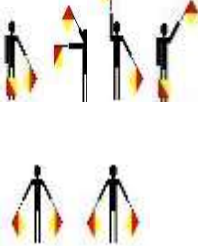
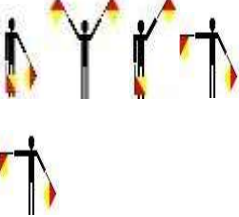
67			Dres	Berpakaian
68			Drop	Menjatuhkan
69			'drai	Mengeringkan
70			3:n	Mencari (uang) untuk hidup, memperoleh
71			'edyukeit	Membidik
72			i'lekt	Memilih

				
73			m'kariɟ	Memberi semangat
74			End	Berakhir, Mengakhiri
75			m'dzoi	Menikmat, suka
76			m'roul	Mendaftar(kan)



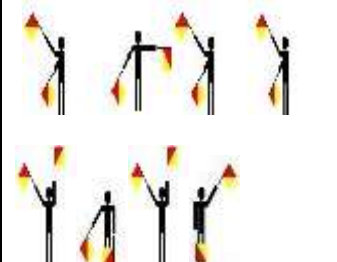
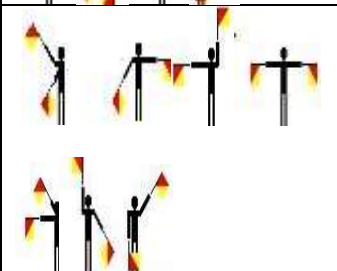
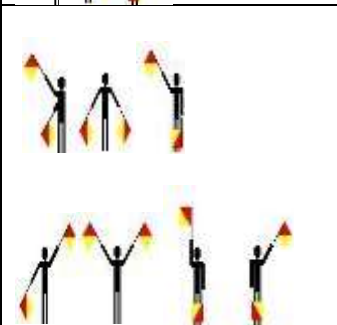
77			Entə	Memasuki
78			ı'reiz	Menghapus
79			es'keip	Lepas, Lolos
80			ıg'zæmın	Menguji, Memeriksa

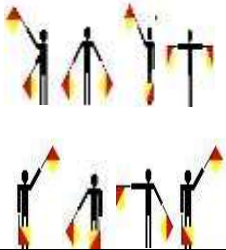
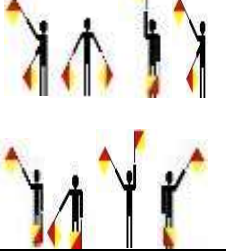
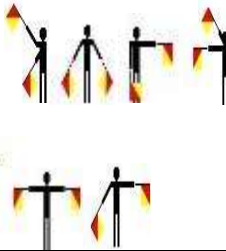
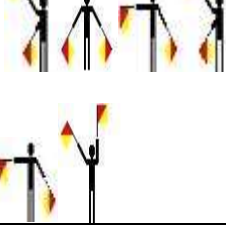
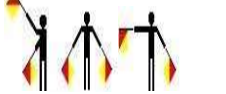
81			iks'pekt	Mengharapkan, Harap
82			iks'piəriəns	Mengalami
83			iks'plein	Menerangkan
84			Feil	Gagal

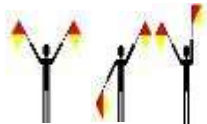
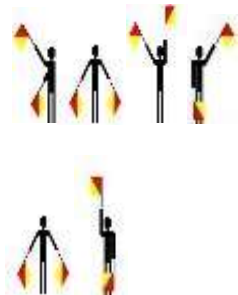
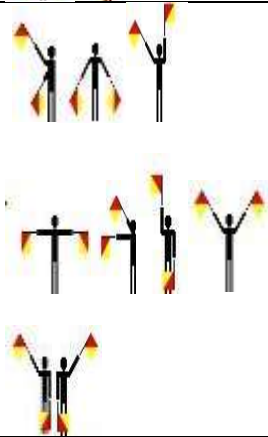
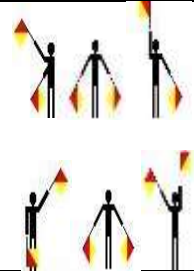
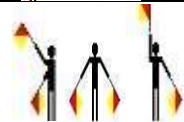
85			fiə	Takut
86			fil	Mengisi
87			ˈfinɪʃ	Menyelesaikan
88			Flout	Mengapung, mengembang
89			ˈfolou	Mengikuti, Menyertai








90			fɔ:s	Memaksa
91			fɔ:m	Membentuk
92			ˈfraitn	Menakut-nakuti
93			ˈgʌvən	Memerintah, Mengatur
94			Ges	Menerka


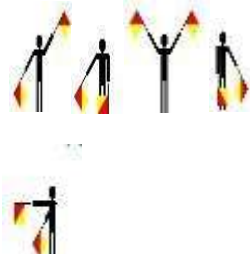
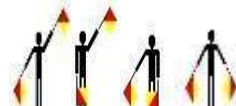

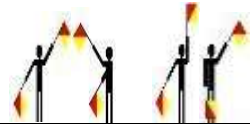

95	<p>The sign language sequence for 'Tamat' consists of two rows of four figures. In the first row, the figures show the hands moving from a central position to the sides, then back to the center. In the second row, the figures show the hands moving from the sides to the center, then back to the sides.</p>		'grædyueit	Tamat
96	<p>The sign language sequence for 'Menuntut' consists of two rows. The first row has four figures showing hands moving from the center to the sides, then back to the center. The second row has one figure showing a hand moving from the center to the side.</p>		Gaid	Menuntut
97	<p>The sign language sequence for 'Terjadi' consists of two rows. The first row has four figures showing hands moving from the center to the sides, then back to the center. The second row has two figures showing hands moving from the center to the sides.</p>		'hæpən	Terjadi
98	<p>The sign language sequence for 'Membenci' consists of two rows of four figures. In the first row, the figures show the hands moving from the center to the sides, then back to the center. In the second row, the figures show the hands moving from the center to the sides, then back to the center.</p>		Heit	Membenci
99	<p>The sign language sequence for 'Memanasi' consists of two rows of four figures. In the first row, the figures show the hands moving from the center to the sides, then back to the center. In the second row, the figures show the hands moving from the center to the sides, then back to the center.</p>		hi:t	Memanasi

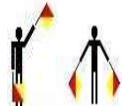


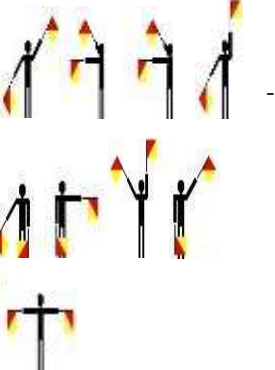
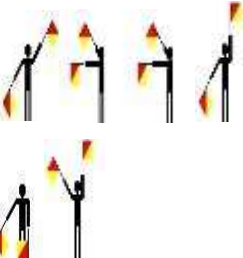

100			Help	Membantu, Menolong
101			Houpe	Berharap
102			imiteit	Meniru
103			im'pru:v	Memperbaiki, Mengembangkan
104			m'klu:d	Termasuk


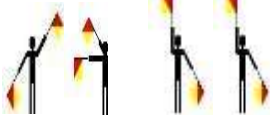

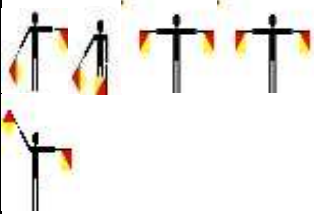
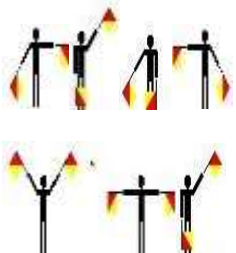
105			m'kri:s	Meningkatkan, Menambah
106			'ndikeit	Menandakan, Menunjukkan
107			m'fo:m	Memberitahukan
108			m'sist	Mendesak
109			m'salt	Menghina

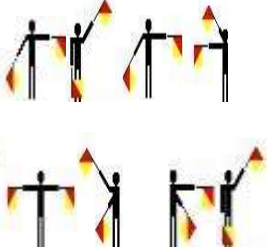
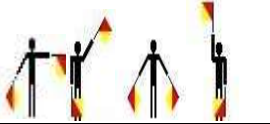
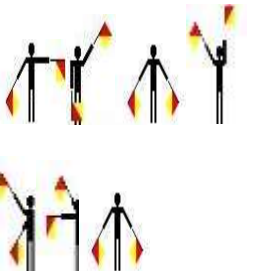

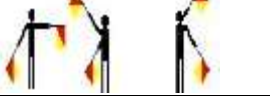


				
110			m'tend	Bermaksud
111			intradyu:z	Memperkenalkan
112			m'vent	Menciptakan
113			m'vait	Mengundang

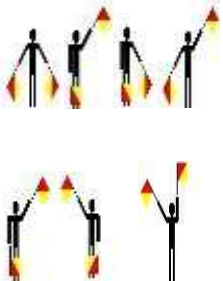
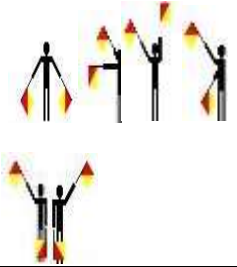

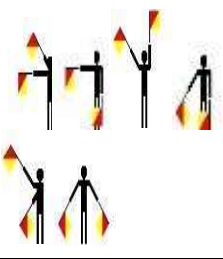

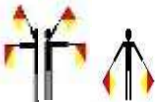
				
114			ɖʒoin	Mengikuti, Ikut
115			ɖʒʌɖʒ	Mengendalikan
116			ɖʒʌmp	Melompat
117			kɪk	Menendang
118			kɪl	Membunuh
119			kɪs	Mencium

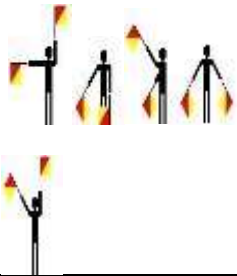
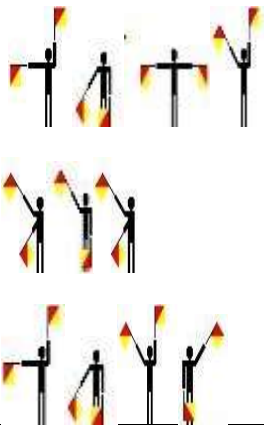



120			nok	Mengetuk
121			la:f	Ketawa
122			li:n	Bersandar
123			lift	Mengangkat
124			Laik	Suka
125			'lɪsn	Mendengarkan

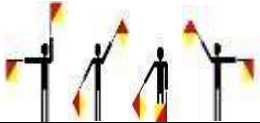
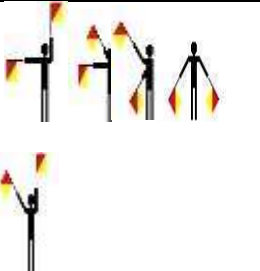
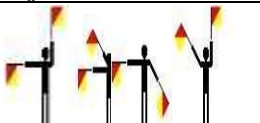
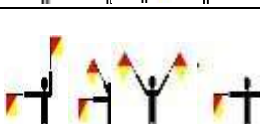
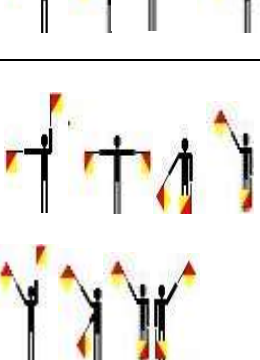

				
126			Liv	Tinggal
127			Luk	Kelihatannya
128			luk 'a:ftə	Menjaga
129			luk æt	Melihat
130			luk fə:	Mencari

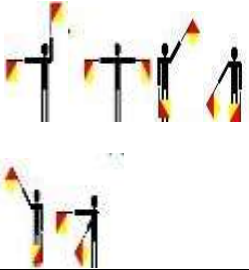
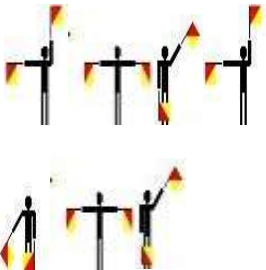
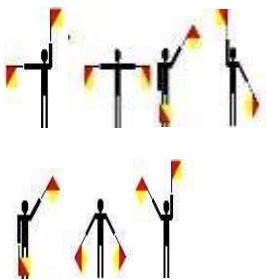
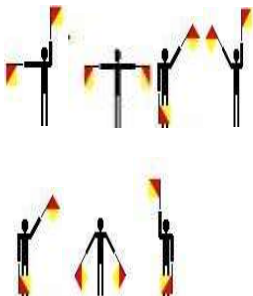
				
131			lʌv	Mencintai ,Suka
132			ma:k	Memberi tanda, Mengoreksi
133			ˈmæri	Mengawini
134			ˈmeʒə	Mengukur

135			'meməraiz	Menghafal (Masuk ke Otak)
136			Mend	Memperbaiki, Menambal
137			'menfən	Menyebut
138			mis	Ketinggalan, Kehilangan
139			miks	Mencampur
140			mu:v	Memindahkan, Pindah, Bergerak
141			ni:d	Membutuhkan, Memerlukan


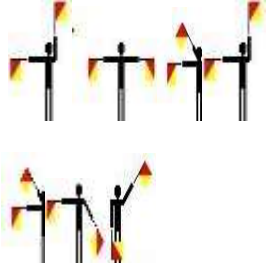
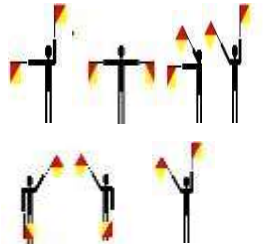
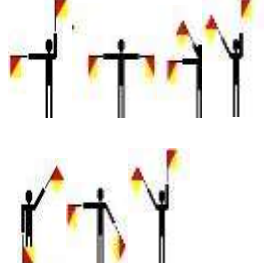

142			ni'glekt	Mengabaikan
143			'noutis	Meperhatikan
144			ou'bei	Mentaati
145			əb'tein	Memperoleh
146			'oupeɳ	Membuka
147			Oun	Memiliki


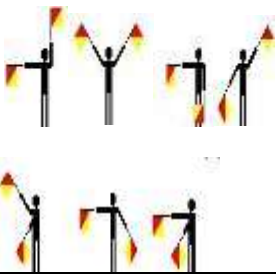
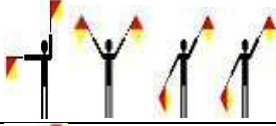
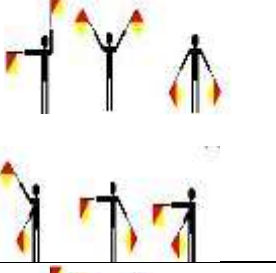
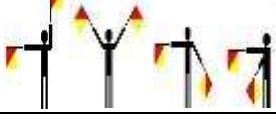

148			Peint	Mencet, Melukis
149			pa: 'tisi:peit	Berpartisipasi
150			pa:s	Lulus, Lewat
151			Plæn	Merencanakan
152			pla:nt	Menanam


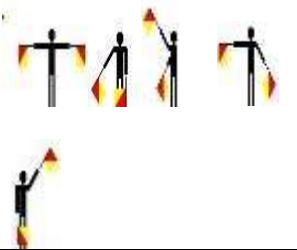

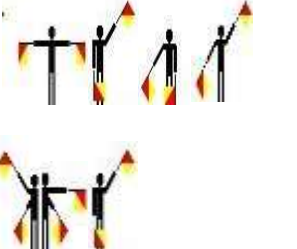
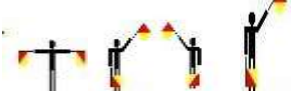
153			Plei	Bermain
154			Point	Menunjuk
155			Poust	Mengeposkan
156			po:	Menumpuhkan, Menuangkan
157			praektis	Melatih
158			Prei	Shalat



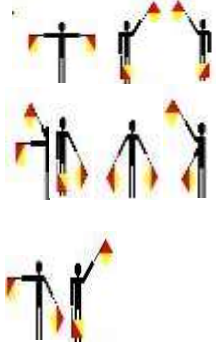
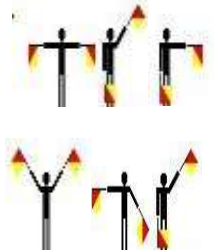
159			pri:tʃ	Berkhobah
160			pri'pʌ	Menyiapkan
161			pri'tend	Pura-pura
162			pri'vent	Mencegah

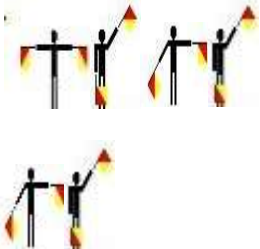
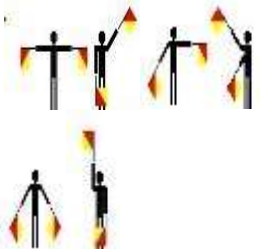
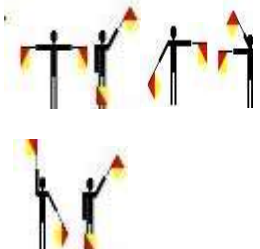


163	<p>The sign language sequence for 'print' consists of two rows of three signs each. In the first row, the first sign shows a hand holding a pen and writing on a surface. The second sign shows a hand holding a pen and writing on a surface. The third sign shows a hand holding a pen and writing on a surface. In the second row, the first sign shows a hand holding a pen and writing on a surface. The second sign shows a hand holding a pen and writing on a surface. The third sign shows a hand holding a pen and writing on a surface.</p>		print	Mencetak
164	<p>The sign language sequence for 'produce' consists of two rows of four signs each. In the first row, the first sign shows a hand holding a pen and writing on a surface. The second sign shows a hand holding a pen and writing on a surface. The third sign shows a hand holding a pen and writing on a surface. The fourth sign shows a hand holding a pen and writing on a surface. In the second row, the first sign shows a hand holding a pen and writing on a surface. The second sign shows a hand holding a pen and writing on a surface. The third sign shows a hand holding a pen and writing on a surface. The fourth sign shows a hand holding a pen and writing on a surface.</p>		prə'dyʊ:s	Menghasilkan
165	<p>The sign language sequence for 'prohibit' consists of two rows of four signs each. In the first row, the first sign shows a hand holding a pen and writing on a surface. The second sign shows a hand holding a pen and writing on a surface. The third sign shows a hand holding a pen and writing on a surface. The fourth sign shows a hand holding a pen and writing on a surface. In the second row, the first sign shows a hand holding a pen and writing on a surface. The second sign shows a hand holding a pen and writing on a surface. The third sign shows a hand holding a pen and writing on a surface. The fourth sign shows a hand holding a pen and writing on a surface.</p>		prou'hibit	Melarang
166	<p>The sign language sequence for 'promise' consists of two rows of four signs each. In the first row, the first sign shows a hand holding a pen and writing on a surface. The second sign shows a hand holding a pen and writing on a surface. The third sign shows a hand holding a pen and writing on a surface. The fourth sign shows a hand holding a pen and writing on a surface. In the second row, the first sign shows a hand holding a pen and writing on a surface. The second sign shows a hand holding a pen and writing on a surface. The third sign shows a hand holding a pen and writing on a surface. The fourth sign shows a hand holding a pen and writing on a surface.</p>		'prɒmɪs	Berjanji
167	<p>The sign language sequence for 'pronounce' consists of two rows of four signs each. In the first row, the first sign shows a hand holding a pen and writing on a surface. The second sign shows a hand holding a pen and writing on a surface. The third sign shows a hand holding a pen and writing on a surface. The fourth sign shows a hand holding a pen and writing on a surface. In the second row, the first sign shows a hand holding a pen and writing on a surface. The second sign shows a hand holding a pen and writing on a surface. The third sign shows a hand holding a pen and writing on a surface. The fourth sign shows a hand holding a pen and writing on a surface.</p>		prə'naʊns	Mengucapkan



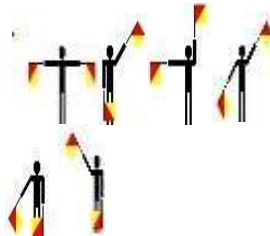

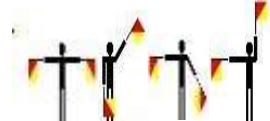
				
168			prə'pouz	Mengusulkan
169			prə'tekt	Melindungi
170			prə'test	Memprotes
171			pru:v	Membuktikan


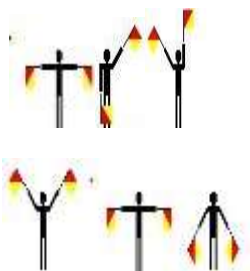
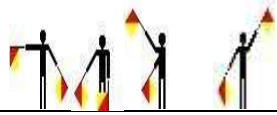
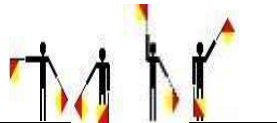


				
172			ʔabɬɪʃ	Menerbitkan
173			Pul	Menarik
174			ʔanɪʃ	Menghukum
175			puʃ	Mendorong
176			ʔkwərəɪ	Berkelahi, Bertengkar

177			Rein	Hujan
178			Reiz	Mengangkat
179			re:tʃ	Sampai di, Menggapai
180			rɪˈləɪz	Menyadari
181			rɪˈsi:v	Menerima


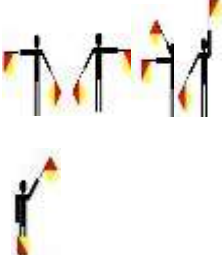
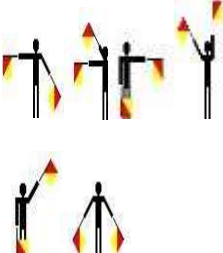
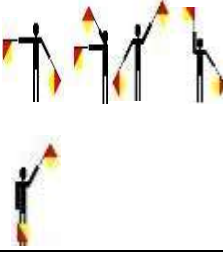
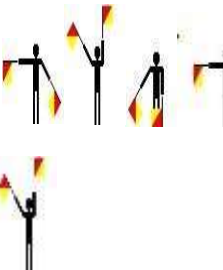
				
182			ri'sait	Menghafal, Membaca
183			'rekəgnaiz	Mengenal
184			ri'fyu:z	Menolak

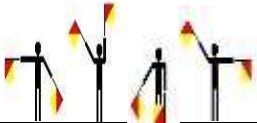
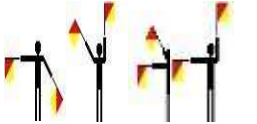

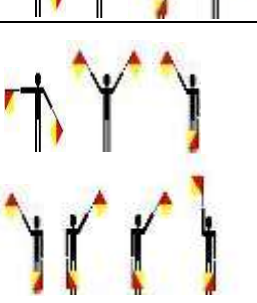
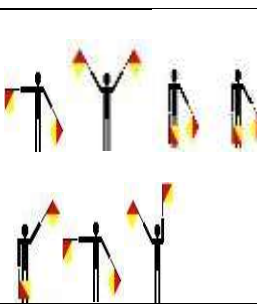

185			ri'membə	Mengingat, Ingat
186			ri'maind	Mengingatkan
187			ri'mu:v	Memindahkan
188			Rent	Menyewa
189			ri'pəə	Reparasi




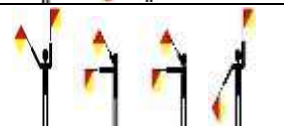

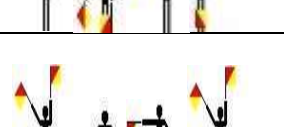


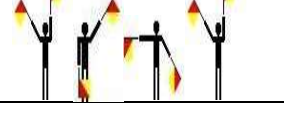
				
190			ri'pi:t	Mengulangi
191			ri'pleis	Menggantikan tempatnya
192			ri'zain	Berhenti (dari jabatan)
193			ris'pekt	Menghormati



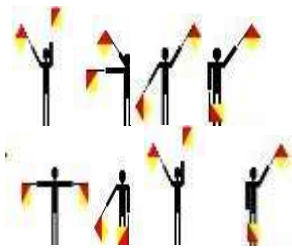
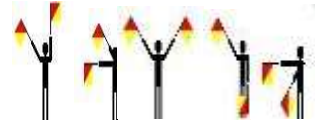
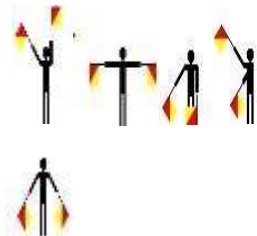

				
194			ri'ts:n	Kembali, Mengembalikan
195			Seil	Berlayar
196			Seiv	Menabung
197			si'dyu:s	Menggoda, Membujuk
198			si:m	Nampaknya, Kelihatannya

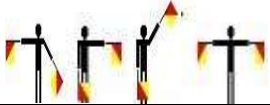
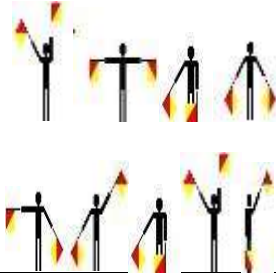
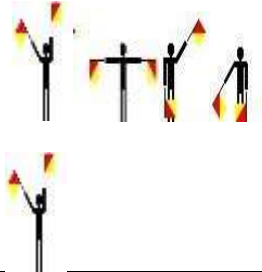


199	<p>The sign language sequence for 'Bagi-bagi, membagi' consists of four hand signs in a row, followed by a single sign below them. Each sign shows a hand with fingers spread, palm facing forward, and a small flame-like shape above the hand.</p>		ʃɛə	Bagi-bagi, membagi
200	<p>The sign language sequence for 'Kaget' consists of three hand signs in a row, followed by a single sign below them. Each sign shows a hand with fingers spread, palm facing forward, and a small flame-like shape above the hand.</p>		ʃək	Kaget
201	<p>The sign language sequence for 'Berteriak keras' consists of four hand signs in a row, followed by a single sign below them. Each sign shows a hand with fingers spread, palm facing forward, and a small flame-like shape above the hand.</p>		ʃaut	Berteriak keras
202	<p>The sign language sequence for 'Menunjukkan' consists of three hand signs in a row, followed by a single sign below them. Each sign shows a hand with fingers spread, palm facing forward, and a small flame-like shape above the hand.</p>		ʃou	Menunjukkan
203	<p>The sign language sequence for 'Menandatangani' consists of four hand signs in a row, followed by a single sign below them. Each sign shows a hand with fingers spread, palm facing forward, and a small flame-like shape above the hand.</p>		Sain	Menandatangani
204	<p>The sign language sequence for 'Tersenyum' consists of four hand signs in a row, followed by a single sign below them. Each sign shows a hand with fingers spread, palm facing forward, and a small flame-like shape above the hand.</p>		Smail	Tersenyum







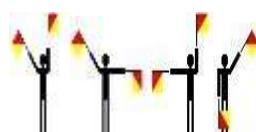


				
205			Smouk	Merokok
206			ʿsofn	Melunakkan
207			solv	Memecahkan masalah, Larut
208			sta:t	Mulai

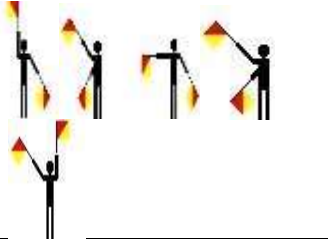
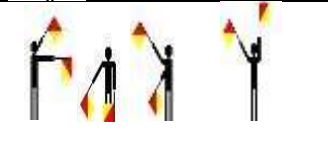
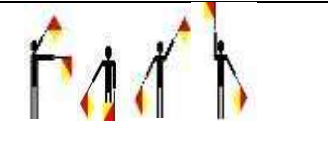
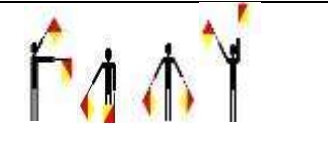
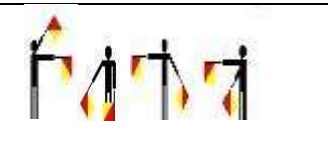
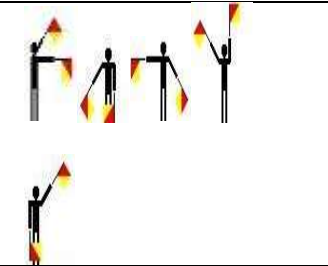

209			Stei	Tinggal
210			stɔp	Berhenti
211			ˈstɑdɪ	Belajar
212			səˈdʒest	Berhasil
213			səˈpɔ:t	Membantu, Mendukung
214			səˈrende	Menyerah



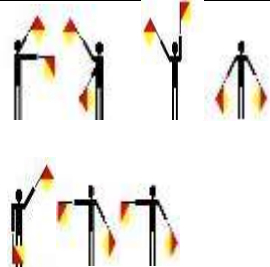

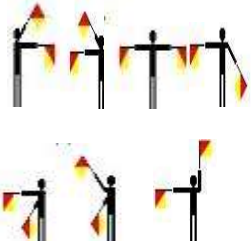

				
				
215			səs'pekt	Curiga
216			tɔ:k	Bercakap, Berbicara
217			Teip	Merekam
				
218			Teist	Mengecap
219			Test	Menguji, Mentest
220			'əæŋk	Berterima kasih kepada

				
221			Tai	Mengikat(kan)
222			ʻtoləreit	Membiarkan, Menahan
223			tʌf	Menyentuh, Meraba
224			Trein	Melatih
225			træns ʻfɜ:	Memindahkan, Pindah

				
226			tra:nsleit	Menerjemahkan
227			trit	Memperlakukan, Mentraktir
228			'trembl	Gemetar
229			'traevl	Berpergian

				
				
230			trʌst	Mempercayai
231			Trai	Mencoba, Berusaha
				
232			tʒ:n	Berbalik, Memutar
233			Taip	Mengetik
234			ʒ:dʒ	Mendesak
235			yu:z	Memakai, Menggunakan

236			'visit	, mengunjungi
237			Weit	Menunggu
238			wɔ:k	Berjalan
239			wɔnt	Mau, Ingin
240			wɔf	Mencuci
241			weist	Membuang, Mengahburkan
242			wɔf	Memperhatikan, nonton

243			Weiv	Melambaikan (tangan)
244			wɪf	Ingin, Hendak
245			ʻwɪtnɪs	Menyaksikan
246			wə:k/wɜ:k	Bekerja
247			ʻwɜ:ʃɪp	Menyembah
248			ʻwʌrɪ	Khawatir

CHAPTER VI NOUN (THINGS)

Rumus sandi morse

Isi kolom yang kosong dengan cara memecahkan sandi tersebut.

A · -	J · - - -	S · · ·	2 · · - - -
B - · · ·	K - · -	T -	3 · · · - -
C - · - ·	L · - · ·	U · · -	4 · · · · -
D - · ·	M - -	V · · · -	5 · · · · ·
E ·	N - ·	W · - -	6 · · · · -
F · · · ·	O - - -	X - · · -	7 - - · · ·
G - - ·	P · - - ·	Y - · - -	8 - - - · ·
H · · · ·	Q - - - · -	Z - - · · ·	9 - - - - ·
I · ·	R · - ·	1 · - - - -	0 - - - - -

No	Sandi Morse	English	Pronunciation	Meaning
1	-..././-..		Bæg	Tas
2	-..././-./-..		bo:l	Bola
3	-..././..././-./-		`b:skit	Keranjang
4	-..././-..		Bed	Tempat tidur
5	-..././-./-..		Bel	Lonceng, bel
6	-..././-./-		Belt	Ikut Pinggang

110	.../.../././-		fɪ:t	Seprai
111	.../..././.-./..		felf	Rak
112	.../..././.-.		fɪp	Kapal
113	.../..././.-/		fɜ:t	Baju, kameja
114	.../.-./.-././		speid	Sekop
115	.../.-./-/-/-/-.		spu:n	Sendok
116	.../.-./.-/./.-.		Stæmp	Perangko
117	.../././.-./.-		stik	Tongkat, Batang
118	..././-/-/..././		Stouv	Kompor
119	..././-/-/./		Stoun	Batu
120	..././.-./.-/.-.		strɪŋ	Tali
121	.../..-././(-)-.-./.- /.../.		ʼsyu:tkeis	Koper
122	-./.-/..././-.../.		ʼteibl	Meja
123	-./.-/..././-./(-) -.-./.- ./-/-/./....		ʼteibl klø	Taplak meja
124	-././.-./.-./-./.../---/./.		ʼtelɪfoun	Telepon
125	-/..././.-./.-/..		ored	Benang
126	-././.-./.-././.-		ʼtikət	Tiket, Karcis
127	-./././		tai	Dasi
128	-././.-,.-./.-/.-.		tɪn, kæn	Kaleng
129	-/---/---/./.../.../.- ./..-./.../....		tu:əbrʌʃ	Sikat gigi
130	-/---/./.-/./.-.		ʼtauəl	Handuk
131	-/---/./.-		Toi	Permainan anak-anak
132	-./.-./././.-.		Trein	Kereta api
133	-./.-././.../..././-./.-/		træʃ kæn	Tempat sampah
134	-./.-././.		tri:	Pohon
135	-/.-.-/.-././.-/./.-/		ʼtaipraitə	Mesin ketik

	/./.-.			
136	-/.-.-/.-./.		Taə	Ban
137	..-/----/-..././././.-./.- ./.-		amʔbreə	Payung
138	.-./.-/.-./.-..		wə:l	Dinding
139	.-./.-/.-..././.-		ʔwəlit	Dompét
140	.-././.-./.-..		Wel	Sumur
141	.-./.-/.-.-./.....		wəŋʔ	Arloji
142	.-./.../././.-..		wi:l	Roda
143	.-./..././..././.-./.		ʔwisl	Pluit
144	.-./.-/.-/----/.-.-		ʔwindou	Jendela
145	.-././.-./.		ʔwaə	Kawat

CHAPTER VII PLACE (TEMPAT)

Rumus Sandi Angka

Isi kolom yang kosong dengan cara memecahkan sandi tersebut.

0 =A	11 = L	22 = W
1 =B	12 = M	23 =X
2 =C	13 =N	24 =Y
3 =D	14 =O	25 =Z
4 =E	15 =P	
5 =F	16 =Q	
6 =G	17 =R	
7 =H	18 =S	
8 =I	19 =T	
9 =J	20 =U	
10 = K	21= V	

No	Sandi Angka	English	Pronunciation	Meaning
1	0,8,17-15,14,17,19		ɛəpɔ:t	Lapangan terbang
2	1,0,13,10		bæŋk	Bank
3	1,0,19,10,17,14,14,12		bɑ:ərum	Kamar mandi
4	1,4,0,2,7		bi:tʃ	Pantai
5	1,4,3,17,14,14,12		ˈbedrum	Ruang tidur
6	1,14,14,10,18,19,14,17,4		bukstə:	Too buku
7	1,17,8,3,6,4		bri:dʒ	Jembatan
8	1,20,8,11,3,8,13,6		ˈbɪldɪŋ	Gedung
9	2,0,5,4,19,0,17,8,0		kæfiˈtɪəriə	Kantin
10	2,0,6,4		keɪdʒ	Sangkar
11	2,0,18,19,11,4		ˈkɑ:sl	Istana
12	2,0,21,4		keɪv	Gua

13	2,7,20,17,2,7		ʃɜ:ʃ	Gereja
14	2,8,13,4,12,0		ˈsɪnɪmə	Gedung bioskop
15	2,8,19,24		ˈsɪtɪ	Kota
16	2,14,17,13,4,17		ˈkɔ:nə	Sudut
17	2,11,0,18,18,17,14,14,12		ˈkla:srum	Ruang kelas
18	3,8,13,8,13,6,17,14,14,12		ˈdaɪnɪŋerum	Ruang makan
19	3,14,17,12,8,19,14,17,24		ˈdɔ:mɪtəri	Asrama
20	6,0,17,0,6,4		ˈgæra:ɔʒ	Garasi
21	6,0,17,3,4,13		ˈga:dn	Kebun
22	6,17,14,2,4,17,24		ˈgrouserɪ	Took makanan dan minuman
23	7,0,17,1,14,20,17		ˈha:bə	Pelabuhan
24	7,14,11,4		houl	Lubang
25	7,15,12,4		houm	Rumah
26	7,14,18,15,8,19,0,11		ˈhɔspɪtl	Rumah sakit
27	7,14,19,4,11		houˈtel	Hotel
28	7,14,20,18,4		haus	Rumah
29	8,13,13,		ɪn	Penginapan
30	9,0,8,11		ɔʒeɪl	Penjara
31	10,8,19,2,7,4,13		ˈkɪʃən	Dapurp
32	11,8,1,17,0,17,24		ˈlaɪbrəri	Perpustakaan
33	11,8,21,8,13,6,17,14,14,12		ˈlɪvɪŋrum	Ruang tamu
34	12,017,10,4,19		ˈma:kɪt	Pasar
35	12,14,18,16,20,4,		mɔsk	Masjid
36	12,20,18,4,20,12		myuˈzɪəm	Museum
37	14,5,5,8,2,4		ˈɔfɪs	Kantor

38	15,0,11,0,2,4		ˈpæɪs	Istana
39	15,0,17,10		pɑ:k	Taman
40	15,0,17,10,8,13,6- 11,14,15		ˈpa:kɪŋlɒt	Tempat parkir
41	15,11,0,2,4		pleɪs	Tempat
42	15,14,18,19 14,5,5,8,2,4		pəʊst ˈɒfɪs	Kantor pos
43	15,17,8,18,14,13		ˈprɪzn	Penjara
44	17,4,18,19,0,20,17,0, 13,19		ˈrestərənt	Restoran
45	17,8,2,45,8,4,11,3		raɪsfi:ld	Sawah
46	17,14,0,3		raʊd	Jalanan
47	17,14,14,12		ru:m	Kamar
48	18,4,17,21,8,2,4 18,19,0,19,8,14,13		ˈsɜ:vɪs steɪʃən	Bengkel
49	18,2,7,14,14,11		sku:l	Sekolah
50	18,2,7,14,14,11 24,0,17,3		sku:lja:d	Halaman sekolah
51	18,7,14,15		ʃɒp	Toko
52	18,16,20,0,17,4		skweə	Lapangan
53	18,19,0,19,8,14,13		steɪʃən	Stasiun
54	18,19,14,17,4		stɔ:	Toko
55	18,19,17,4,4,19		stri:t	Jalan
56	19,4,12,15,11,4		ˈtempl	Candi, Kuil
57	19,7,4,0,19,17,4		ˈəʊtə	Gedung, Pertunjukan
58	19,14,8,11,4,19		ˈtɔɪlɪt	Kamar mandi
59	19,14,22,13		taʊn	Kota
60	21,8,11,11,0,6,4		ˈvɪlɪdʒ	Desa
61	25,14,14		zu:	Kebun binatang

CHAPTER VIII PEOPLE

Sandi Udang

Rumus Sandi Udang adalah kebalikan dari kata. Example : NIAR = RAIN

Isi kolom yang kosong dengan cara memecahkan sandi tersebut.

No	Sandi Udang	English	Pronunciation	Meaning
1	Rohtua		ˈɔ:əə	Pengarang
2	Ybab		ˈbeibr	Bayi, anak kecil
3	Rekab		ˈbeikə	Tukang roti
4	Rebrab		ˈba:bə	Tukang cukur
5	Raggeb		ˈbegə	Pengemis
6	Retae gib		big i:tə	Tukang makan
7	Ssob		bɔs	Majikan
8	Yob		boi	Anak laki-laki
9	Reyalkcibr		ˈbrɪkleɪə	Tukang batu
10	Namssenisub		ˈbrɪznɪsmæn	Pengusaha
11	Rehtub		ˈbuʃə	Tukang daging
12	Niatpac		ˈkæptɪn	Kapten, Nahkoda
13	Retneprac		ˈka:pɪntə	Tukang kayu
14	Namriahe		ʃeəmən	Ketua, pemimpin
15	Retaehe		ʃi:tə	Penipu
16	Dlihe		ʃaɪld	Anak
17	Nwole		Klaun	Pelawak, Badut
18	Kooc		Kuk	Juru masak
19	Naed		di:n	Dekan

20	Tsitned		ˈdentɪst	Dokter gigi
21	Rotcerid		dɪˈrektə	Direktur
22	Rotcod		ˈdɔktə	Dokter, Tabib
23	Revird		ˈdraivə	Kusir, Supir, Pengemudi
24	Naicirtcele		ɪlekˈtrɪʃən	Tukang listrik
25	Reenigne		endʒɪˈnɪə	Ahli mesin, Insinyur
26	Remraf		fɑ:mə	Petani
27	Namerif		ˈfaɪəməŋ	Anggota barisan, pemadam kebakaran
28	Namrehsif		ˈfɪʃməŋ	Nelayan
29	Regnomhsif		fɪʃˈmɑŋgə	Pedagang ikan
30	Reyalp llabtoob		fʊ:tɒ:l pleɪə	Pemain sepak bola
31	Namegabrag		ˈgɑ:bɪdʒməŋ	Tukang sampah
32	Renedrag		ˈgɑ:dnə	Tukang kebun
33	Lrig		gɜ:l	Anak perempuan, Gadis
34	Htimsdlog		gouldsmɪə	Tukang Emas,
35	Eeyolpme tnemnevog		ˈgʌvənmənt ˈemploɪˈi	Pegawai negeri
36	Ronrevog		ˈgʌvənə	Gubernur
37	Draug		gɑ:d	Penjaga, pengawal
38	Tseug		Gest	Tamu
39	Ediug		Gaid	Petunjuk jalan
40	Retsamdaeh		hedˈma:stə	Kepala sekolah
41	Tsoh		houst	Tuan rumah

42	Efiwesuh		hauswaif	Ibu rumah tangga
43	Rotcurtsni		m'straktə	Pengajar, pelatih
44	Tsilanruoj		'dʒɜ:nəlɪst	Wartwan
45	Egduj		dʒʌdʒ	Hakim
46	Gnik		kɪŋ	Raja
47	Namyrdnual		'lɔ:drɪmən	Binatu
48	Reywal		lɔ:yə	Pengacara
49	Redael		'li:də	Pemimpin
50	Rerutcel		'lektʃərə	Dosen
51	Rail		'laɪə	Pembohong
52	Nam		Mæn	Orang (laki-laki)
53	Reganam		'mæniɔʒə	Pengurus, kepal
54	Cinahcem		mə'kæniɪk	Ahli mesin
55	Rebmem		'membə	Anggota
56	Tnahcrem		'mɜ:ʃənt	Saudagar, pedagang
57	Retsinim		'mɪniɪstə	Menteri, Pendeta
58	Ledom		'mɔdl	Peragawan (ti)
59	Esrun		nɜ:s	Juru rawat
60	Reciffo		'ɔfisə	Perwira, pegawai negeri
61	Nahpro		ɔ:fən	Yatim
62	Renwo		'ounə	Pemilik
63	Retniap		Peintə	Pelukis, Tukang cat
64	Tnerap		'peərənt	Orang tua
65	Regnessap		'pæsɪndʒə	Penumpang

66	Reiddep		ˈpedlə	Pedagang keliling
67	Naicisyhp		fɪˈzɪʃən	Dokter, tabib
68	Rehpargotohp		fəˈtɔgrəfə	Tukang potret
69	Tolip		ˈpaɪlət	Pilot
70	Rebmulp		ˈplʌme	Tukang pipa ledeng
71	Teop		ˈpɒnt	Penyair
72	Namecilop		pəˈli:smən	Polisi
73	Retrop		ˈpɔ:tə	Kuli, buruh, penjaga pintu di hotel
74	Namtsop		ˈpɒstmən	Tukang pos
75	Tendiserp		ˈprezɪdənt	Presiden, ketua
76	Tseirp		pri:st	Imam, Pendeta, Penghulu
77	Lapicnirp		ˈprɪnsəpl	Kepala sekolah
78	Rehsilbup		ˈpʌblɪʃə	Penerbit
79	Eegufer		refyʉ:ˈdʒi:	Pengungsi
80	Rolias		ˈseɪlə	Pelaut
81	Relaed dnahdnoces		sekəndˈhænd di:lə	Tukang loak, penjual barang bekas
82	Yraterces		ˈsekrətəri	Sekretaris
83	Eeyolpme roines		ˈsi:nyə ˈempləiˈi:	Pegawai teras
84	Tnavres		ˈsɜ:vənt	Hamba, pembantu
85	Rekameohs		ʃu:meikə	Tukang sepatu
86	Regnis		ˈsɪŋə	Penyanyi
87	Reidlos		ˈsouldʒə	Tentara
88	Tsilaiiceps		ˈspeʃlɪst	Ahli, dokter

				ahli
89	Yps		Spai	Mata-mata
90	Ssedrawets		ˈstyuədɪs	Pramugari
91	Tneduts		ˈstyu:dənt	Mahasiswa, Pelajar
92	Rosivrepus		ˈsu:pəvaizə	Pengawas, Pembimbing
93	Roliat		ˈteilə	Penjahit pakaian
94	Rehcaet		ti:ʃə	Guru
95	Feiht		øi:f	Pencuri
96	Rerusaert		ˈtrezərə	Bendaharawan
97	Tsipyt		ˈtaipɪst	Juru tik
98	Rotisiv		ˈvɪsɪtə	Tamu
99	Namow		ˈwumən	Wanita
100	Retirw		ˈrait	Penulis, Pengarang

CHAPTER IX NOUN FOOD

Rumus Sandi A = Z

A	B	C	D	E	F	G	H	I	J	K	L	M
Z	Y	X	W	V	U	T	S	R	Q	P	O	N

Isi kolom yang kosong dengan cara memecahkan sandi tersebut.

No	Sandi A=Z	English	Pronunciation	Meaning
1	ZKKOV		ˈæpl	Apel
2	YZMZMZ		bəˈna:nə	Pisang
3	YVZM XFIW		bi:n kɜ:d	Tahu
4	YVVU		bi:f	Daging sapi
5	YIVZW		Bred	Roti
6	YFGGVI		ˈbʌtə	Mentega
7	XZYYZTV		ˈkæbɪdʒ	Kol/kubis
8	XZPV		Keik	Kue
9	XZIILG		Kærət	Wortel
10	XSVVHV		ʃi:s	Keju
11	XSIXPVM		ˈʃɪkn	Daging ayam
12	XLXLMFG		ˈkɒkənʌt	Kelapa
13	XFXFNYVI		ˈkyu:kʌmbə	Mentimun
14	VTT		Eg	Telur
15	URHS		fɪʃ	Ikan
16	ULLW		fu:d	Makanan
17	UIFRG		fru:t	Buah
18	SLG KVKKVI HZFXV		hət ˈpepə sɔ:s	Sambel
19	OZNY		Læm	Daging

				kambing
20	NVZG		mi:t	Daging
21	MFG		nat	Kacang-kacangan
22	LIZMTV		ˈɔ:rɪndʒ	Jeruk manis
23	KRMVZKKOV		ˈpaɪnæpl	Nenas
24	KLIP		pə:k	Daging babi
25	KLZGL		pəˈteɪtəu	Kentang
26	IRXV		raɪs	Nasi, beras
27	HZOG		sə:lt	Garam
28	HLB HZFXV		ˈsoɪ sɔ:s	Kecap
29	HLBYVZM XZPV		ˈsoɪbɪn:n keɪk	Tempe
30	DZGVINVOLM		wɔ:təmelən	Semangka
31	EVTVGZYO		ˈvedʒɪtəbl	Sayur

CHAPTER X
NATURE AND ITS SURROUNDINGS
(ALAM DAN SEKITARNYA)

A	OH	M	H2	Y	SOH2	6	NO4
B	HO3	N	HO	Z	H2O2	7	N2O3
C	SOHA	O	S3	Ä	OHOH	8	N3O2
D	SO2	P	OS2A	Ö	H3O	9	N4O
E	O	Q	H2OS	Ü	O2H2	.	OHOHOH
F	O2SA	R	OHA	Ch	N4	,	H2O2N2
G	H2O	S	O3	0	N5	?	O2N2A2
H	O4	T	H	1	ON4	!	O2N2A
I	O2	U	O2H	2	O2N3	:	H3O3
J	OH3	V	O3H	3	O3N2	"	OHO2HO
K	NOH	W	OH2	4	O4N	'	OH4O
L	ASO2	X	SO2H	5	O5	=	HO3H

Isi kolom yang kosong dengan cara memecahkan sandi tersebut.

No	Sandi Kimia	English	Pronunciation	Meaning
1	OH+O ₂ +OHA		εə	Udara
2	SOHA+ ASO ₂ + S ₃ + O ₂ H+ SO ₂		klaud	Awan
3	SO ₂ +O+ O ₃ +O+ OHA+ H		ˈdezət	Gurun pasir
4	O+ OH+ OHA+ H+ O ₄		ɜ:ə	Bumi
5	O ₂ SA+ ASO ₂ + S ₃ + S ₃ + SO ₂		fɪɒd	Banjir
6	O ₂ SA+S ₃ + OHA+ O+ O ₃ + H		ˈfɔ:ɪst	Hutan
7	H ₂ O+ O ₂ H+ ASO ₂ + O ₂ SA		gɒlf	Teluk
8	O ₄ + O ₂ + ASO ₂ + ASO ₂		hɪl	Bukit
9	O ₂ + O ₃ + ASO ₂ + OH+ HO+ SO ₂		ˈaɪ lənd	Pulau
10	OH ₃ + O ₂ H+ HO+ H ₂ O+ ASO ₂ +O		ˈdʒʌŋɡl	Lembah
11	ASO ₂ + OH+NOH+ O		leɪk	Danau
12	ASO ₂ + OH+ HO+ SO ₂		lænd	Daratan
13	H ₂ + S ₃ + S ₃ + HO		mu:n	Bulan
14	H ₂ +S ₃ +O ₂ H+ HO+ H+ OH+ O ₂ + HO		ˈmaʊntɪn	Gunung

15	S3+SOHA+ O+ OH+ HO		ʼouʃən	Lautan
16	OHA+OH+ O2+HO+HO3+ S3+ OH2		Reinbou	Pelangi
17	OHA+ O2+ O3H+ O+ OHA		ʼrivə	Sungai
18	O3+ O+ OH		si:	Laut
19	S3+ NOH+ SOH2		Skai	Langit
20	S3+ H+ OH+ OHA		sta:	Bintang
21	O3+ H+ S3+ OHA+ H2		stə:m	Angina rebut
22	S3+ O2H+ HO		sʌn	Matahari
23	O3H+ OH+ ASO2+ ASO2+ O+ SOH2		ʼvæli	Lembah
24	OH2+ O2+ HO+ SO2		wɪnd	Angin
25	OH2+S3+ OHA+ ASO2+ SO2		wɜ:lɪd	Dunia

CHAPTER XI
PART OF THE BODY

	M	E	R	A	H	
P	A	B	C	D	E	
U	F	G	H	I	J	
T	K	L	M	N	O	
I	P	Q	R	S	T	
H	U	V	W	X	Y	Z

Sandi kotak merah putih

SANDI KOORDINAT

Example : HH, TH, HM = YOU

Isi kolom yang kosong dengan cara memecahkan sandi tersebut.

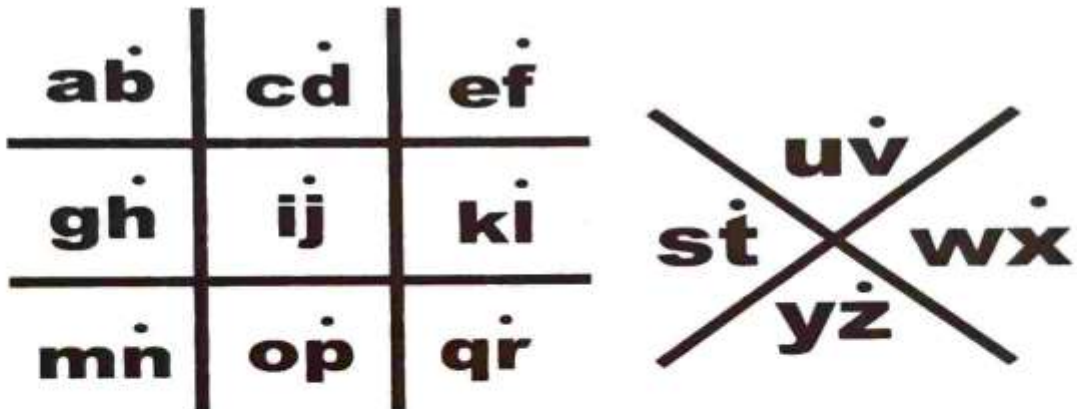
No	Sandi Koordinat	English	Pronunciation	Meaning
1	UR, PM, UA, IR		hɛə	Rambut
2	PH, PM, IR		ɪə	Telinga
3	TA, PH, PR, TM		nek	Leher
4	UR, PH, PM, PA		hed	Kepala
5	UM, TH, IR,PH, UR, PH, PM,PA		'four'hed	Dahi
6	PH, HH,PH, PE,IR, TH, HR		aibrau	Alis kening
7	PH, HH, PH		Ai	Mata
8	TA, TH, IA, PH		nouz	Hidung
9	PR, UR, PH, PH, TM		ʃi:k	Pipi

10	TE, UA, IM		lip	Bibir
11	IH, TH, TH, IH, UR		tu:ə	Gigi
12	TR, TH, HM, IH, UR		mauə	Mulut
13	UM, PM, PR, PH		Feis	Wajah, muka
14	IA, UR, TH, HM, TE, PA, PH, IR		ʃouldə	Bahu, pundak
15	IH, UR, IR, TH, PM, IH		ərout	Kerongkong an
16	PE, PM, PR, TM		Bæk	Punggung, belakang
17	PR, UR, PH, IA, IH		ʃest	Dada
18	IA, IH, TH, TR, PM, PR, UR		stʌmək	Perut
19	UR, PM, TA, PA		hænd	Tangan
20	UM, PM, TA, UE, PH, IR IA		ʃfingə	Jari-jari tangan
21	TA, PM, UA, TE		neil	Kuku
22	IM, PM, TE, TR		pa:m	Telapak tangan
23	PH, TE, PE, TH, HR		ʃelbou	Siku
24	PM, IR, TR		a:m	Lengan
25	TM, TA, PH, PH		ni:	Lutut, dengkul
26	IH, TH, PH, IA		touz	Jari-jari kaki
27	UM, TH, TH, IH		fu:t	Kaki, ujung kaki
28	TE, PH, UE		leg	Kaki
29	IH,UR, UA, UE, UR		əai	Paha
30	IH, TH,TA, UE, HM, PH		tʌŋ	Lidah

31	PR, UR, UA, TA		ʃin	Dagu
32	PR, PM, TE, UM		ka:f	Betis
33	UR, PH, PH, TE		hi:l	Tumit
34	PE, PH, PM, IR, PA		bɪəd	Janggut
35	TR, TH, HM, IA, IH, PM, PR, UR, PH		məs'ta:ʃ	Kumis
36	TA, TH, IA, IH, IR, UA, TE		'nɔstrɪl	Lubang hidung
37	IA, TM, UA, TA		skɪn	Kulit

CHAPTER XII
RELIGION
(AGAMA)

SANDI KOTAK 1



Isi kolom yang kosong dengan cara memecahkan sandi tersebut.

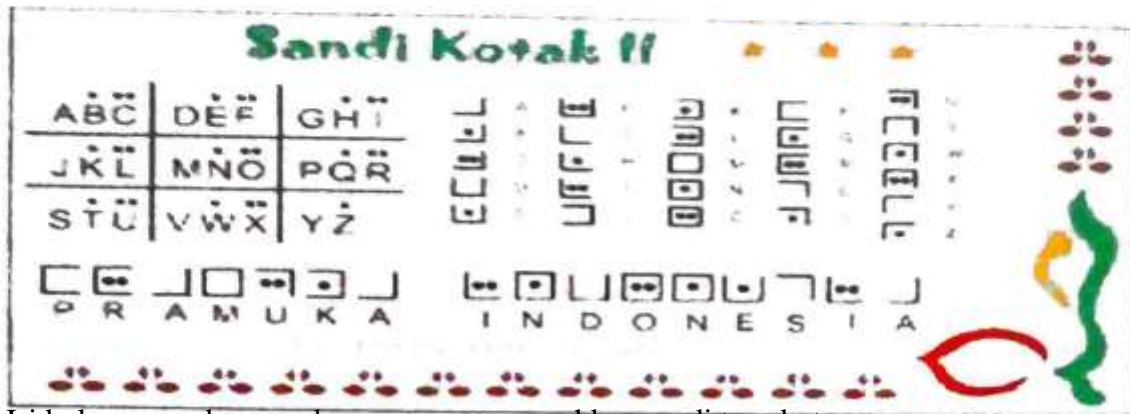
No	Sandi Kotak 1	English	Pronunciation	Mean
1	⌋⊥⌋⌋		a:mz	Zakat, sedekah
2	⌋⌋⌋⌋⊥		'eindʒəl	Malaikat
3	⌋⌋⌋⌋⌋⌋⊥⊥		ə'pɔsl	Rasul
4	⌋⌋⌋⌋⊥⊥⌋⌋		'eɪənst	Anti Tuhan
5	⌋⌋⊥⊥⊥⊥		bɪ'li:f	Kepercay aan

6	ג>ס>נ>ט>ט>נ>ו		'bu:drɔzəm	Agama Budha
7	א>ס>נ>נ>ט		'ʃærtɪ	Sedekah
8	ג>ס>נ>נ>ט		'kristʃen	Orang Kristen
9	א>ג>ס>נ>נ>ט		kristɪ 'æntɪ	Agama Kristen
10	ט>נ>ו>פ>נ		'ʃɜ:ʃ	Gereja
11	ל>פ>ל>ג>ו>פ>ל		'kri:ʃə	Makhluk
12	א>ס>ג>ל		'destɪnɪ	Takdir, Nasib
13	ע>ס>ל>ו>ל		'devɪl	Syaitan, Iblis
14	פ>ס>נ>ל		feɪə	Keimanan, Iman
15	ג>ס>ג>נ>ל		fa:stɪŋ	Puasa
16	ג>ל>פ>ע>ע>א>ל		'fəluəz	Para Pengikut
17	ל>פ>א>ג>ו>ל		'fə:ʃən	Nasib
18	ג>ח>ו		gɔd	Tuhan
19	ג>ח>ח>ח>ל>ל>>		'gʊdnɪs	Kebajikan
20	ל>א>ג>נ		'gɔspl	Kitab Injil
21	ל>א>נ>ח>ח>נ		'gaidəns	Petunjuk

21	מרת אב-אבן		'mɪdɔ inlɔ:	Mertua perempu an
22	אבן-אבן		'grændfa:ðɔ	Kakek
23	אבן-אבן		'grændmɪdɔ	Nenek
24	אבן-אבן		'grændsɪn	Cucu laki-laki
25	אבן-אבן		'grænddɔ:tɔ	Cucu perempu an
26	אבן-אבן		'stepfa:ðɔ	Ayah tiri
27	אבן-אבן		'stepmɪdɔ	Ibu tiri
28	אבן-אבן		'stepsɪn	Anak tiri laki-laki
29	אבן-אבן		'stepdɔ:tɔ	Anak tiri perempu n
30	אבן-אבן		'stepbrɪdɔ	Saudara tiri laki- laki
31	אבן-אבן		'stepsɪstɔ	Saudara tiri perempu an

CHAPTER XIV

UNCOUNTABLE NOUNS



Isi kolom yang kosong dengan cara memecahkan sandi tersebut.

No	Sandi Kotak 2	English	Pronunciation	Mean
1	⌋⌋⌋		əd'vais	Nasihat
2	⌋⌋⌋⌋⌋		brə	Bir
3	⌋⌋⌋⌋⌋		blʌn	Darah
4	⌋⌋⌋⌋⌋		brɛd	Roti
5	⌋⌋⌋⌋⌋		ʃɔ:k	Kapur
6	⌋⌋⌋⌋⌋⌋		'bʌtə	Mentega
7	⌋⌋⌋⌋⌋⌋		ʃi:s	Keju
8	⌋⌋⌋⌋		kɔ:n	Jagung

9	כֹּפִי		'kɔfi	Kopi
10	כֹּפֶת		'kɔtn	Kapas
11	אֵי		'faɪə	Api
12	טֶפֶן		flauə	Tepung
13	מִזְנוּן		fu:d	Makanan
14	פֵּרוֹת		fru:t	Buah- buahan
15	מַבְרָבֵן		'fɜ:nɪʃə	Perabot
16	גַּז		gæs	Gas
17	בֶּנְזִין		'gæsəli:n	Bensin
18	לֵמָּה		glu:	Lem
19	זָהָב		gould	Emas
20	עֵשֶׂב		gra:s	Rumput
21	עֲמֵר		'hʌnɪ	Madu
22	אֵס קְרִים (אֵס קְרִים)		ais kri:m	Es (krim)
23	מֵלֶכֶת מַעֲרָב		ɪnfə'meɪʃən	Informasi
24	צִיָּה		ɪŋk	Tinta
25	בַּיִת		'aɪən	Besi

26	ᠮᠢᠲᠦ		mi:t	Daging
27	ᠮᠢᠯᠬᠡ		mɪlk	Susu
28	ᠮᠠᠨᠢ		'mʌnɪ	Uang
29	ᠨᠢᠶᠤᠵᠢ		nyu:z	Berita
30	ᠨᠢᠶᠠᠬᠡ		oil	Minyak
31	ᠠᠶᠢᠷᠢᠵᠢᠵᠢᠰᠤ		'ɔ:rɪndʒ dʒu:s	Air- jeruk
32	ᠮᠡᠶᠢᠨᠲᠤ		peint	Cat
33	ᠮᠡᠷᠢᠰᠤ		'peipə	Kertas
34	ᠮᠡᠷᠢᠴᠢᠰᠤ		'pepə	Merica
35	ᠮᠡᠶᠢᠨᠲᠤ		'petrəl	Bensin
36	ᠮᠡᠷᠢᠴᠢᠰᠤ		'paudə	Tepung, bedak
37	ᠮᠡᠷᠢᠰᠤ		rais	Beras, nasi
38	ᠮᠡᠷᠢᠰᠤ		sɔ:lt	Garam
39	ᠮᠡᠷᠢᠰᠤ		sænd	Pasir
40	ᠮᠡᠷᠢᠰᠤ		sɔ:s	Sos
41	ᠮᠡᠷᠢᠰᠤ		smouk	Asap

42	סַבּוּן		soup	Sabun
43	סוּפּ		su:p	Sop
44	גוּלָה		'fugə	Gula
45	תֵּי		ti:	The
46	זְמַן		taim	Waktu
47	אֲדוּלְטָנִים-כֶּסֶף		tu:əpeist	Odol
48	אֵיר		'wɔ:tə	Air
49	אֵיר אַנְגּוּר		wain	Air anggur
50	כַּסְיָה		wɜ:k	Pekerjaan
51	קַיָּה		wud	Kayu

CHAPTER XV ANIMALS (HEWAN)

Rumus Sandi A = N

A	B	C	D	E	F	G	H	I	J	K	L	M
N	O	P	Q	R	S	T	U	V	W	X	Y	Z

Isi kolom yang kosong dengan cara memecahkan sandi tersebut.

No	Sandi A=N	English	Pronunciation	Meaning
1	NAG		ænt	Semut
2	ONG		bæt	Kalelawar
3	ORNE		beə	Beruang
4	ORQOHT		ˈbedbʌg	Kutuk busuk
5	ORR		bi:	Lebah, tawon
6	OVEQ		bɜ:d	Burung
7	OHGGRESYL		ˈbʌtəflai	Kupu-kupu
8	PNZRY		ˈkæməl	Onta
9	PNG		kæt	Kucing
10	PUVPXRA		ˈfɪkɪn	Ayam
11	PBPXEBNPU		ˈkəkrouf	Lipas, kecoak
12	PBJ		kau	Sapi
13	PENO		kræb	Kepiting
14	PEBPBQVYR		ˈkrəkədail	Buaya
15	QRRE		dɪə	Rusa
16	QBT		dɔg	Anjing
17	QHPX		dʌk	Itik, Bebek

18	RYRCUNAG		ʻelɪfənt	Gajah
19	SYL		flai	Lalat
20	SBK		fəks	Rubah
21	SEBT		frɔŋ	Katak
22	TBNG		gout	Kambing
23	TBBFR		gu:s	Angsa
24	UBEFR		hɔ:s	Kuda
25	UBHFR YVMNEQ		haus ʻlɪzəd	Cecak
26	VAFRPG		ʻɪnsekt	Serangga
27	YVBA		ʻlaiən	Singa
28	YBOFGRE			Udang laut
29	ZBAXRL		ʻmʌŋki	Monyet
30	ZBFDHVGB		məs ʻki:tou	Nyamuk
31	ZBHFR		maus	Tikus
32	BJY		aul	Burung hantu
33	CNEEBG		ʻpærət	Burung kakatua
34	CVT		pɪg	Babi
35	CVTRBA		ʻpɪdʒɪn	Burung merpati
36	CENJA		prɔ:n	Udang
37	ENOOVG		ʻræbt	Kelinci
38	ENG		Ræt	tikus besar
39	FUEVZC		frɪmp	Udang kecil
40	FANXR		sneik	Ular
41	FCVQRE		ʻspaidə	Laba-laba

42	GVTRE		Taigə	Harimau
43	GBEGBVFR		ˈto:təs	Penyu
44	JBYS		Wulf	Serigala
45	JBEZ		wɜ:m	Cacing

CHAPTER XVI MISCELLANY

Sandi Jam

07.00 : A	08.05 : N
07.05 : B	08.10 : O
07.010 : C	08.15 : P
07.15 : D	08.20 : Q
07.20 : E	08.25 : R
07.25 : F	08.30 : S
07.30 : G	08.35 : T
07.35 : H	08.40 : U
07.40 : I	08.45 : V
07.45 : J	08.50 : W
07.50 : K	08.55 : X
07.55 : L	09.00 : Y
08.00 : M	09.05 : Z

Isi kolom yang kosong dengan cara memecahkan sandi tersebut.

No	Sandi Jam	English	Pronunciation	Meaning
MEALS				
1	07.05 08.25 07.20 07.00 07.50 07.25 07.00 08.30 08.35		ˈbrekfəst	Sarapan pagi
2	07.55 08.40 08.05 07.10 07.35		lʌntʃ	Makan siang
3	07.15 07.40 08.05 08.05 07.20 08.25		ˈdɪnə	Makan malam
4	08.30 08.40 08.15 08.15 07.20 08.25		ˈsʌpə	Makan jauh malam
DEGREES OF TIME				
5	07.00- 08.30 07.20 07.10 08.10 08.05 07.15		əˈsekənd	Satu detik
6	07.00- 08.00 07.40 08.05 08.40 08.35 07.20		əˈmɪnɪt	Satu menit

7	07.00 08.05- 07.35 08.10 08.40 08.25		Enauə	Satu jam
8	08.10 08.05 07.20 08.10' 07.10 07.55 08.10 07.10 07.50		wan ə'klək	Jam satu
9	07.00- 07.15 07.00 09.00		ə dei	Satu hari
10	07.00- 08.05 07.40 07.30 07.35 08.35		ə nait	Satu malam
11	07.00- 08.50 07.20 07.20 07.50		ə wi:k	Satu minggu
12	07.00- 08.00 08.20 08.05 08.35 07.35		ə mʌnə	Satu bulan
13	07.00- 09.00 07.20 07.00 08.25		ə yɜ:	Satu tahun
14	07.00- 07.10 07.20 08.05 08.35 08.40 08.25 09.00		ə senʃuri	Satu abad
DAYS OF THE WEEK				
15	08.30 08.40 08.05 07.15 07.00 09.00		'sʌndɪ (eɪ)	Ahad
16			'mʌndɪ (eɪ)	Senin

	08.00 08.10 08.05 07.15 07.00 09.00			
17	08.35 08.40 07.20 08.30 07.15 07.00 09.00		ˈʃu:zdɪ (eɪ)	Selasa
18	08.50 07.20 07.15 08.05 07.20 08.30 07.15 07.00 09.00		ˈwenzdɪ (eɪ)	Rabu
19	08.35 07.35 08.40 08.25 08.30 07.15 07.00 09.00		ˈeɜ:zdɪ (eɪ)	Kamis
20	07.25 08.25 07.40 07.15 07.00 09.00		ˈfraɪdɪ (eɪ)	Jum'at
21	08.30 07.00 08.35 08.40 08.25 07.15 07.00 09.00		ˈsætədɪ (eɪ)	Sabtu
22	07.05 07.40 08.25 08.35 07.35 07.15 07.00 09.00		bɜ:əˈdɛɪ	Hari lahir
23	07.35 08.10 07.55 07.40 07.15 07.00 09.00		ˈhɒlədeɪ	Hari libur
24	08.45 07.00 07.10 07.00 08.35 07.40 08.10 08.05		vəˈkeɪʃən	Hari libur
25	07.10 07.35 08.25 07.40 08.30 08.35 08.00 07.00 08.30		ˈkrɪsməs	Hari natal

MONTHS OF THE YEAR				
26	07.45 07.00 08.05 08.40 07.00 08.25 09.00		ˈdʒænyuəri	Januari
27	07.25 07.20 07.05 08.25 08.40 07.00 08.25 09.00		ˈfebruəri	Februari
28	08.00 07.00 08.25 07.10 07.35		ma:tʃ	Maret
29	07.00 08.15 08.25 07.40 07.55		ˈeɪprəl	April
30	08.00 07.00 09.00		meɪ	Mei
31	07.45 08.40 08.05 07.20		dʒu:n	Juni
32	07.45 08.40 07.55 09.00		dʒu:lai	Juli
33	07.00 08.40 07.30 08.40 08.30 08.35		ˈɔ:gəst	Agustus
34	08.30 07.20 08.15 08.35 07.20 08.00 07.05 07.20 08.25		sepˈtembə	September
35	08.10 07.10 08.35 08.10 07.05 07.20 08.25		ɔkˈtəʊbə	Oktober

36	08.05 08.10 08.45 08.00 07.05 07.20		nou'vembə	November
37	07.15 07.20 07.10 08.00 07.05 07.20		dɪ'sembə	Desember
SEASON				
38	08.30 08.40 08.00 07.20 08.25		'sɪmə	Musim panas
39	07.25 07.00 07.55		fə:l	Musim gugur
40	08.50 07.40 08.05 07.20 08.25		'wɪntə	Musim dingin
41	08.30 08.15 08.25 08.05 07.30		sprɪŋ	Musim semi
42	08.25 07.00 07.40 09.00- 08.30 07.20 08.30 08.10 08.05		reɪnɪ 'si:zən	Musim hujan
43	07.15 08.25 09.00- 07.20 07.00 08.30 08.05		draɪ 'si:zən	Musim kemarau


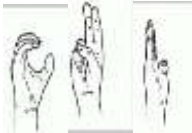



CHAPTER XVII

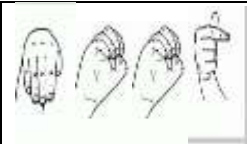
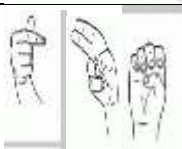


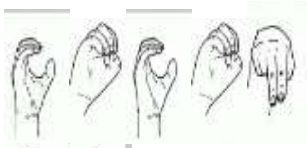



Istilah dalam pramuka

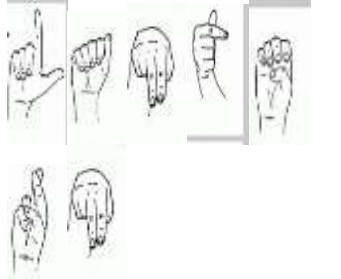
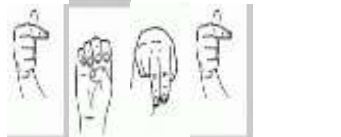
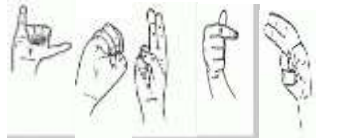
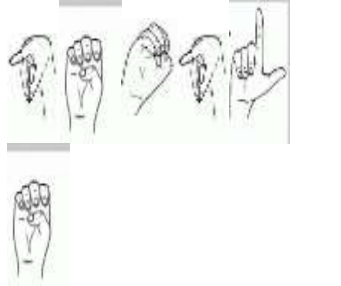
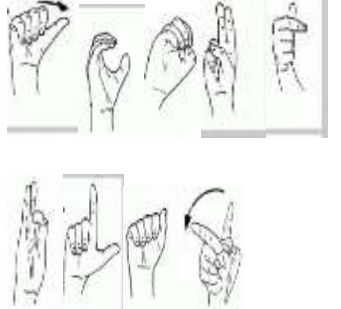
Sandi Helen Keller



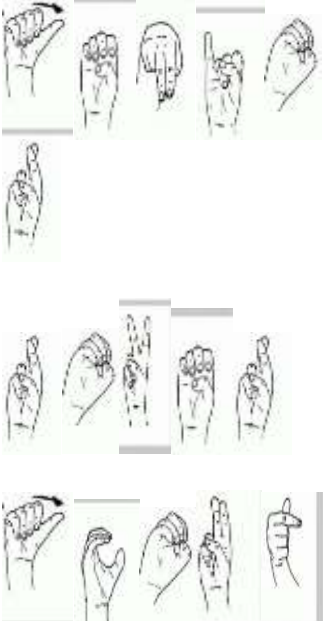
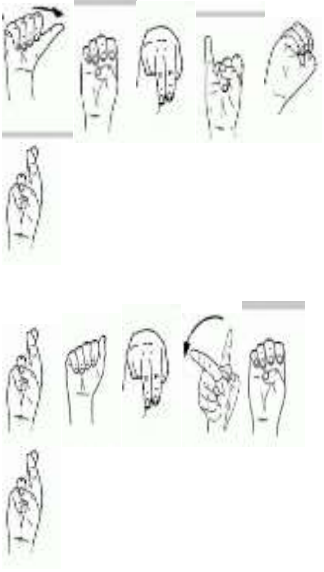
Isi kolom yang kosong dengan cara memecahkan sandi tersebut.


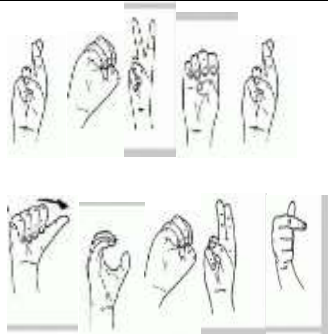
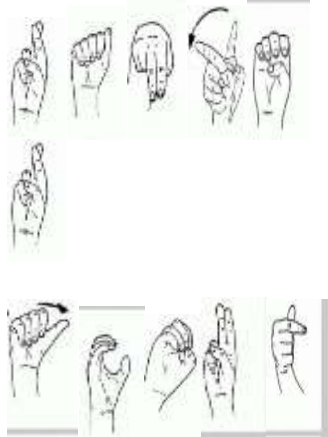
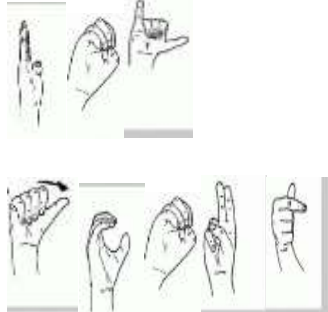
No	Sandi Helen Keller	English	Meaning
1			Dwisatya
2			Dwidarma
3			Pramuka
4			Anggaran Dasar
5			Raimuna

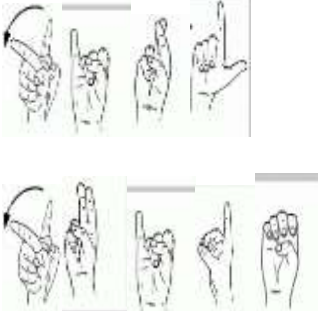
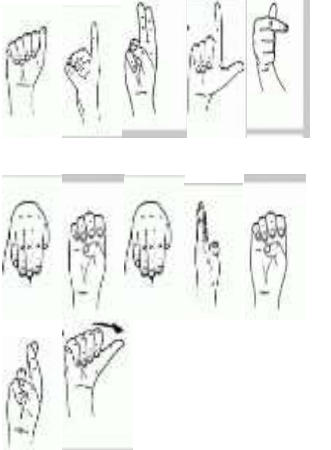
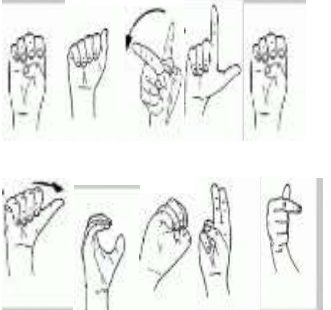

			
6	    		tunas kelapa
7	 		penjelajah






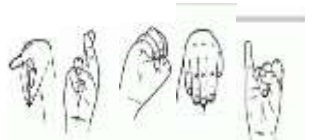


8			Ransel
9			Tenda
10			Muda
11			Praja
12			bendera pramuka

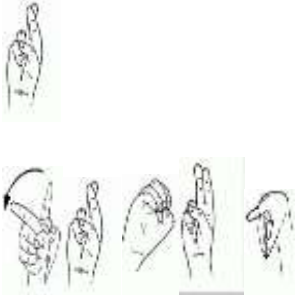
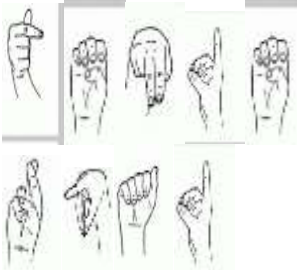
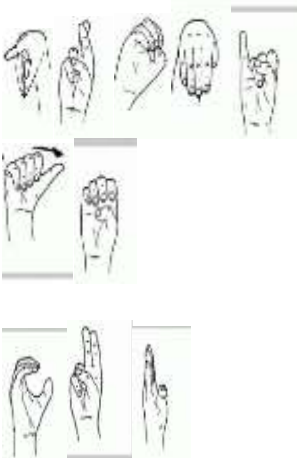

<p>13</p>	<p>A sequence of hand gestures for 'lintas alam'. The first row shows five gestures: a hand with the index finger pointing up, a hand with the index finger pointing right, a hand with the index finger pointing left, a hand with the index finger pointing down, and a hand with the index finger pointing up. The second row shows five gestures: a hand with the index finger pointing up, a hand with the index finger pointing right, a hand with the index finger pointing left, a hand with the index finger pointing down, and a hand with the index finger pointing up. The third row shows two gestures: a hand with the index finger pointing up and a hand with the index finger pointing right.</p>		<p>lintas alam</p>
<p>14</p>	<p>A sequence of hand gestures for 'Gerakan Pramuka'. The first row shows five gestures: a hand with the index finger pointing up, a hand with the index finger pointing right, a hand with the index finger pointing left, a hand with the index finger pointing down, and a hand with the index finger pointing up. The second row shows five gestures: a hand with the index finger pointing up, a hand with the index finger pointing right, a hand with the index finger pointing left, a hand with the index finger pointing down, and a hand with the index finger pointing up. The third row shows three gestures: a hand with the index finger pointing up, a hand with the index finger pointing right, and a hand with the index finger pointing left.</p>		<p>Gerakan Pramuka</p>
<p>15</p>	<p>A sequence of hand gestures for 'Kepramukaan'. The first row shows five gestures: a hand with the index finger pointing up, a hand with the index finger pointing right, a hand with the index finger pointing left, a hand with the index finger pointing down, and a hand with the index finger pointing up. The second row shows three gestures: a hand with the index finger pointing up, a hand with the index finger pointing right, and a hand with the index finger pointing left.</p>		<p>Kepramukaan</p>

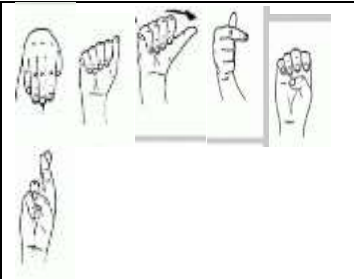
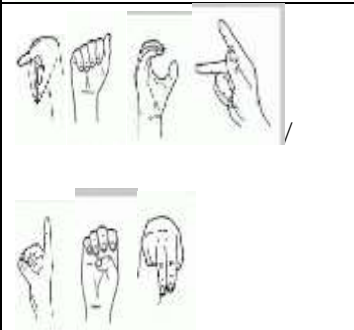
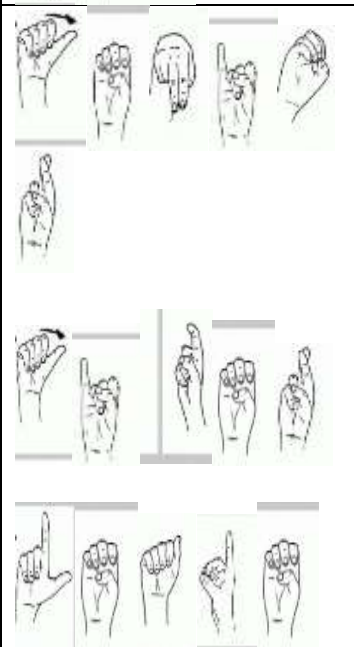
<p>16</p>	 <p>The diagrams for number 16 consist of four rows of hand gestures. The first row has five drawings, the second has one, the third has five, and the fourth has five. Each drawing shows a different way to form the number 16 using the fingers and thumb.</p>		<p>Pandega Putra</p>
<p>17</p>	 <p>The diagrams for number 17 consist of four rows of hand gestures. The first row has five drawings, the second has one, the third has five, and the fourth has one. Each drawing shows a different way to form the number 17 using the fingers and thumb.</p>		<p>Pandega Putri</p>





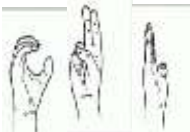
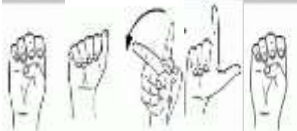


			
18			Penegak Putra
19			Penegak Putri
20			Penggalang Putra

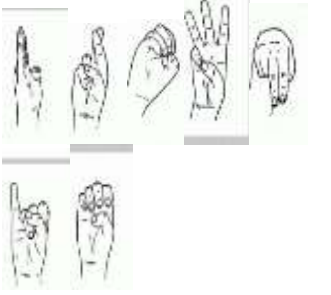
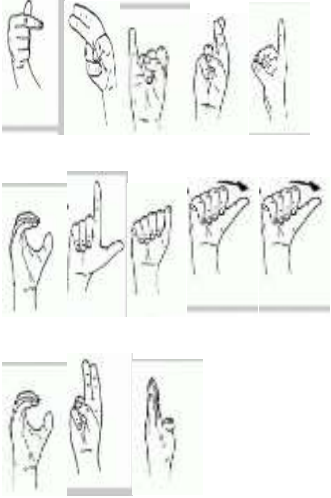
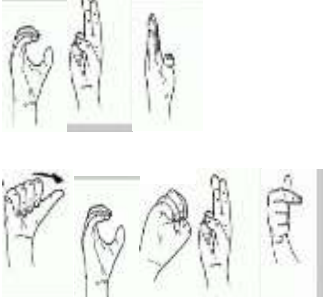
<p>21</p>	 <p>Two rows of hand signs for Penggalang Putri. The first row contains four signs, and the second row contains five signs.</p>		<p>Penggalang Putri</p>
<p>22</p>	 <p>Three rows of hand signs for Pramuka Dewasa. The first row has five signs, the second row has five signs, and the third row has two signs.</p>		<p>Pramuka Dewasa</p>
<p>23</p>	 <p>Two rows of hand signs for Pramuka Garuda. The first row has five signs, and the second row has five signs.</p>		<p>Pramuka Garuda</p>
<p>24</p>	 <p>Two rows of hand signs for Siaga Putra. The first row has three signs, and the second row has three signs.</p>		<p>Siaga Putra</p>

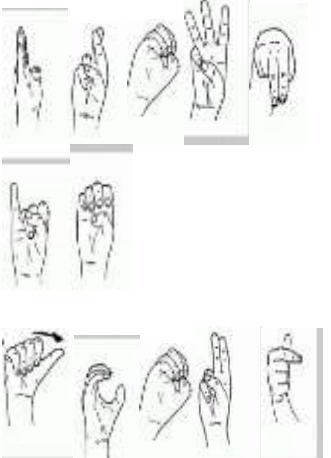
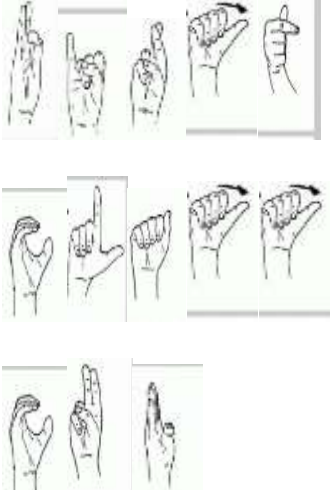
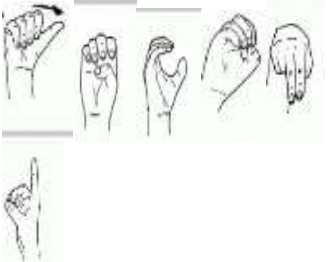
			
25	  		Siaga Putri
26	  		Tri Satya
27			Barung

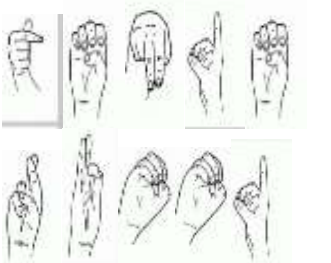

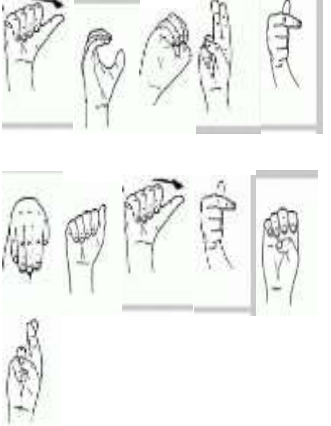
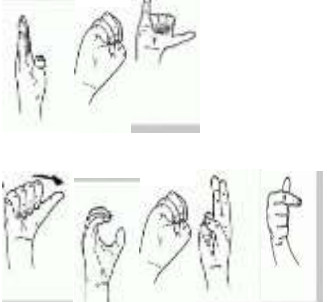
			
28			Calon Siaga
29			Dwi Satya
30			Pembina Siaga

			
31			Perindukan
32			Pimpinan Barung


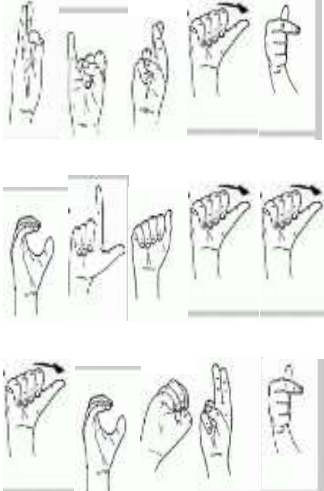
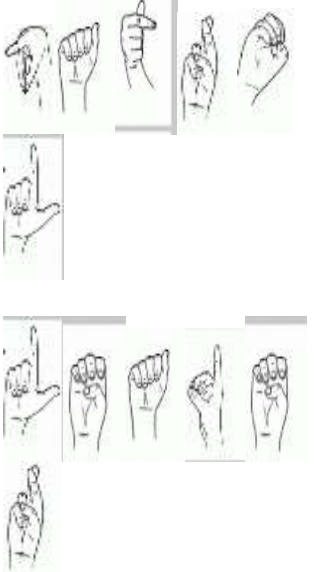
			
33	   		Siaga Bantu
34	 		Siaga Garuda (Putra)
35			Siaga Garuda (Putri)

			
<p>36</p>			<p>Siaga Mula</p>
<p>37</p>			<p>Siaga Putra</p>




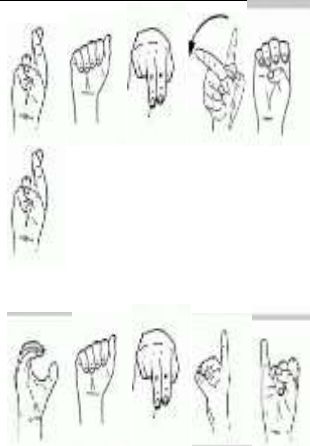
<p>38</p>	 <p>Hand signs for Siaga Putri: Five rows of five hand gestures each, showing various configurations of fingers and palms.</p>		<p>Siaga Putri</p>
<p>39</p>	 <p>Hand signs for Siaga Tata: Three rows of five hand gestures each, showing various configurations of fingers and palms.</p>		<p>Siaga Tata</p>
<p>40</p>	 <p>Hand signs for Wakil Pemimipn Barung: Two rows of five hand gestures each, showing various configurations of fingers and palms.</p>		<p>Wakil Pemimipn Barung</p>

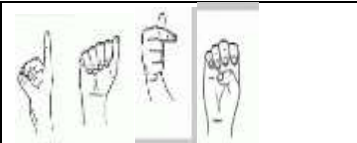
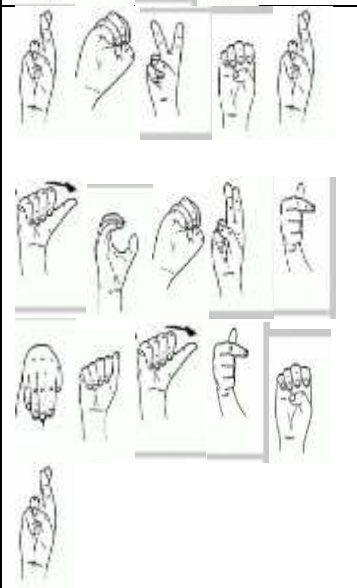
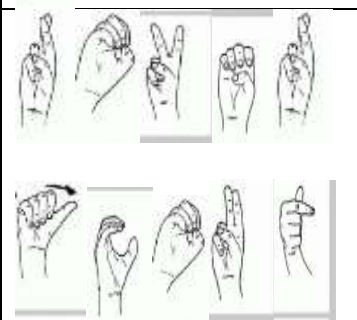
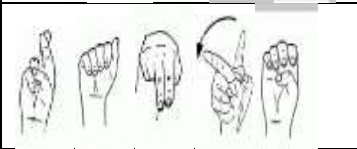
<p>41</p>	 <p>Hand signs for Calon Penggalang: Five rows of two hand gestures each. Row 1: index up, fist. Row 2: fist, index up. Row 3: fist, index up. Row 4: fist, index up. Row 5: fist, index up.</p>		<p>Calon Penggalang</p>
<p>42</p>	 <p>Hand signs for Pasukan: Five rows of two hand gestures each. Row 1: index up, fist. Row 2: fist, index up. Row 3: fist, index up. Row 4: fist, index up. Row 5: fist, index up.</p>		<p>Pasukan</p>
<p>43</p>	 <p>Hand signs for Pembina Penggalang: Two rows of five hand gestures each. Row 1: fist, fist, fist, fist, fist. Row 2: fist, fist, fist, fist, fist.</p>		<p>Pembina Penggalang</p>
<p>44</p>	 <p>Hand signs for Penggalang (Putra): Two rows of five hand gestures each. Row 1: fist, fist, fist, fist, fist. Row 2: fist, fist, fist, fist, fist.</p>		<p>Penggalang (Putra)</p>

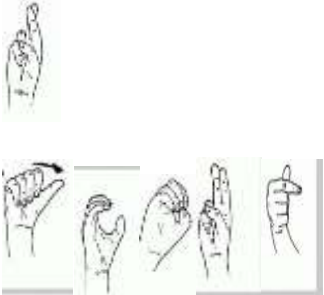
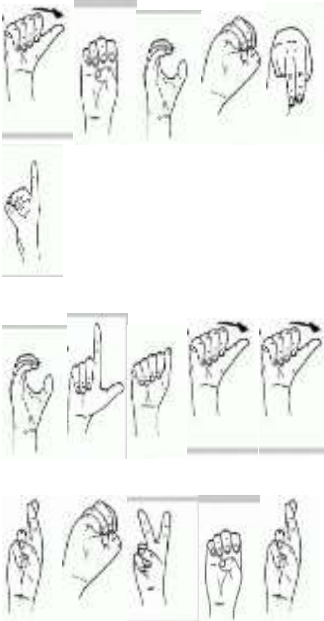
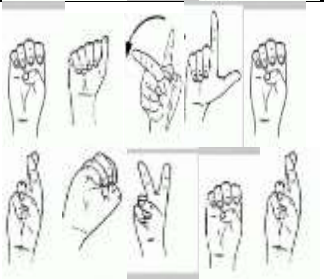
<p>45</p>	<p>Hand signs for Penggalang (Putri): Five rows of five hand gestures each, showing various configurations of fingers and palms.</p>		<p>Penggalang (Putri)</p>
<p>46</p>	<p>Hand signs for Penggalang Rakit: Five rows of five hand gestures each, showing various configurations of fingers and palms.</p>		<p>Penggalang Rakit</p>
<p>47</p>	<p>Hand signs for Penggalang Ramu: Five rows of five hand gestures each, showing various configurations of fingers and palms.</p>		<p>Penggalang Ramu</p>

			
48			Penggalang Terap
49			Pimpinan Regu

<p>50</p>	<p>Hand signs for 'Pratama': A sequence of five hand gestures. The first is a fist with the index finger pointing up. The second is a fist with the index finger pointing right. The third is a fist with the index finger pointing left. The fourth is a fist with the index finger pointing down. The fifth is a fist with the index finger pointing up.</p>		<p>Pratama</p>
<p>51</p>	<p>Hand signs for 'Regu': A sequence of five hand gestures. The first is a fist with the index finger pointing right. The second is a fist with the index finger pointing left. The third is a fist with the index finger pointing up. The fourth is a fist with the index finger pointing down. The fifth is a fist with the index finger pointing right.</p>		<p>Regu</p>
<p>52</p>	<p>Hand signs for 'Wakil Pimpinan Regu': A sequence of five hand gestures. The first is a fist with the index finger pointing up. The second is a fist with the index finger pointing right. The third is a fist with the index finger pointing left. The fourth is a fist with the index finger pointing down. The fifth is a fist with the index finger pointing up.</p>		<p>Wakil Pimpinan Regu</p>
















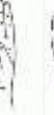



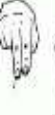








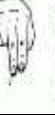


			
			
53			Calon Penegak (Putra)
54			Calon Penegak (Putri)

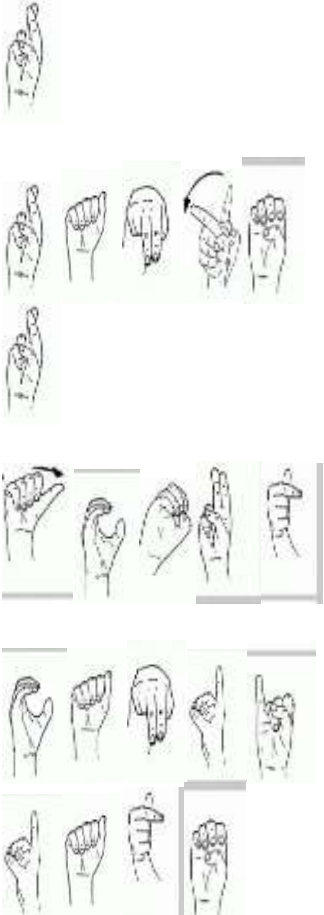
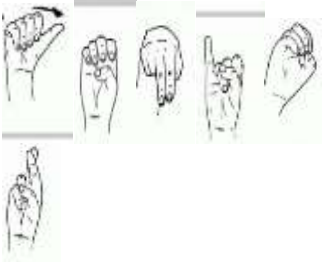
			
55			Pembina Penegak
56			Penegak (Putra)
57			Penegak (Putri)

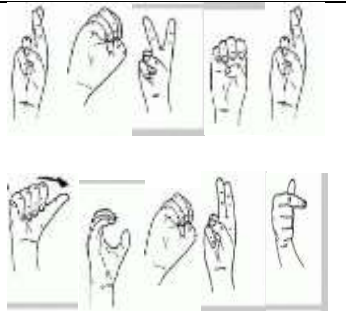
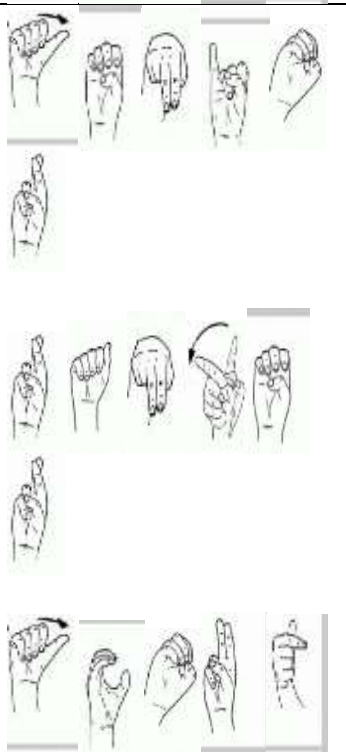
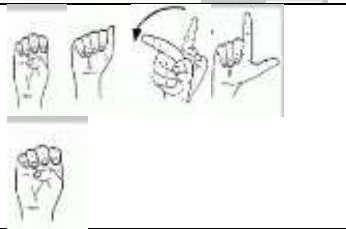
			
58			Penegak Bantara
59			Penegak Garuda

<p>60</p>	<p>Hand signs for 'Penegak Laksana' (60): A sequence of 15 hand gestures arranged in three rows of five. The gestures include various hand positions with fingers extended, curled, or pointing in different directions.</p>		<p>Penegak Laksana</p>
<p>61</p>	<p>Hand signs for 'Pimpinan Sangga' (61): A sequence of 11 hand gestures arranged in three rows. The first row has 4 gestures, the second row has 5, and the third row has 2. The gestures show different hand configurations, including pointing and curled fingers.</p>		<p>Pimpinan Sangga</p>
<p>62</p>	<p>Hand signs for 'Pradana (Putra)' (62): A sequence of 10 hand gestures arranged in two rows of five. The gestures include various hand positions, such as pointing, curled fingers, and open palms.</p>		<p>Pradana (Putra)</p>


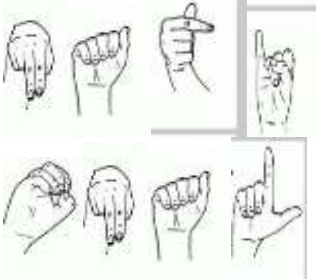
<p>63</p>	<p>Hand signs for Pradana (Putri): A sequence of five hand gestures. The first row shows four signs: index finger pointing up, hand with fingers curled, hand with fingers curled and thumb up, index finger pointing up with thumb up, and a fist. The second row shows one sign: index finger pointing up. The third row shows four signs: hand with fingers curled, hand with fingers curled, index finger pointing up, and a fist.</p>		<p>Pradana (Putri)</p>
<p>64</p>	<p>Hand signs for Sangga: A sequence of four hand gestures. The first row shows four signs: index finger pointing up with thumb up, hand with fingers curled, hand with fingers curled, and index finger pointing up with thumb up.</p>		<p>Sangga</p>
<p>65</p>	<p>Hand signs for Wakil Pimpinan Sangga: A sequence of 15 hand gestures. The first row shows five signs: hand with fingers curled and thumb up, hand with fingers curled, hand with fingers curled, hand with fingers curled, and hand with fingers curled. The second row shows one sign: index finger pointing up. The third row shows four signs: index finger pointing up with thumb up, hand with fingers curled, hand with fingers curled, and index finger pointing up with thumb up. The fourth row shows five signs: index finger pointing up, hand with fingers curled, hand with fingers curled, index finger pointing up, and a fist.</p>		<p>Wakil Pimpinan Sangga</p>









			
66	                        		Calon Pandega (Putra)
67	    		Calon Pandega (Putri)

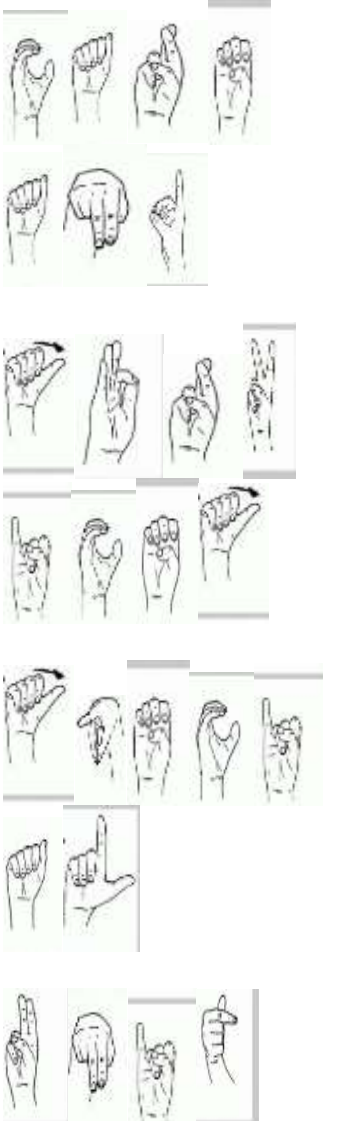
			
			<p>Pandega (Putra)</p>

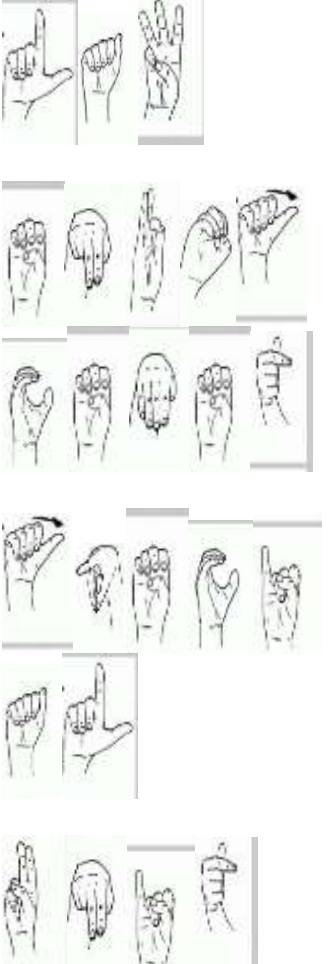
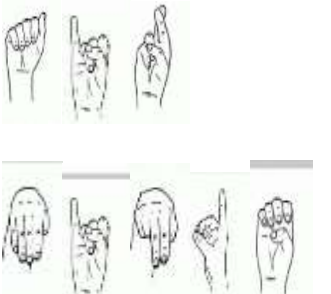
			
68			Pandega (Putri)
69			Pandega Garuda

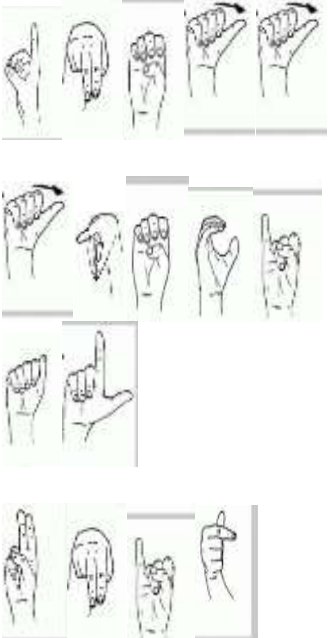
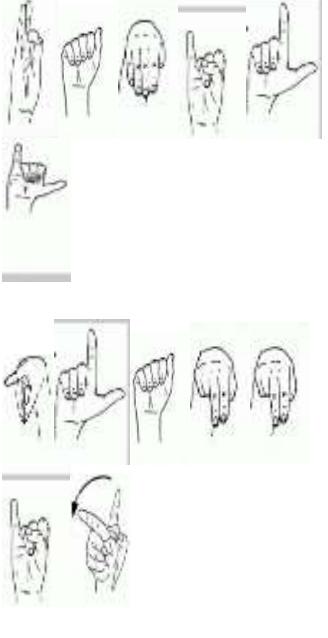
	<p>A collection of hand signs for the word 'Racana'. The signs include: a hand with the index finger pointing up, a hand with the index and middle fingers pointing up, a hand with the index and middle fingers pointing down, a hand with the index and middle fingers pointing up and the thumb pointing right, a hand with the index finger pointing up, a hand with the index and middle fingers pointing up, a hand with the index and middle fingers pointing down, a hand with the index and middle fingers pointing up and the thumb pointing left, and a hand with the index and middle fingers pointing up.</p>		
70	<p>A collection of hand signs for the word 'Racana'. The signs include: a hand with the index finger pointing up, a hand with the index and middle fingers pointing up, a hand with the index and middle fingers pointing down, and a hand with the index and middle fingers pointing up and the thumb pointing right.</p>		Racana
71	<p>A collection of hand signs for the word 'Kwartir Cabang'. The signs include: a hand with the index finger pointing up, a hand with the index and middle fingers pointing up, a hand with the index and middle fingers pointing down, a hand with the index and middle fingers pointing up and the thumb pointing right, a hand with the index and middle fingers pointing up, a hand with the index and middle fingers pointing down, a hand with the index and middle fingers pointing up and the thumb pointing left, a hand with the index and middle fingers pointing up, a hand with the index and middle fingers pointing up, a hand with the index and middle fingers pointing down, a hand with the index and middle fingers pointing up and the thumb pointing right, a hand with the index and middle fingers pointing up, a hand with the index and middle fingers pointing down, a hand with the index and middle fingers pointing up and the thumb pointing left, a hand with the index and middle fingers pointing up, and a hand with the index and middle fingers pointing down.</p>		Kwartir Cabang

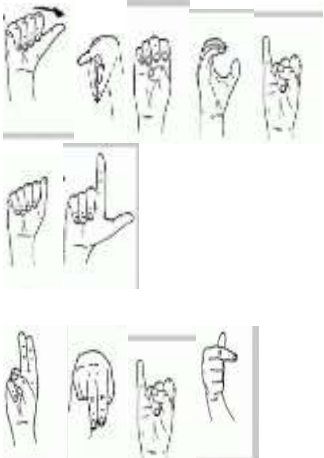
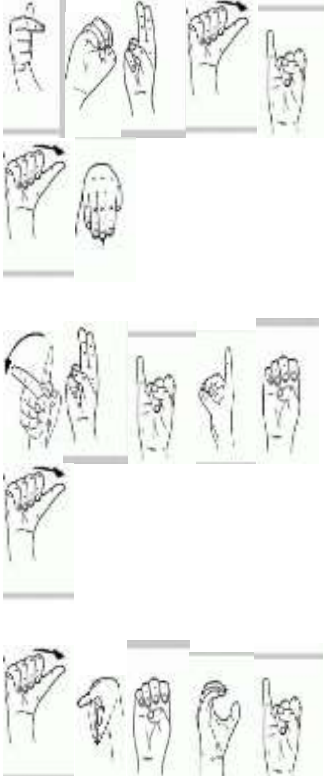
<p>72</p>			<p>Kwartir Daerah</p>
<p>73</p>			<p>Kwartir Nasional</p>
























	 		
74	   		Kwartir Ranting
75	 		Saka Bhakti Husada

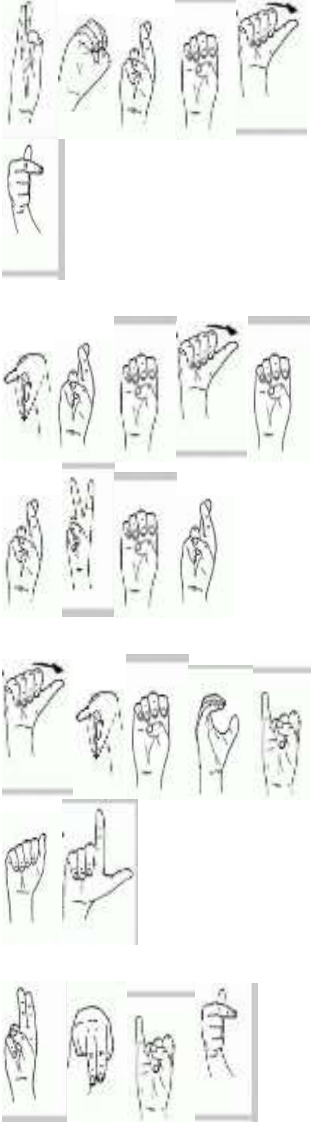

		
--	--	--

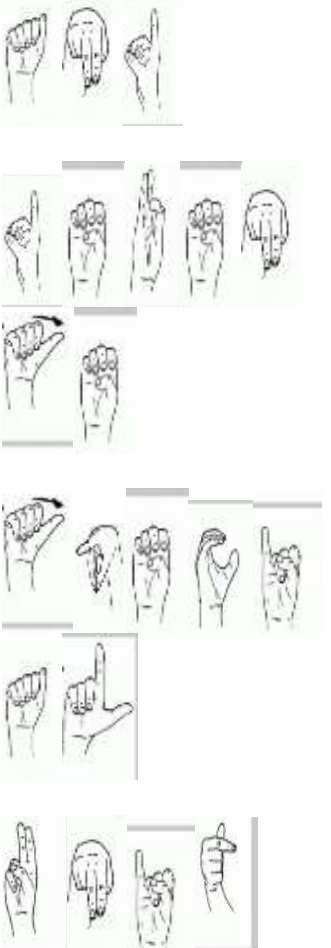
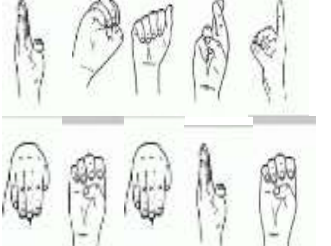
			<p>Saka Bhayangkara</p>
<p>76</p>			<p>Saka Dirgantara</p>

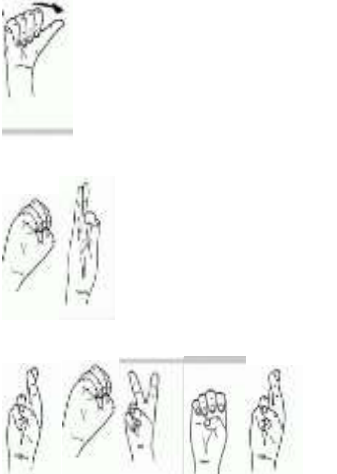
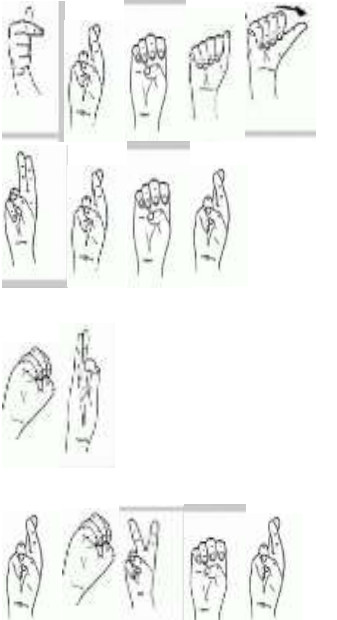

			
<p>77</p>			<p>Saka Kencana</p>

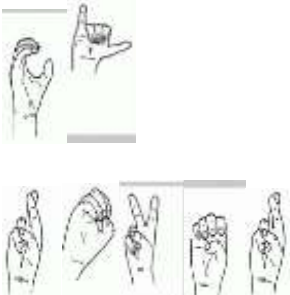
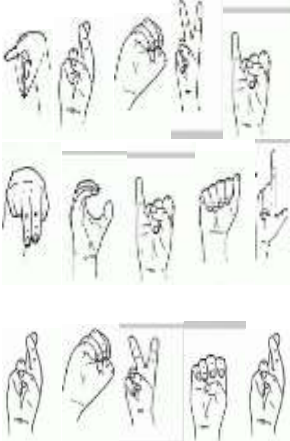
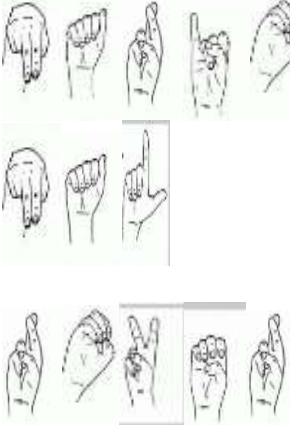
			
<p>78</p>			<p>Saka Pariwisata</p>

	 		
<p>79</p>	                    		<p>Saka Taruna Bumi</p>

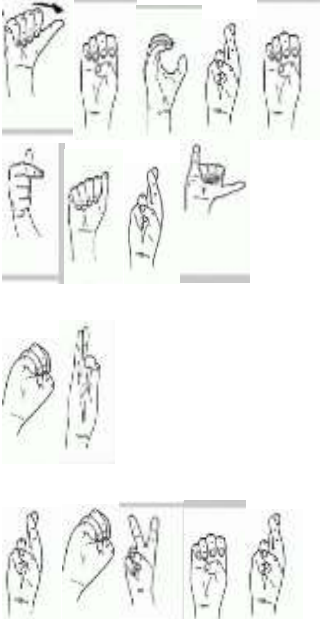
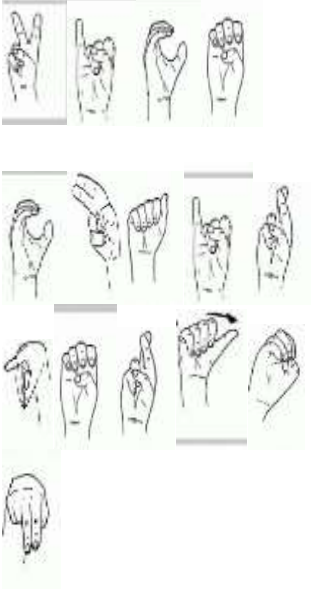
<p>80</p>			<p>Saka Wanabakti</p>
<p>81</p>			<p>Saka Wira Kartika</p>

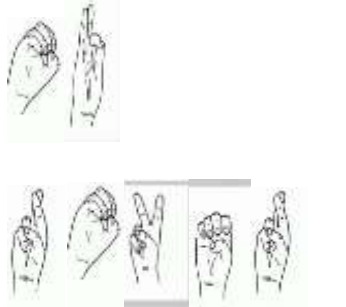
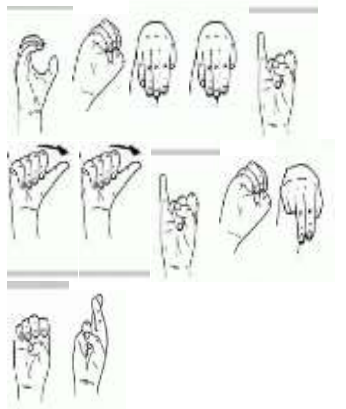
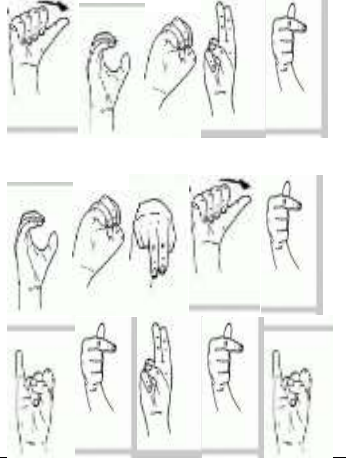
			
82			<p>Anggota Dewan Kerja</p>

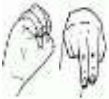
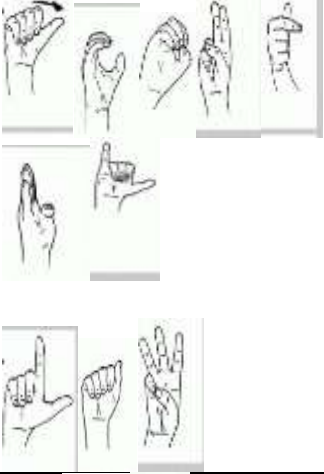
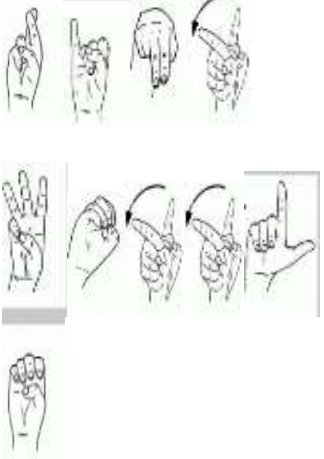

			
83			<p>Bendahara Dewan Kerja</p>
84			<p>Dewan Kerja Cabang (DKC)</p>

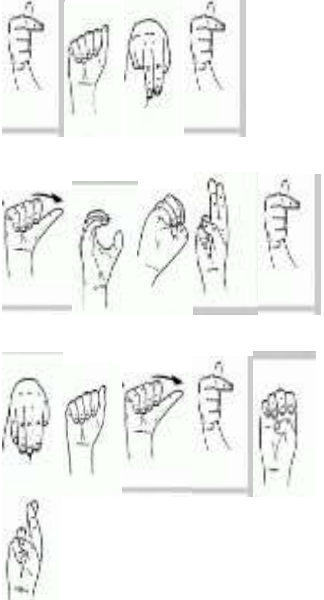
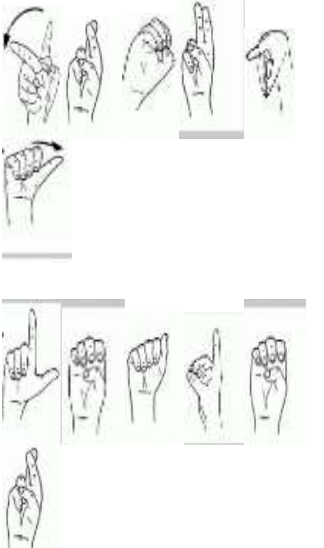
			
85			Dewan Kerja Daerah (DKD)
86			Dewan Kerja Nasional (DKN)

<p>87</p>	<p>Hand signs for 'Dewan Kerja Ranting (DKR)'. The signs are arranged in three rows: the first row has five signs, the second row has three signs, and the third row has five signs.</p>		<p>Dewan Kerja Ranting (DKR)</p>
<p>88</p>	<p>Hand signs for 'Ketua Dewan Kerja'. The signs are arranged in four rows: the first row has five signs, the second row has five signs, the third row has one sign, and the fourth row has two signs.</p>		<p>Ketua Dewan Kerja</p>

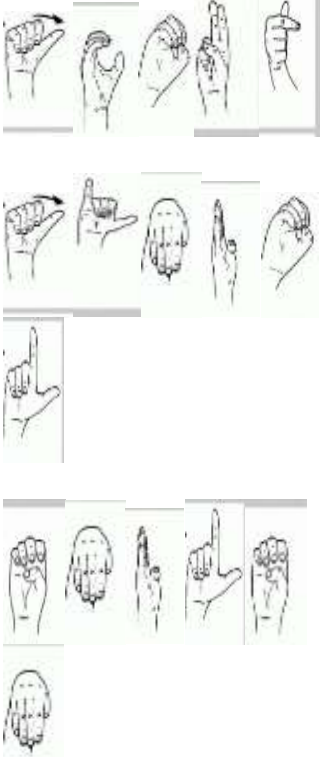
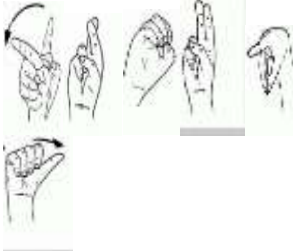

<p>89</p>	 <p>A collection of 18 hand signs for 'Sekertaris Dewan Kerja'. The signs are arranged in four rows: the first row has five signs, the second row has four signs, the third row has two signs, and the fourth row has five signs. Each sign is a line drawing of a hand in a specific gesture.</p>		<p>Sekretaris Dewan Kerja</p>
<p>90</p>	 <p>A collection of 18 hand signs for 'Wakil Ketua Dewan Kerja'. The signs are arranged in four rows: the first row has four signs, the second row has five signs, the third row has five signs, and the fourth row has one sign. Each sign is a line drawing of a hand in a specific gesture.</p>		<p>Wakil Ketua Dewan Kerja</p>

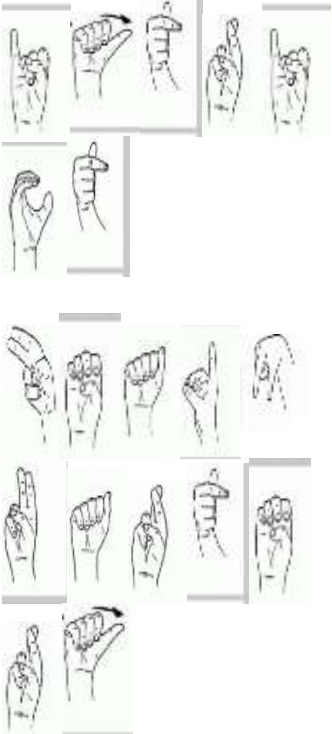
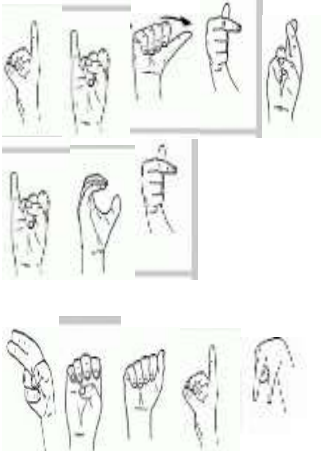
			
91			Andalan
92			Anggaran Dasar Pramuka


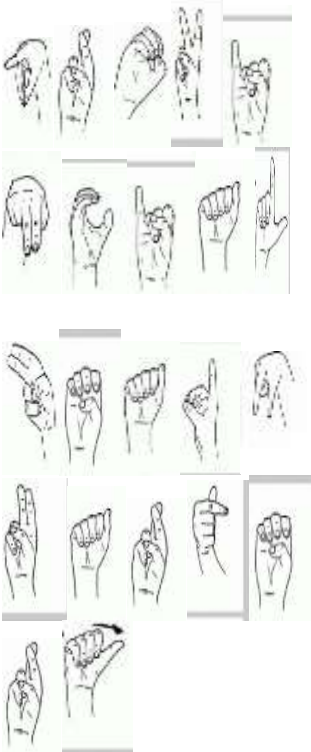

			
93			A R T Pramuka
94			Ring Setangan Leher
95			Pembantu Pembina

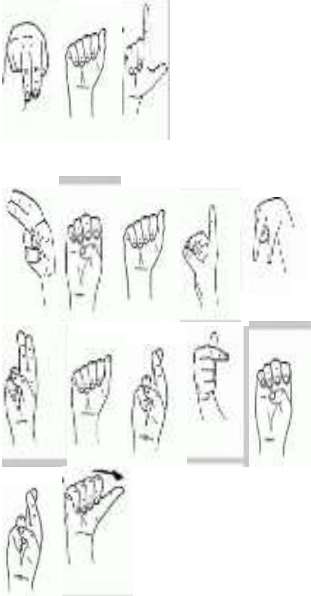
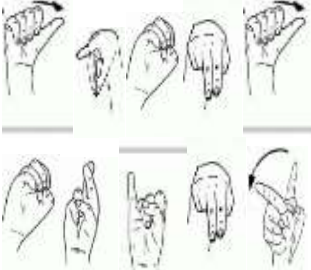
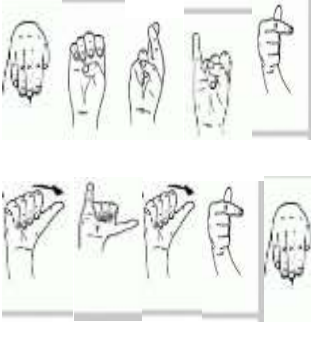
			
<p>96</p>			<p>Pembina Penegak</p>

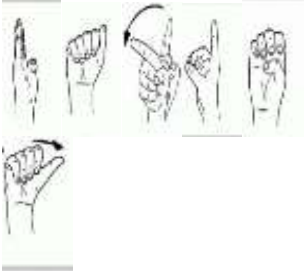
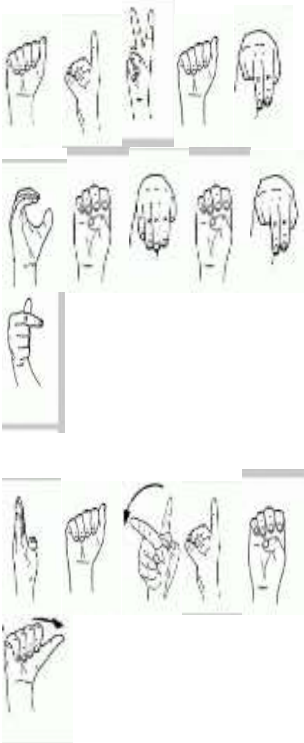
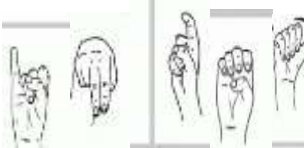
<p>97</p>	<p>Five hand signs for 'Pelatih' (Trainer): 1. Index finger pointing up, palm facing left. 2. Fingers curled, thumb pointing up, palm facing left. 3. Fingers curled, thumb pointing up, palm facing right. 4. Index finger pointing up, palm facing left. 5. Fingers curled, thumb pointing up, palm facing left.</p>		<p>Pelatih</p>
<p>98</p>	<p>Eight hand signs for 'Andalan' (Trustworthy): 1. Fingers curled, thumb pointing up, palm facing left. 2. Fingers curled, thumb pointing up, palm facing left. 3. Fingers curled, thumb pointing up, palm facing left. 4. Fingers curled, thumb pointing up, palm facing left. 5. Index finger pointing up, palm facing left. 6. Fingers curled, thumb pointing up, palm facing left. 7. Fingers curled, thumb pointing up, palm facing left. 8. Fingers curled, thumb pointing up, palm facing left.</p>		<p>Andalan</p>
<p>99</p>	<p>Five hand signs for 'Pelindung' (Protector): 1. Index finger pointing up, palm facing left. 2. Fingers curled, thumb pointing up, palm facing left. 3. Fingers curled, thumb pointing up, palm facing left. 4. Index finger pointing up, palm facing left. 5. Fingers curled, thumb pointing up, palm facing left.</p>		<p>Pelindung</p>
<p>100</p>	<p>Eight hand signs for 'Pramuka Utama' (Senior Scout): 1. Fingers curled, thumb pointing up, palm facing left. 2. Index finger pointing up, palm facing left. 3. Index finger pointing up, palm facing left. 4. Fingers curled, thumb pointing up, palm facing left. 5. Index finger pointing up, palm facing left. 6. Fingers curled, thumb pointing up, palm facing left. 7. Fingers curled, thumb pointing up, palm facing left. 8. Index finger pointing up, palm facing left.</p>		<p>Pramuka Utama</p>

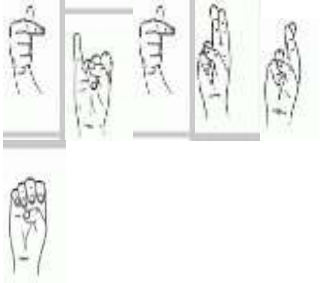
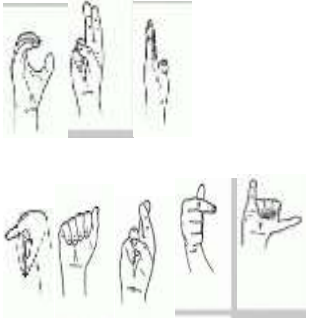
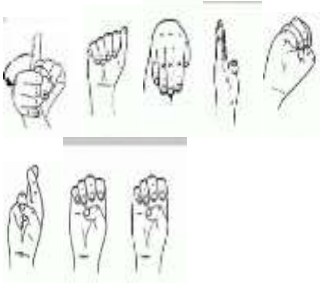
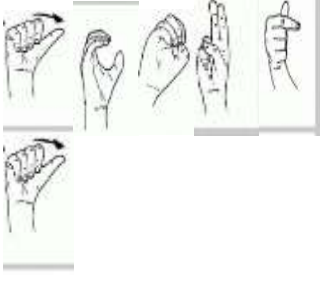
<p>101</p>			<p>Lambang Pramuka</p>
<p>102</p>			<p>Gugus Depan</p>
<p>103</p>			<p>Kwartir Ranting</p>

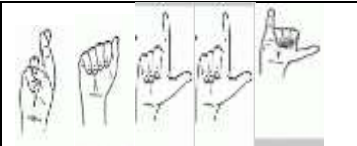
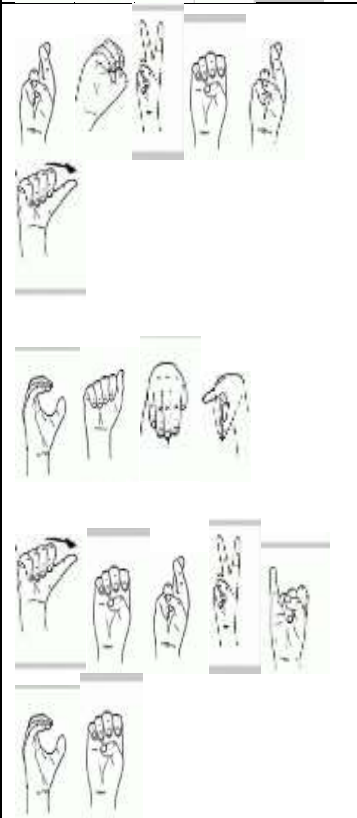
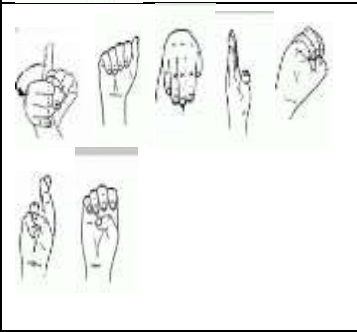
			
<p>104</p>			<p>Kwartir Cabang</p>

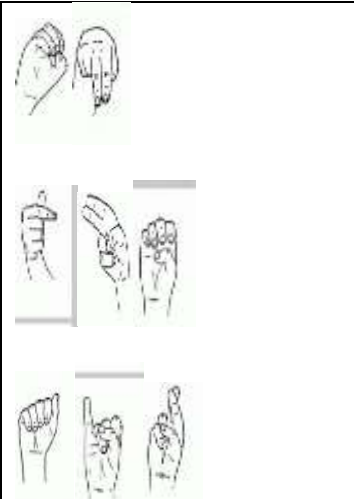
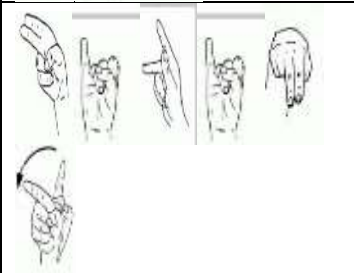
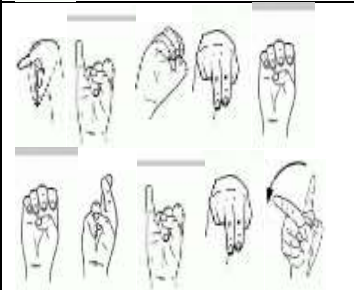
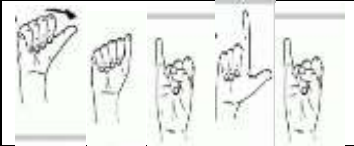
			
105			Kwartir Daerah
106			Kwartir Nasional


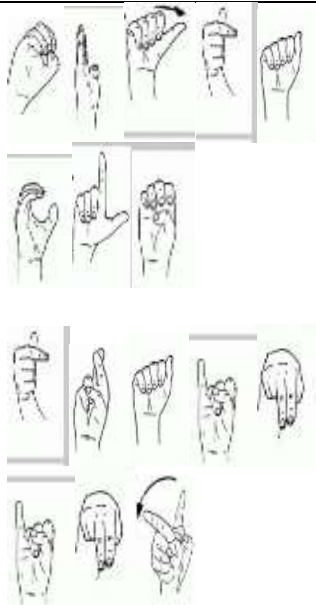
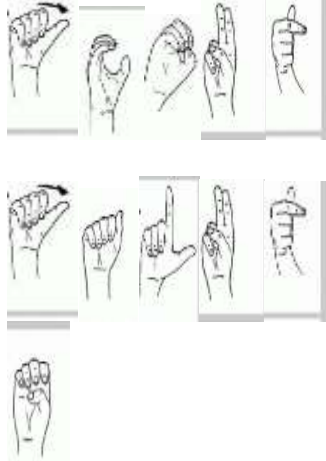
			
107			Majelis Pembimbing
108			SKU(TKU)

			
109			SKK (TKK)
110			Pelantikan

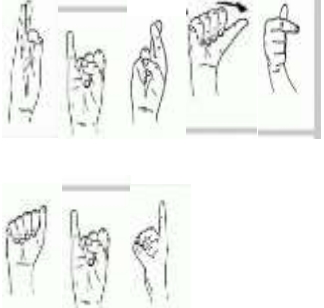
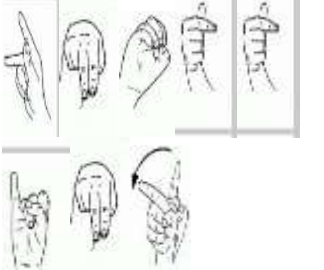


			
111			Pesta siaga
112			Jambore
113			Lomba Tingkat

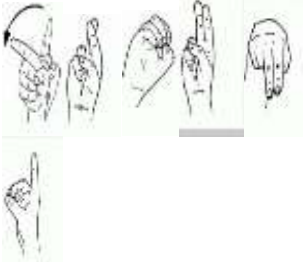
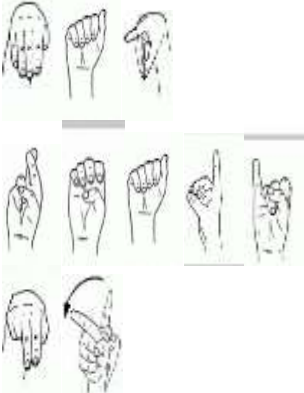
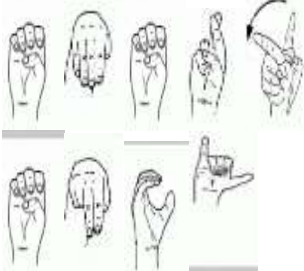
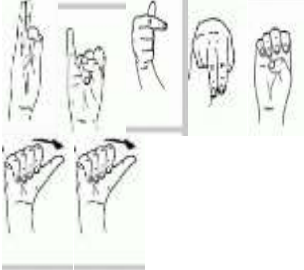
			
114			Perkemahan Wirakarya
115			Jambore Udara

			
116			Pengembaraan
117			Perintisan
118			Berlayar

			
119			Halang Rintang
120			Salam Pramuka

121	<p>Hand signs for 'Tepuk Pramuka' (Scout Salute). The top row shows five signs: a fist with the thumb up, a fist with the index finger up, a fist with the middle finger up, a fist with the ring finger up, and a fist with the pinky up. The bottom row shows four signs: a fist with the thumb up, a fist with the index finger up, a fist with the middle finger up, and a fist with the ring finger up.</p>		Tepuk Pramuka
122	<p>Hand signs for 'Api Unggun' (Scout Fire). The top row shows five signs: a fist with the thumb up, a fist with the index finger up, a fist with the middle finger up, a fist with the ring finger up, and a fist with the pinky up. The bottom row shows three signs: a fist with the thumb up, a fist with the index finger up, and a fist with the middle finger up.</p>		Api Unggun
123	<p>Hand signs for 'Mencari Jejak' (Scout Search). The top row shows five signs: a fist with the thumb up, a fist with the index finger up, a fist with the middle finger up, a fist with the ring finger up, and a fist with the pinky up. The bottom row shows three signs: a fist with the thumb up, a fist with the index finger up, and a fist with the middle finger up.</p>		Mencari Jejak
124	<p>Hand signs for 'Peta Pita' (Scout Map). The top row shows five signs: a fist with the thumb up, a fist with the index finger up, a fist with the middle finger up, a fist with the ring finger up, and a fist with the pinky up. The bottom row shows one sign: a fist with the thumb up.</p>		Peta Pita

<p>125</p>			<p>Pertolongan Pertama</p>
<p>126</p>			<p>Tali-Temali</p>
<p>127</p>			<p>Maenaksir</p>
<p>128</p>			<p>Bumi Perkemahan</p>

			
129			Map Reading
130			Keadaan Darurat
131			Kesegaran Jasmani

