

BIBLIOGRAPHY


- ArikuntoSuharsimi. 2014. *Manajemen Penelitian*. Jakarta: RinekaCipta.
- Anwar, Desy. 2003. *Kamus Besar Bahasa Indonesia Terbaru*,. Surabaya: Amelia Surabaya.
- Bungin, Burhan. 2008. *Metodologi Penelitian Kuantitatif*. Jakarta: Kencana.
- D'Arcy, Mark. *Introduction Mnemonics*
- Giordano, Gerald. 2010. "Mnemonic Technique that Improve Reading Comprehension". *A journal of Educational Strategies, Issue, and Ideas* 56, no.4.
- Harmer, Jeremy. 2007. *The Practice of English Language Teaching*. London: Longman, 4th edition.
- Hatch, Evelyn and Brown, Cheryl. 1997. *Vocabulary, Semantic, and Language Education*. New York: Cambridge University Press.
- Hornby, A S. 2008. *Oxford Learner's Pocket Dictionary*. New York: Oxford University Press, 4th edition.
- Jurowski, Kamil. 2015. *Mnemonics Devices in Science*. Krakow: Scientiae et Didactics.
- Keightley, Emily. 2012. *The Mnemonic Imagination*. US: MACMILLAN.
- Levin Joel R. and friends. 1982. "Mnemonic Versus Non-mnemonic Vocabulary Learning Strategies for Children." *American Educational Research Journal Spring* 19, no. 1.
- Nunan, David. 1992. *Research Method in Language Learning*. Cambridge: Cambridge University Press.
- O'Brien, Dominic. 2005. *How to Develop a Brilliant Memory*. New York: Shelter Harbor Press.
- Oxford. 2008. *Learner's Pocket Dictionary Fourth Edition*: New York: Oxford University Press.

- Pennie and Marshall, Patricia. 2004. *An Active Learning Dictionary*. Singapore, Learners Publishing.
- Pressley, Michael and his friends. 1981. "Use of a Mnemonic Technique to Teach Young Children Foreign Language Vocabulary." *Contemporary Educational Psychology* 6.
- Putnam, Adam L. 2015. "Mnemonic in Education: Current Research and Application." *Translational Issue in Psychological Science* 1, No. 2.
- Reber, Arthur S. and Reber, Emily S. 2010. *The Penguin Dictionary of Psychology*. Yogyakarta: Pustaka Pelajar.
- Richards, Jack C and Renandya, Willy A. 2002. *Methodology in Language Teaching*. New York: Cambridge University Press.
- Rindwan and Akdon. 2002. *Rumus dan Data dalam Analisis Statistika*, Bandung: Alfabeta
- Saepuddin, and his team. 2013. *Pedoman Penulisan Karya Ilmiah*. STAIN Parepare.
- Sobur, Alex. 2016. *Kamus Psikologi*. Bandung: CV Pustaka Setia.
- Sugiyono. 2010. *Metode Penelitian Pendidikan Pendekatan Kuantitatif, Kualitatif dan R & D*. Bandung: Alfabeta.
- Sugiyono. 2016. *Metode Penelitian Kuantitatif , Kualitatif dan R&D*, (Bandung: Alfabeta. 2016)
- Thornbury, Scott. 2002. *How Teach Vocabulary*. England: Longman.
- Ur, Penny. 1996. *A course in Language Teaching Practice and Theory*. Cambridge: Cambridge University Press.
- Zubair, Muhammad Kamal, and his team. 2020. *Pedoman Penulisan Karya Ilmiah IAIN Parepare Tahun 2020*. Parepare: IAIN Parepare Nusantara Press.



APPENDICES

APPENDIX 1: Instrument of the research

	<p>KEMENTERIAN AGAMA REPUBLIK INDONESIA</p> <p>INSTITUTE AGAMA ISLAM NEGERI (IAIN)</p> <p>PAREPARE</p> <p>JURUSAN TARBIYAH</p> <p>Jl. Amal Bakti No. 8 Soreang 911331</p> <p>Telepon (0421)21307, Faksimail (0421) 2404</p>
	<p>VALIDASI INSTRUMEN PENELITIAN PENULISAN</p> <p>SKRIPSI</p>

NAMA MAHASISWA : HASNIYANTI

NIM/ PRODI : 16.1300.120/ PBI

JURUSAN : TARBIYAH

JUDUL : ENHANCING STUDENTS' VOCABULARY MASTERY THROUGH MNEMONICS TECHNIQUE AT RUMAH BAMBU PINTAR (RBP) DESA WIRINGTASI KEC. SUPPA KAB. PINRANG

Instrumen penelitian

Dalam penelitian ini, peneliti akan menggunakan pre-experiment dengan memberikan pre-tes dan post- test yang sama pada kelas eksperimen serta dilengkapi dengan instruksi pada instrumen sebagai berikut:

Instrument of the Pre-test

A. Choose the correct a, b, c or d to answer the question below by giving mark (X)!

- Marcel and Jennifer dream about house in the future.
 - Their
 - Theirs
 - Them
 - They



2. He has hair.

- a. Small
- b. Big
- c. Long
- d. Short



3. What shape is the mirror?

- a. Circle
- b. Oval
- c. Diamond
- d. Rectangle



4. What shape is the ring?

- a. Star
- b. Diamond
- c. Oval
- d. Circle



5. What shape is the book?

- a. Rectangle
- b. Square
- c. Diamond
- d. Triangle



6.  that is...

- a. Big triangle and small pentagon
- b. Small diamond and big hexagon
- c. Small hexagon and big pentagon
- d. Big hexagon and small triangle

7. She has a bedroom.

- a. Big
- b. Large
- c. Narrow
- d. Short



8. She rides to go to the school.

- a. Circle
- b. Bicycle
- c. Motorcycle
- d. Boat



9. They read about politic in the morning.


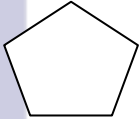
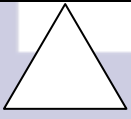
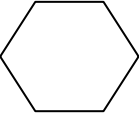

- a. Newspaper
- b. Magazine
- c. Notebook
- d. Novel



10. Jams is a pilot. Where does he work?

- a. In school
- b. In Airplane
- c. In Harbor
- d. In Train station

B. Match the pictures with the words below! (Number 11-15)

11		<input type="radio"/>	<input type="radio"/>	Pentagon
12		<input type="radio"/>	<input type="radio"/>	Square
13		<input type="radio"/>	<input type="radio"/>	Circle
14		<input type="radio"/>	<input type="radio"/>	Triangle
15		<input type="radio"/>	<input type="radio"/>	Hexagon

C. Read the story and filling the blank with pronouns and articles.

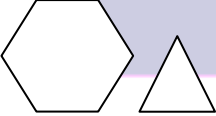
Rizal lives in¹⁶ _____apartment with¹⁷ _____sister, mom, and dad.¹⁸
 _____apartment has three bedrooms,¹⁹ _____kitchen,²⁰ _____bathroom and²¹
 _____living room. Rizal's dad works in²² _____office and ²³ _____ mom stays
 at home and looks after²⁴ _____apartment. Rizal's sister works in ²⁵ _____
 bookstore. Every month Rizal and his sister go to village to visit ²⁶ _____
 grandmother. ²⁷ _____are very glad to see ²⁸ _____,
 because²⁹ _____grandmother always makes a delicious food for ³⁰ _____.

Instrument of the Post-test

A. Read the story and fill in the blank with pronouns and articles.

Rizal lives in¹ _____apartment with ² _____sister, mom, and dad. ³ _____
 apartment has three bedrooms,⁴ _____kitchen,⁵ _____bathroom and⁶ _____
 living room. Rizal's dad works in⁷ _____office and⁸ _____ mom stays at home
 and looks after⁹ _____apartment. Rizal's sister works in ¹⁰ _____ bookstore.
 Every month Rizal and his sister go to village to visit ¹¹ _____
 grandmother.¹² are very glad to see ¹³ _____,because ¹⁴ _____
 grandmother always makes a delicious food for¹⁵ _____.

B. Choose the correct a, b, c or d to answer the question below by giving mark (X)!

16.  that is...
- Small diamond and big hexagon
 - Big triangle and small pentagon
 - Big hexagon and small triangle
 - Small hexagon and big pentagon

17. What shape does the mirror have?

- a. Rectangle
- b. Diamond
- c. Oval
- d. Circle



18. What shape does the book have?

- a. Triangle
- b. Rectangle
- c. Diamond
- d. Square



19. What shape does the ring have?

- a. Oval
- b. Star
- c. Circle
- d. Diamond



20. Marcel and Jennifer dream about house in the future.

- a. Them
- b. Their
- c. They
- d. Theirs



21. They read about politic in the morning.

- a. Notebook
- b. Novel
- c. Magazine
- d. Newspaper



22. She rides to go to the school.

- a. Motorcycle
- b. Bicycle
- c. Boat
- d. Circle



23. Jams is a pilot. Where is his place to work?

- a. In harbor
- b. In airplane
- c. In train station
- d. In school

24. She has hair.

- a. Big
- b. Short
- c. Small
- d. Long

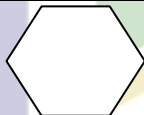

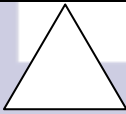

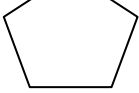


25. She has a bedroom.

- a. Narrow
- b. Short
- c. Big
- d. Large



C. Match the pictures with the words below! (Number 26-30)

26		<input type="radio"/>	<input type="radio"/>	Circle
27		<input type="radio"/>	<input type="radio"/>	Hexagon
28		<input type="radio"/>	<input type="radio"/>	Pentagon
29		<input type="radio"/>	<input type="radio"/>	Square
30		<input type="radio"/>	<input type="radio"/>	Triangle

Instrument of Questionnaire

Angket ini merupakan kumpulan pernyataan-pernyataan yang tertulis yang digunakan untuk memperoleh informasi dari responden tentang “Ketertarikan siswa terhadap penggunaan teknik Mnemonics dalam meningkatkan kosakata siswa”. Hasil angket ini diharapkan dapat menjadi bahan kelengkapan peneliti. Kepada siswa diharapkan menjawab pernyataan sesuai dengan yang dirasakan dan sejujur-jujurnya.

Petunjuk pengisian :

1. Pada kuesioner ini terdapat 20 pernyataan. Pertimbangkan baik-baik setiap pernyataan dan berilah jawaban yang benar-benar sesuai dengan pilihan anda dengan sejujur-jujurnya tanpa dipengaruhi oleh dari pihak lain.
2. Berilah tanda $\sqrt{}$ pada setiap jawaban yang anda anggap sesuai dengan pilihan anda dan yang anda rasakan. Pilihan jawaban tersebut adalah:

SS : Sangat Setuju

S : Setuju

KS : Kurang Setuju

TS : Tidak Setuju

STS : Sangat Tidak Setuju

No	Pernyataan	SS	S	KS	TS	STS
1	Saya sangat tertarik dengan teknik mnemonics yang diberikan oleh guru di dalam kelas.					
2	Teknik mnemonics yang diaplikasikan oleh guru membuat saya merasa tidak semangat dalam proses pembelajaran.					

3	Saya tidak senang apabila guru menggunakan teknik mnemonics dalam proses pembelajaran.					
4	Saya merasa semangat dalam pembelajaran di dalam kelas ketika guru menggunakan teknik mnemonics.					
5	Saya merasa bosan apabila guru menggunakan teknik mnemonics di dalam kelas.					
6	Saya tidak tertarik dengan teknik mnemonics yang diterapkan oleh guru di dalam kelas.					
7	Saya menyukai apabila guru selalu menggunakan teknik mnemonics dalam proses pembelajaran.					
8	Saya lebih memahami pelajaran ketika guru menggunakan teknik mnemonics di dalam kelas.					
9	Saya sangat antusias dalam pembelajaran di dalam kelas ketika guru menggunakan teknik mnemonics.					
10	Saya tidak memahami pelajaran ketika guru menggunakan teknik mnemonics di dalam kelas.					
11	Belajar penguasaan vocabulary melalui teknik Mnemonics membuat saya lebih					

	aktif dalam pembelajaran					
12	Saya mudah mengingat kembali kosa kata yang telah saya pelajari melalui teknik Mnemonics					
13	Saya tidak ingin ketinggalan materi pembelajaran ketika guru menggunakan teknik Mnemonics di dalam kelas					
14	Saya menginginkan agar guru selalu menggunakan teknik Mnemonics saat pembelajaran di dalam kelas					
15	Belajar penguasaan kosa kata menggunakan teknik Mnemonics memberikan manfaat kepada saya					
16	Saya merasa mengantuk apabila belajar dengan menggunakan teknik Mnemonics					
17	Teknik Mnemonics tidak memberikan manfaat kepada saya					
18	Belajar melalui teknik mnemonics membuat saya sulit menghafal kosa kata					
19	Saya merasa malas belajar ketika guru menggunakan teknik Mnemonics di dalam kelas					
20	Saya selalu izin dalam pembelajaran di dalam kelas ketika guru menggunakan					


	teknik Mnemonics					
--	------------------	--	--	--	--	--

Setelah mencermati instrumen dalam penelitian penyusunan skripsi mahasiswa sesuai dengan judul tersebut maka pada dasarnya di pandang telah memenuhi kelayakan untuk digunakan dalam penelitian yang bersangkutan.

Parepare, 24 Februari 2020

Dosen Pembimbing

Utama


Dr. Abdul Haris Sunubi, S.S., M.Pd.
NIP: 19750308 200604 1 001

Pendamping


Dr. Magdahalena Tjalla, M.Hum
NIP: 19700320 200501 2 006

Dr. Abdul Haris Sunubi, S.S., M.Pd.

NIP: 19750308 200604 1 001

Dr. Magdahalena Tjalla, M.Hum

NIP: 19700320 200501 2 006

PAREPARE

APPENDIX 2: Syllabus**SYLLABUS OF RUMAH BAMBU PINTAR**

NO	MATERI
1	SIMPLE INTRODUCTION & GREETING
2	ALPHABET
3	CARDINAL & ORDINAL NUMBER
4	DAYS & MONTH SEASON & WEATHER
5	PART OF BODY
6	PRONOUN (SUBJECT-OBJECT) & PRONOUN (POSSESSIVE)
7	SHAPE & SIZE
8	ARTICLE
9	HAVE & HAS
10	SIMPLE PRESENT TENSE WITH TO BE
11	SIMPLE PRESENT WITH VERB (DAILY ACTIVITY)
12	NOUN (MUCH, MANY)
13	ADJECTIVE (THIS, THAT, THESE, THOSE)
14	VERB
15	ADVERB
16	PREPOSITION & PUBLIC PLACE & TIME (DAYS, MONTH, YEAR)
17	CONJUNCTION & INTERJECTION
18	TELLING TIME
19	FAMILY & DESCRIBING PEOPLE

20	GIVING DIRECTION
21	MODAL (CAN, MUST, HAVE TO)
22	TENSES: PRESENT CONTINUOUS
23	TENSES: SIMPLE PAST
24	TENSES: SIMPLE FUTURE
25	TENSES: PRESENT PERFECT
26	WH QUESTIONS
27	TALKING ABOUT JOB
28	GIVING ADVICE & GIVING ORDER
29	ASKING & GIVING OPINION
30	COMPARISON
31	SIMPLE PASSIVE VOICE

Note:

No. 1-10 for the first level of teenager class

No. 11-20 for the second level of teenager class

No. 21-31 for the third level of teenager class

APPENDIX 3: Lesson Plan**Lesson Plan**

Place : Rumah Bambu Pintar (RBP)

Class : Teenager

Level : 1 (the first meeting)

Duration : 2 x 45 minutes

Lesson : Pronoun

Goals : 1. To introduce the students about personal pronoun.
2. The students know how to make sentence by using personal pronoun.
3. The students know how to ask about pronoun.

Material :

a. Introduction

Personal pronoun is a pronoun used specifically for people, animals or things. These pronouns depend on the roles (subject, object, possessive), number, person, and gender of nouns being replaced.

b. Personal pronoun

	Subject	Object	Possessive		Reflexive pronoun	
			Adjective	Pronoun		
Saya	I /Ai/	Me /mi:/	My /Mai/	Mine /Main/	Myself /mai'self/	Saya sendiri
Kamu	You /yu:/	You /yu:/	Your /yuə/	Yours /yɔ:z/	Yourself /y ɔ:self/	Anda sendiri
Mereka	They /ðei/	Them /ðəm/	Their /ðeə/	Theirs /ðeəz/	Themselves /ðəm'selvz/	Mereka sendiri
Kami	We /wi:/	Us /ʌs/	Our /auə/	Ours /auə/	Ourselves /auə'selvz/	Kita sendiri
Dia (Pr)	He /hi:/	Him /hɪm/	His /hɪz/	His /hɪz/	Himself /hɪm'self/	Dia(lk) sendiri

Dia (Laki-laki)	She /ʃɪ/	Her /hɜ:/	Her /hɜ:/	Hers /hɜ:z/	Herself /hɜ:’self/	Dia(pr) sendiri
Itu (benda)	It /ɪt/	It /ɪt/	Its /ɪts/	Its /ɪts/	Itself /ɪt’self/	Itu sendiri

- *Subject* : the general offender who is at the beginning of the sentence and position before the verb.
- *Object* : generally after the verb and usually at the end of the sentence.
- *Verb* : the verb position is always in the middle
- *Possessive adjective* is a determiner used to declare ownership of a noun. It is used to explain who owns an object.
- *Possessive pronoun* is a type of pronoun used to indicate ownerships for something. When used in a sentence, the possessive pronoun can occupy the position of subject, complement or direct object.

No	Steps	Procedures	Duration
1	Opening	<ol style="list-style-type: none"> 1. Teacher gives greetings to open the class. 2. Teacher and students pray together before study. 3. Teacher check absent 	5 minutes
2	Warming up	<ol style="list-style-type: none"> 1. Amazing – wow 2. Lines games 	5 – 10 minutes
3	Presentation (grammar)	<ol style="list-style-type: none"> 1. Teacher introduce and explain material about pronoun. 2. Teacher gives vocabulary about pronoun. 3. Teacher explains about mnemonics technique. 4. Teacher uses <i>Rhyme Technique</i> to help students memorize vocabulary about pronoun. 5. In <i>Rhyme Technique</i>, the students will memorize words easily because teacher makes rhyme (song) about pronoun. 6. Teacher gives example how to use pronoun in sentence 	35 minutes
4	Practice (writing, and speaking)	<ol style="list-style-type: none"> 1. Teacher gives the students exercise about the material 2. Teacher checks the answer of students 	30 minutes

		3. Teacher asks students about the material and students will answer the question orally. 4. Teacher gives reward (star) for students that have a correct answer.	
5	Closing	1. Teacher gives advice and motivation for students to learn English. 2. Teacher and students pray together before go home. 3. Teacher gives greetings to close the class.	5 minutes



Lesson Plan

Place : Rumah Bambu Pintar (RBP)

Class : Teenager

Level : 1 (the second meeting)

Duration : 2 x 45 minutes

Lesson : Pronoun

Goals :

1. To introduce the students about pronoun.
2. The students know how to make sentence by using pronoun.
3. The students know how to ask about pronoun.

Material :

a. Vocabulary

No	Vocab	Pronunciation	Words class	Meaning
1	Bicycle	/baɪskɪl/	Noun	Sepeda
2	Boat	/bəʊt/	Noun	Perahu
3	Desk	/desk/	Noun	Meja (bangku) tulis
4	Dictionary	/dɪkʃənri/	Noun	Kamus
5	Fan	/fæn/	Noun	Kipas
6	Magazine	/mæɡə'zi:n/	Noun	Majalah
7	Mirror	/'mɪrə(r)/	Noun	Cermin
8	Newspaper	/nju:z 'peɪpə(r)/	Noun	Surat kabar
9	Notebook	/nəʊt buk/	Noun	Buku catatan
10	Purse	/pɜ:s/	Noun	Dompet perempuan
11	Wallet	/wɒlɪt/	Noun	Dompet laki-laki
12	Clothes	/kləʊðz/	Noun	Pakaian
13	Office	/'ɒfɪs/	Noun	Kantor
14	Terrace	/'terəs/	Noun	Teras

15	Living room	/ˈlɪvɪn ru:m/	Noun	Ruang tamu
----	-------------	---------------	------	------------

b. Grammar

➤ *Subject and object in sentence.*

- **They** give **me** a purse.
- **She** likes **him**.
- **He** gives a notebook for **you**.

➤ *Possessive adjective as a subject*

- **My** notebook is expensive.
- **Their** clothes are beautiful.

➤ *Possessive adjective as a object.*

- **I** have dictionary in **my** desk.
- **She** has two mirrors in **her** room.
- **They** bring **their** prayer-mat to mosque.
- **He** takes **your** purse.
- **We** buy **his** magazine in the office.

No	Steps	Procedures	Duration
1	Opening	1. Teacher gives greetings to open the class. 2. Teacher and students pray together before study 3. Teacher will check absent	5 minutes
2	Warming up (review material in last meeting)	1. Amazing – wow 2. Pronouns games	5 – 10 minutes
3	Presentation (grammar)	1. Teacher reviews material about pronoun. 2. Teacher gives the other vocabulary to help students make a sentence by using pronoun 3. Teacher explains about mnemonics technique. 4. Teacher uses Method of Locy to help students memorize vocabulary. 5. Teacher explains about Method of Locy that the students memorize the vocabulary with imagine the vocabulary in place that they know. Ex: <i>bicycle</i> terrace	35 minutes

		<i>belt</i> in front of door <i>boat</i> living room the students imagine that <i>bicycle</i> in terrace, after that there is <i>belt</i> in front of door etc. 6. Every time the students want to remember the new words, they remember the place that they always remember. 7. Teacher gives example how to use pronoun in sentence	
4	Practice (writing, and speaking)	1. Teacher gives the students exercise about the material. 2. Teacher checks the answer of students. 3. Teacher asks students about the material and students will answer the question. 4. Teacher gives reward (star) for students that have a correct answer.	30 minutes
5	Closing	1. Teacher gives advice and motivation for students to learn English. 2. Teacher and students pray together before go home. 3. Teacher gives greetings to close the class.	5 minutes

Lesson Plan

Place : Rumah Bambu Pintar (RBP)

Class : Teenager

Level : 1 (the third meeting)

Duration : 2 x 45 minutes

Lesson : Pronoun

Goals :

1. To introduce the students about personal pronoun.
2. The students know how to make sentence by using personal pronoun.
3. The students know how to ask about pronoun.

Material :

a. Vocabulary

No	Vocab	Pronunciation	Word class	Meaning
1	Ring	/rɪŋ/	Noun	Cincin
2	Necklace	/nækliːs/	Noun	Kalung
3	Glasses	/ˈglɑːses/	Noun	Kacamata
4	Helmet	/ˈhelmit/	Noun	Helm
5	Prayer-mat	/ˈpreə(r)mət/	Noun	Sajadah
6	Uncle	/ˈʌŋkl/	Noun	Paman
7	Aunt	/ɑːnt/	Noun	Bibi
8	Cousin	/ˈkʌzn/	Noun	Sepupu
9	Grandma	/ˈɡræmənmɑː/	Noun	Nenek
10	Grandpa	/ˈɡrænpɑː/	Noun	Kakek
11	Kitchen	/ˈkɪtʃɪn/	Noun	Dapur
12	Bathroom	/bɑːθr:m/	Noun	Kamar mandi
13	Bedroom	/bedr:m/	Noun	Kamar

14	Tree	/tri:/	Noun	Pohon
15	Motorcycle	/ˈməʊtə(r) ˈsaɪkl/	Noun	Motor

b. Grammar

➤ *possessive p*

➤ *ronoun*

- The glasses is **mine**.
- **You** brings helmet, it is **hers**.
- The belt is cheap, it is **yours**.
- The big prayer-mat is **ours**.
- The Necklace is expensive, it is **mine**

➤ *Possessive adjective*

- This is **intan's** ring.
- That is **my sister's** necklace.
- **Bicycle's** randy is expensive

➤ *Making question*

- This prayer-mat is beautiful, is it **yours**?
 - Yes, it is **mine**.
 - No, that is **hers**.
- **She** is very cute, who is **she**?
 - **She** is **my** aunt.
- Do love **your** grandmother?
 - Yes. I love **her**.

No	Steps	Procedures	Duration
1	Opening	1. Teacher gives greetings to open the class. 2. Teacher and students pray together before study. 3. Teacher will check absent	5 minutes
2	Warming up (review material in last meeting)	1. Amazing – wow 2. Pronouns games	5 – 10 minutes
3	Presentation (grammar)	1. Teacher reviews material about pronoun. 2. Teacher gives the other vocabulary to help students make a sentence by using pronoun. 3. Teacher explains about mnemonics technique. 4. Teacher uses Method of Locy to help students memorize vocabulary.	35 minutes

		<p>5. Teacher explains about Method of Locy that the students memorize the vocabulary with imagine the vocabulary in place that they know. Ex:</p> <p><i>magazine</i> <i>bedroom</i> <i>mirror</i> <i>bathroom</i> <i>necklace</i> <i>kitchen</i></p> <p>the students imagine that <i>magazine</i> in living room, after that there is <i>mirror</i> in bedroom etc. Every time the students will remember the words, they remember the place that they always remember.</p> <p>6. Teacher gives example how to use pronoun in sentence.</p>	
4	Practice (writing, and speaking)	<p>1. Teacher gives the students exercise about the material</p> <p>2. Teacher checks the answer of students.</p> <p>3. Teacher asks students about the material and students will answer the question orally.</p> <p>4. Teacher gives reward (star) for students that have a correct answer.</p>	30 minutes
5	Closing	<p>1. Teacher gives advice and motivation for students to learn English.</p> <p>2. Teacher and students pray before go home.</p> <p>3. Teacher gives greetings to close the class.</p>	5 minutes

Lesson Plan

Place : Rumah Bambu Pintar (RBP)

Class : Teenager

Level : 1 (the fourth meeting)

Duration : 2 x 45 minutes

Lesson : Shape and size

Goals :

1. The students are able to understand using shape & size.
2. The students are able to make simple sentences about shape & size correctly.
3. The students are able asking their friends in speaking and conversation about shape & size

Material :

a. Vocabulary of shape

Square




Star



Rectangle



Diamond




Triangle




Heart



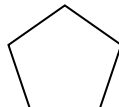
Circle



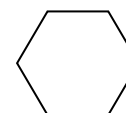
Oval



Pentagon



Hexagon



b. Grammar

- *Making sentences for shape*

- It is triangle
- It is circle
- It is square, etc.
- My eyes are circle
- It is not triangle
- It is not circle
- It is not square
- Your face is oval
- Is it triangle?
- Is it circle?
- Is it square?
- his body is square

• *Questions about shape*

- What shape is this?
- What shape is that?
- What shape is the table?
- This is oval shape
- That is diamond shape
- It is rectangle

No	Steps	Procedures	Duration
1	Opening	1. Teacher gives greetings to open the class. 2. Teacher and students pray together before study 3. Teacher will checks absent	5 minutes
2	Warming up	1. Amazing – wow 2. Lines games	5 – 10 minutes
3	Presentation (grammar)	1. Teacher introduces and explain material about shape. 2. Teacher explains about mnemonics technique. 3. Teacher uses Peg Word System method to help students memorize vocabulary about shape and size. 4. Teacher explains how to use Peg Word System . Example: Square – four Triangle – three Star – five Pentagon – five Hexagon – six Circle – moon Oval – face The means that <i>square</i> has <i>four</i> corner, <i>triangle</i> has <i>three</i> corner, etc. so it can help students to remember about shape. 5. Teacher explains and give example how to make sentence and how to ask question about shape.	35 minutes

4	Practice (writing, and speaking)	<ol style="list-style-type: none"> 1. Teacher gives the students exercise about the material 2. Teacher checks the answer of students 3. Teacher asks students about the material and students will answer the question orally. 4. Teacher gives reward (star) for students that have a correct answer. 	30 minutes
5	Closing	<ol style="list-style-type: none"> 1. Teacher give advice and motivation for students to learn English 2. Pray together before go home. 3. Teacher gives greetings for close the class. 	5 minutes



Lesson Plan

Place : Rumah Bambu Pintar (RBP)

Class : Teenager

Level : 1 (the fifth meeting)

Duration : 2 x 45 minutes

Lesson : Shape and size

Goals :

1. The students are able to understand using shape & size.
2. The students are able to make simple sentences about shape & size correctly.
3. The students are able asking their friends in speaking and conversation about shape & size

Material :

a. Vocabulary of size

No	Vocab	Pronunciation	Word class	Meaning
1	Short	/ʃɔ:t/	Adjective	Pendek
2	Long	/lɑŋ/	Adjective	Panjang
3	Tall	/tə:l/	Adjective	Tinggi
4	Small	/smə:l/	Adjective	Kecil
5	Big	/bɪg/	Adjective	Besar
6	Large	/'lɑ:dʒ/	Adjective	Luas
7	Narrow	/nærəu/	Adjective	Sempit

b. Grammar

- *Making sentences Shape & Size*
- It is big, it is short, it is black, it is long table, etc
- The table is circle
- The grass is long
- The panda is big
- My shoes are Small
- *Questions about Shape & Size*
- What shape is this/ What size is that?
- This is triangel/ that is big
- *Simple phrases for shape & size*
- Big circle

- Small star
- One big star and one small oval
- Three big hearts
- One square, two rectangles, one circle
- Red square and orange circle
- blue oval and pink heart
- One black rectangle

No	Steps	Procedures	Duration
1	Opening	<ol style="list-style-type: none"> 1. The teacher gives greetings to the students 2. Pray together before study 4. The teacher will check absent 	5 minutes
2	Warming up (review material)	<ol style="list-style-type: none"> 1. Amazing – wow 2. shape games 	5 – 10 minutes
3	Presentation (grammar)	<ol style="list-style-type: none"> 1. Teacher reviews material about shape. 2. Teacher gives the vocabulary about size. 3. Teacher uses Acronym to help students memorize vocabulary about size. 4. Teacher explains how to use Acronym. Example: BTS (Big, Tall, Small) SLLN (Short, Long, Large, Narrow) The students will memorize the first letter of each size. 5. Teacher will give example how to make sentence and how to ask about shape and size. 	35 minutes
4	Practice (writing, and speaking)	<ol style="list-style-type: none"> 1. Teacher gives the students exercise about the material 2. Teacher checks the answer of students. 3. Teacher asks students about the material and students will answer the question orally. 4. Teacher gives reward (star) for students that have a correct answer. 	30 minutes
5	Closing	<ol style="list-style-type: none"> 1. Teacher gives advice and motivation for students to learn English. 2. Pray together before go home. 3. Teacher gives greeting for close the 	5 minutes

class.

Lesson Plan

Place : Rumah Bambu Pintar (RBP)

Class : Teenager

Level : 1 (the sixth meeting)

Duration : 2 x 45 minutes

Lesson : Article

Goals :

1. To introduce the students about articles.
2. The students able to identify the article in sentence.

Material :

a. Introduction

Article is a word that is used with a noun to specify grammatical definiteness of the noun, and in some languages extending to volume or numerical scope.

Types of article:

- the : the used on specific things (have been clear or have been explained before), include: person, (thing), idea (thought).
- a : the used for things that are not specific or have never been explained before, including: person, thing, idea (thought). “a” also is used for singular nouns that start with consonant. Ex: a bird, a clown.
- an : the used for things that are not specific or have never been explained before, including: person, thing, idea (thought). “an” also is used for singular nouns beginning with vowels. Ex: an umbrella, an actor.

b. Vocabulary

No	Vocab	Pronunciation	Word class	Meaning
1	Airplane	/æ(r)plæn/	Noun	Pesawat
2	Actor	/ æktə(r) //	Noun	Aktor
3	Back pack	/bækpæk/	Noun	Ransel
4	Clown	/klaun/	Noun	Badut

5	Elf	/elf/	Noun	Peri Kecil
6	Bird	/bɜːd/	Noun	Burung
7	Eraser	/ɪ'reɪz(r)/	Noun	Penghapus
8	Harbor	/'hɑːbə(r)/	Noun	Pelabuhan
9	Hour	/'auə(r)/	Noun	Jam
10	Mechanic	/mə'kænɪk/	Noun	Montir
11	Umbrella	/ʌm'brelə/	Noun	Payung
12	Snail	/sneɪl/	Noun	Keong
13	Uniform	/'juːnɪfɔːm/	Noun	Seragam
14	Dictionary	/dɪkʃənri/	Noun	Kamus
15	Ant	/ænt/	Noun	Lalat

No	Steps	Procedures	Duration
1	Opening	<ol style="list-style-type: none"> 1. Teacher gives greetings to open the class. 2. Teacher and students pray together before study. 3. Teacher checks absent 	5 minutes
2	Warming up	<ol style="list-style-type: none"> 1. Amazing – wow 2. Lines games 	5 – 10 minutes
3	Presentation (grammar)	<ol style="list-style-type: none"> 1. Teacher introduces and explain material about article. 2. Teacher gives vocabulary about article. 3. Teacher explains about mnemonic technique. 7. Teacher uses Link Word to help students memorize vocabulary. 8. Teacher explains how to use Link Method. Example: Imagine that in <i>an airplane</i> there is an <i>actor</i>. <i>The actor use back pack</i>, etc. 	35 minutes
4	Practice (writing, and speaking)	<ol style="list-style-type: none"> 1. Teacher gives the students exercise about the material. 2. Teacher checks the answer of students. 3. Teacher asks students about the 	30 minutes

		material and students will answer the question orally. 4. Teacher gives reward (star) for students that have a correct answer.	
5	Closing	1. Teacher gives advice and motivation for students to learn English. 2. Teacher and students pray together before go home. 3. Teacher gives greetings to close the class.	5 minutes



APPENDIX 4: Data Analysis

A. Pre-test

1. Calculating the mean score of pre-test as follow:

$$X = \frac{\sum Xi}{n}$$

In which :

X = Mean

$\sum Xi$ = Total score

N = The total number of students

$$X = \frac{848}{20}$$

$X = 42,2$ So the mean score of the pre-test is 42,2

After determining the mean score of pre-test was 42,2, it could be seen that students' vocabulary mastery was in poor category.

Calculating the mean score of post-test as follow:

$$X = \frac{\sum Xi}{n}$$

In which :

X = Mean

$\sum Xi$ = Total score

N = The total number of students

$$X = \frac{1647}{20}$$

$$X = 82,65$$

So, the mean score of post-test is 82,65

2. Calculating the standard deviation of pre-test, where

Where SS: $\sum X^2 - \frac{(\sum X)^2}{N}$

$$= 40.380 - \frac{(848^2)}{20}$$

$$= 40.380 - \frac{(719.104)}{20}$$

$$= 40.380 - 35.955,2$$

$$= 4.4248$$

$$SD = \sqrt{\frac{SS}{N - 1}}$$

$$SD = \sqrt{\frac{4.4248}{20 - 1}}$$

$$SD = \sqrt{\frac{4.4248}{19}}$$

$$SD = \sqrt{0,232}$$

$$SD = 0,481$$

Thus, the standard deviation of the pre-test is 0.481

B. Post-test

1. Calculating the mean score of post-test as follow:

$$\bar{X} = \frac{\sum X_i}{n}$$

In which :

\bar{X} = Mean

$\sum X_i$ = Total score

N = The total number of students

$$\bar{X} = \frac{1647}{20}$$

$$\bar{X} = 82,65$$

So, the mean score of post-test is 82,65

After determining the mean score of post-test was 82,65. It could be seen that students' vocabulary mastery was in a good category. Based on Suarsimi Asrikunto "Dasar-dasar Pendidikan". It mean that the score of post-test was higher than pre-test or there was an increase after getting treatment and before getting the treatment.

2. Calculating the standard deviation of the post-test, where:

$$\begin{aligned} \text{Where } SS &= \sum X^2 - \frac{(\sum X)^2}{N} \\ &= 141.099 - \frac{(1.653^2)}{20} \\ &= 141.099 - \frac{2,732,409}{20} \\ &= 141.099 - 136,620.45 \end{aligned}$$

$$=4.47855$$

$$\begin{aligned} SD &= \sqrt{\frac{SS}{N-1}} \\ &= \sqrt{\frac{4.47855}{20-1}} = \sqrt{\frac{4.47855}{19}} \\ &= \sqrt{0.235} \\ &= 0.484 \end{aligned}$$

So, the standard deviation of post-test is 0.484

C. The calculating of the mean score of the difference between pre-test and post-test scores, it is used following formula:

$$D = \frac{\sum D}{N}$$

D = the mean score of difference

$\sum D$ = the total scores of difference between pre-test and post-test

N = Total sample

$$D = \frac{805}{20}$$

$$D = 40.25$$

$$D = 40.25$$

So, the mean score of difference is **40.25**

Finding out the difference by calculating the T-test value by using following formula:

$$t = \frac{D}{\sqrt{\frac{\sum D^2 - \frac{(\sum D)^2}{N}}{N(N-1)}}$$

Where:

T = test of significance

D = the mean score of difference (X1-X2)

$\sum D$ = the sum of the total score

$\sum D^2$ = the square of the sum score of difference¹

N = the total sample

The calculating the t-test value

$$t = \frac{D}{\sqrt{\frac{\sum D^2 - \frac{(\sum D)^2}{N}}{N(N-1)}}$$

$$t = \frac{40.25}{\sqrt{\frac{34,731 - \frac{(805)^2}{20}}{20(20-1)}}$$

$$t = \frac{40.25}{\sqrt{\frac{34,731 - \frac{648.025}{20}}{20(29)}}$$

¹ Gay L.R. *Educational Research, Competencies for Analysis and Application second edition*, p.331

$$t = \frac{40.25}{\sqrt{\frac{34,731 - 32.401,25}{580}}}$$


$$t = \frac{40.25}{\sqrt{\frac{2.323,75}{580}}}$$

$$t = \frac{40.25}{\sqrt{4,016}}$$

$$t = \frac{40.25}{2,003}$$

$$t = 20,1$$

So, the t-test value is 20,1.



APPENDIX 5. Distribution of t-Table

Titik Persentase Distribusi t (df = 1 - 40)

df	Pr	0.25 0.50	0.10 0.20	0.05 0.10	0.025 0.050	0.01 0.02	0.005 0.010	0.001 0.002
1		1.00000	3.07768	6.31375	12.70620	31.82052	63.65674	318.30884
2		0.81650	1.88562	2.91999	4.30265	6.96456	9.92484	22.32712
3		0.76489	1.63774	2.35336	3.18245	4.54070	5.84091	10.21453
4		0.74070	1.53321	2.13185	2.77645	3.74695	4.60409	7.17318
5		0.72669	1.47588	2.01505	2.57058	3.36493	4.03214	5.89343
6		0.71756	1.43976	1.94318	2.44691	3.14267	3.70743	5.20763
7		0.71114	1.41492	1.89458	2.36462	2.99795	3.49948	4.78529
8		0.70639	1.39682	1.85955	2.30600	2.89646	3.35539	4.50079
9		0.70272	1.38303	1.83311	2.26216	2.82144	3.24984	4.29681
10		0.69981	1.37218	1.81246	2.22814	2.76377	3.16927	4.14370
11		0.69745	1.36343	1.79588	2.20099	2.71808	3.10581	4.02470
12		0.69548	1.35622	1.78229	2.17881	2.68100	3.05454	3.92963
13		0.69383	1.35017	1.77093	2.16037	2.65031	3.01228	3.85198
14		0.69242	1.34503	1.76131	2.14479	2.62449	2.97684	3.78739
15		0.69120	1.34061	1.75305	2.13145	2.60248	2.94671	3.73283
16		0.69013	1.33676	1.74588	2.11991	2.58349	2.92078	3.68615
17		0.68920	1.33338	1.73961	2.10982	2.56693	2.89823	3.64577
18		0.68836	1.33039	1.73406	2.10092	2.55238	2.87844	3.61048
19		0.68762	1.32773	1.72913	2.09302	2.53948	2.86093	3.57940
20		0.68695	1.32534	1.72472	2.08596	2.52798	2.84534	3.55181
21		0.68635	1.32319	1.72074	2.07961	2.51765	2.83136	3.52715
22		0.68581	1.32124	1.71714	2.07387	2.50832	2.81876	3.50499
23		0.68531	1.31946	1.71387	2.06866	2.49987	2.80734	3.48496
24		0.68485	1.31784	1.71088	2.06390	2.49216	2.79694	3.46678
25		0.68443	1.31635	1.70814	2.05954	2.48511	2.78744	3.45019
26		0.68404	1.31497	1.70562	2.05553	2.47863	2.77871	3.43500
27		0.68368	1.31370	1.70329	2.05183	2.47266	2.77068	3.42103
28		0.68335	1.31253	1.70113	2.04841	2.46714	2.76326	3.40816
29		0.68304	1.31143	1.69913	2.04523	2.46202	2.75639	3.39624
30		0.68276	1.31042	1.69726	2.04227	2.45726	2.75000	3.38518
31		0.68249	1.30946	1.69552	2.03951	2.45282	2.74404	3.37490
32		0.68223	1.30857	1.69389	2.03693	2.44868	2.73848	3.36531
33		0.68200	1.30774	1.69236	2.03452	2.44479	2.73328	3.35634
34		0.68177	1.30695	1.69092	2.03224	2.44115	2.72839	3.34793
35		0.68156	1.30621	1.68957	2.03011	2.43772	2.72381	3.34005
36		0.68137	1.30551	1.68830	2.02809	2.43449	2.71948	3.33262
37		0.68118	1.30485	1.68709	2.02619	2.43145	2.71541	3.32563
38		0.68100	1.30423	1.68595	2.02439	2.42857	2.71156	3.31903
39		0.68083	1.30364	1.68488	2.02269	2.42584	2.70791	3.31279
40		0.68067	1.30308	1.68385	2.02108	2.42326	2.70446	3.30688

APPENDIX 6: Students' Instrument Worksheet

INSTRUMENT

43

1. Pre-Test

Name : Nur Rezky Ramadhani

Class :

Reg.no :

1.1 Choose the correct a, b, c or d to answer the question below by giving mark (X)!

1. Marcel and Jennifer dream about house in the future.

- ☒ a. Their ✓
 b. Theirs
 c. Them
 d. They



2. He has hair.

- a. Small
 b. Big
 c. Long
☒ d. Short ✓



3. What shape is the mirror?

- a. Circle
☒ b. Oval ✓
 c. Diamond
 d. Rectangle



4. What shape is the ring?

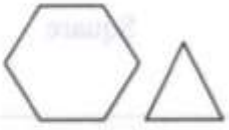
- a. Star
☒ b. Diamond ✓
 c. Oval
☒ d. Circle



5. What shape is the book?

- a. Rectangle
- ☒ b. Square
- c. Diamond
- d. Triangle



6.  that is...

- a. Big triangle and small pentagon
- b. Small diamond and big hexagon
- c. Small hexagon and big pentagon
- ☒ d. Big hexagon and small triangle

7. She has a bedroom.

- a. Big
- ☒ b. Large
- c. Narrow
- d. Short



8. She rides to go to the school.

- a. Circle
- ☒ b. Bicycle
- c. Motorcycle
- d. Boat



9. They read about politic in the morning.





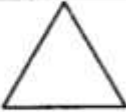





- ☒ a. Newspaper
- b. Magazine
- c. Notebook
- d. Novel



10. Jams is a pilot. Where does he work?

- a. In school
- ☒ b. In Airplane
- c. In Harbor
- d. In Train station

1.2 Match the pictures with the words below! (Number 11-15)

11			Pentagon
12			Square
13			Circle
14			Triangle
15			Hexagon

1.3 Read the story and fill in the blank with pronouns and articles.

Rizal lives in ¹⁶ the apartment with ¹⁷ My sister, mom, and dad. ¹⁸ the apartment has three bedrooms, ¹⁹ a kitchen, ²⁰ a bathroom and ²¹ a living room. Rizal's dad works in ²² the office and ²³ my mom stays at home and looks after ²⁴ in apartment. Rizal's sister works in ²⁵ the bookstore. Every month Rizal and his sister go to village to visit ²⁶ a grandmother. ²⁷ they are very glad to see ²⁸ her, because ²⁹ her grandmother always makes a delicious food for ³⁰ us.

INSTRUMENT

~~36~~ 40

1. Pre-Test

Name : Nur Aisyah

Class :

Reg.no :

1.1 Choose the correct a, b, c or d to answer the question below by giving mark (X)!

1. Marcel and Jennifer dream about house in the future.

- a. Their
- ☒ b. Theirs
- c. Them
- d. They

X



2. He has hair.

- ☒ a. Small
- b. Big
- c. Long
- d. Short

X



3. What shape is the mirror?

- a. Circle
- ☒ b. Oval
- c. Diamond
- d. Rectangle

✓



4. What shape is the ring?

- a. Star
- ☒ b. Diamond
- c. Oval
- d. Circle

✓



5. What shape is the book?

- a. Rectangle
- ☒ b. Square
- c. Diamond
- d. Triangle



11



12



13



14



15

6.  that is...

- a. Big triangle and small pentagon
- b. Small diamond and big hexagon
- c. Small hexagon and big pentagon
- ☒ d. Big hexagon and small triangle

7. She has a bedroom.

- a. Big
- ☒ b. Large
- c. Narrow
- d. Short



8. She rides to go to the school.

- a. Circle
- ☒ b. Bicycle
- c. Motorcycle
- d. Boat



9. They read about politic in the morning.

- ☒ a. Newspaper
- b. Magazine
- c. Notebook
- d. Novel













10. Jams is a pilot. Where does he work?

- a. In school
- ☒ b. In Airplane
- c. In Harbor
- d. In Train station



1.2 Match the pictures with the words below! (Number 11-15)

11			Pentagon ✓
12			Square ✗
13			Circle ✓
14			Triangle ✓
15			Hexagon ✓

1.3 Read the story and fill in the blank with pronouns and articles.

Rizal lives in¹⁶ the^{*} apartment with¹⁷ _____ sister, mom, and dad.¹⁸
the apartment has three bedrooms,¹⁹ _____ kitchen,²⁰ _____ bathroom ✗
 and²¹ _____ living room. Rizal's dad works in²² the^{*} office and²³ _____
 mom stays at home and looks after²⁴ _____ apartment. Rizal's sister
 works in²⁵ _____ bookstore. Every month Rizal and his sister go to village
 to visit²⁶ _____ grandmother. ²⁷ their^{*} are very glad to see²⁸ _____,
 because²⁹ _____ grandmother always makes a delicious food for³⁰ _____.

INSTRUMENT

30

1. Pre-Test

Name : Dewi Wulang Sari

Class :

Reg.no :

1.1 Choose the correct a, b, c or d to answer the question below by giving mark (X)!

1. Marcel and Jennifer dream about house in the future.

a. Their

☒ b. Theirs X

c. Them

d. They



2. He has hair.

a. Small

b. Big

☒ c. Long X

d. Short



3. What shape is the mirror?

☒ a. Circle X

b. Oval

c. Diamond

d. Rectangle



4. What shape is the ring?

a. Star

b. Diamond

c. Oval

☒ d. Circle X

5. What shape is the book?

- a. Rectangle
- ☒ b. Square
- c. Diamond
- d. Triangle



6.  that is...

- a. Big triangle and small pentagon
- b. Small diamond and big hexagon
- c. Small hexagon and big pentagon
- ☒ d. Big hexagon and small triangle



7. She has a bedroom.

- a. Big
- ☒ b. Large
- c. Narrow
- d. Short



8. She rides to go to the school.

- a. Circle
- ☒ b. Bicycle
- c. Motorcycle
- d. Boat



9. They read about politic in the morning.

- a. Newspaper
- ☒ b. Magazine
- c. Notebook
- d. Novel





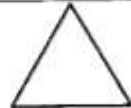







10. Jams is a pilot. Where does he work?

- a. In school
- ☒ b. In Airplane
- c. In Harbor
- d. In Train station



1.2 Match the pictures with the words below! (Number 11-15)

11			Pentagon ✓
12			Square ✓
13			Circle ✓
14			Triangle ✓
15			Hexagon ✓

1.3 Read the story and fill in the blank with pronouns and articles.

Rizal lives in¹⁶ _____ apartment with¹⁷ _____ sister, mom, and dad.¹⁸ _____ apartment has three bedrooms,¹⁹ _____ kitchen,²⁰ _____ bathroom and²¹ _____ living room. Rizal's dad works in²² _____ office and²³ _____ mom stays at home and looks after²⁴ _____ apartment. Rizal's sister works in²⁵ _____ bookstore. Every month Rizal and his sister go to village to visit²⁶ _____ grandmother. ²⁷ _____ are very glad to see²⁸ _____, because²⁹ _____ grandmother always makes a delicious food for³⁰ _____.

INSTRUMENT

60

Pre-test, Post-test, and Questionnaire.

1. Pre-Test

Name : Ririn Afriani

Class :

Reg.no :

1.1 Choose the correct a, b, c or d to answer the question below by giving mark (X)!

1. Marcel and Jennifer dream about house in the future.

- a. Their
~~b. Theirs~~ X
 c. Them
 d. They



2. He has hair.

- a. Small
 b. Big
 c. Long ✓
~~d. Short~~



3. What shape is the mirror?

- a. Circle
~~b. Oval~~ ✓
 c. Diamond
 d. Rectangle



4. What shape is the ring?

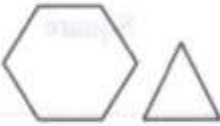
- a. Star
~~b. Diamond~~ ✓
 c. Oval
 d. Circle



5. What shape is the book?

- a. Rectangle
- ☒ b. Square
- c. Diamond
- d. Triangle



6.  that is...

- a. Big triangle and small pentagon
- b. Small diamond and big hexagon
- c. Small hexagon and big pentagon
- ☒ d. Big hexagon and small triangle

7. She has a bedroom.

- a. Big
- ☒ b. Large
- c. Narrow
- d. Short



8. She rides to go to the school.

- a. Circle
- ☒ b. Bicycle
- c. Motorcycle
- d. Boat



9. They read about politic in the morning.


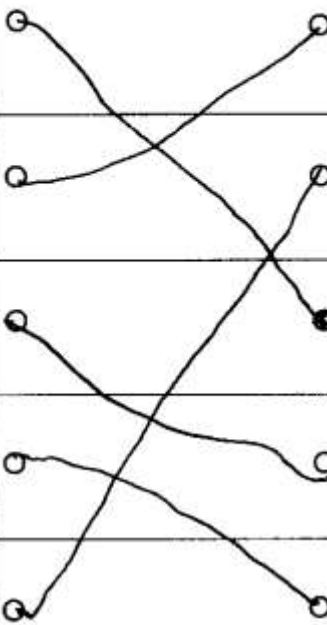

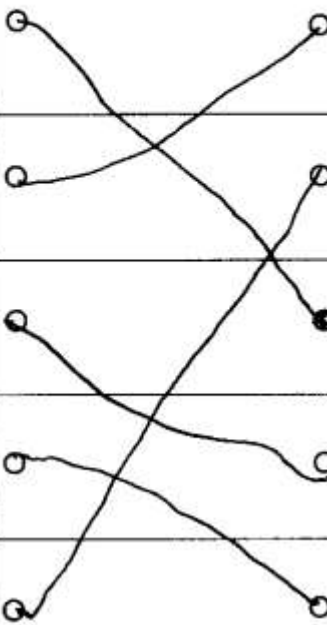
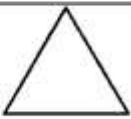





- a. Newspaper
- ☒ b. Magazine
- c. Notebook
- d. Novel



10. Jams is a pilot. Where does he work?

- a. In school
- ☒ b. In Airplane
- c. In Harbor
- d. In Train station

1.2 Match the pictures with the words below! (Number 11-15)

11			Pentagon ✓
12			Square ✓
13			Circle ✓
14			Triangle ✓
15			Hexagon ✓

1.3 Read the story and fill in the blank with pronouns and articles.

Rizal lives in¹⁶ an apartment with¹⁷ his sister, mom, and dad.¹⁸
he apartment has three bedrooms,¹⁹ a kitchen,²⁰ a bathroom
 and²¹ a living room. Rizal's dad works in²² the office and²³ his
 mom stays at home and looks after²⁴ the apartment. Rizal's sister
 works in²⁵ a bookstore. Every month Rizal and his sister go to village
 to visit²⁶ her grandmother. ²⁷ They are very glad to see²⁸ her,
 because²⁹ her grandmother always makes a delicious food for³⁰ them.

INSTRUMENT

1. Pre-Test

Name : Risnatia Haliza Nasya

Class :

Reg.no :

~~36~~ 40

1.1 Choose the correct a, b, c or d to answer the question below by giving mark (X)!

1. Marcel and Jennifer dream about house in the future.

- a. Their
- ☒ b. Theirs
- c. Them
- d. They



2. He has hair.

- a. Small
- b. Big
- c. Long
- ☒ d. Short



3. What shape is the mirror?

- a. Circle
- ☒ b. Oval
- c. Diamond
- d. Rectangle



4. What shape is the ring?

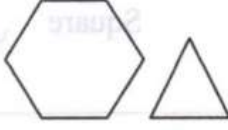
- a. Star
- ☒ b. Diamond
- c. Oval
- d. Circle



5. What shape is the book?

- a. Rectangle
- ☒ b. Square
- c. Diamond
- d. Triangle



6.  that is...

- a. Big triangle and small pentagon
- b. Small diamond and big hexagon
- c. Small hexagon and big pentagon
- ☒ d. Big hexagon and small triangle

7. She has a bedroom.

- a. Big
- ☒ b. Large
- c. Narrow
- d. Short



8. She rides to go to the school.

- a. Circle
- ☒ b. Bicycle
- c. Motorcycle
- d. Boat



9. They read about politic in the morning.


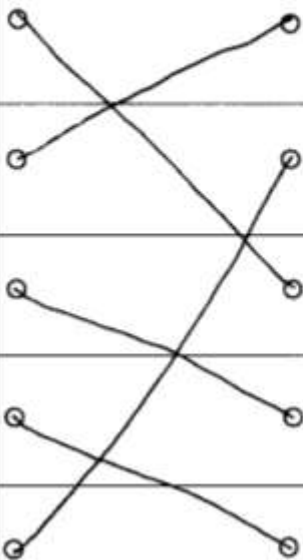

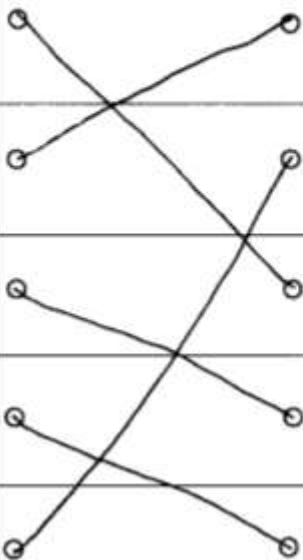






- a. Newspaper
- ☒ b. Magazine
- c. Notebook
- d. Novel



10. Jams is a pilot. Where does he work?

- a. In school
- ☒ b. In Airplane
- c. In Harbor
- d. In Train station

1.2 Match the pictures with the words below! (Number 11-15)

11			Pentagon ✓
12			Square ✓
13			Circle ✓
14			Triangle ✓
15			Hexagon ✓

1.3 Read the story and fill in the blank with pronouns and articles.

Rizal lives in¹⁶ a^f apartment with¹⁷ are^x sister, mom, and dad.¹⁸
 apartment has three bedrooms,¹⁹ one^f kitchen,²⁰ two^x bathroom
 and²¹ one^f living room. Rizal's dad works in²² the^f office and²³
 mom stays at home and looks after²⁴ apartment. Rizal's sister
 works in²⁵ bookstore. Every month Rizal and his sister go to village
 to visit²⁶ grandmother. ²⁷ they are very glad to see²⁸ ,
 because²⁹ grandmother always makes a delicious food for³⁰ .

Instrument of the Post-test


Nama: Dewi Wulany Sari

Kelas:

A. Read the story and fill in the blank with pronouns and articles.

Rizal lives in¹ an apartment with² an ^x sister, mom, and dad.³ a ^x apartment has three bedrooms, ⁴ a kitchen, ⁵ a bathroom and ⁶ a living room. Rizal's dad works in⁷ office and ⁸ his mom stays at home and looks after⁹ their apartment. Rizal's sister works in ¹⁰ a bookstore. Every month Rizal and his sister go to village to visit ¹¹ his grandmother. ¹² are very glad to see ¹³ her because ¹⁴ his grandmother always makes a delicious food for¹⁵ them.

B. Choose the correct a, b, c or d to answer the question below by giving mark (X)!

16.  that is...
- Small diamond and big hexagon
 - Big triangle and small pentagon
 - Big hexagon and small triangle ✓
 - Small hexagon and big pentagon

17. What shape does the mirror have?

- Rectangle
- Diamond
- Oval ✓
- Circle



18. What shape does the book have?

- Triangle
- Rectangle ✓
- Diamond
- Square



19. What shape does the ring have?

- a. Oval
- b. Star
- c. Circle
- ④ d. Diamond ✓



20. Marcel and Jennifer dream about house in the future.

- a. Them
- ④ b. Their ✓
- c. They
- d. Theirs



21. They read about politic in the morning.

- a. Notebook
- b. Novel
- c. Magazine
- ④ d. Newspaper ✓



22. She rides to go to the school.

- a. Motorcycle
- ④ b. Bicycle ✓
- c. Boat
- d. Circle



23. Jams is a pilot. Where is his place to work?

- a. In harbor
- ④ b. In airplane ✓
- c. In train station
- d. In school



24. She has hair.

- a. Big
- b. Short
- c. Small
- ④ d. Long ✓




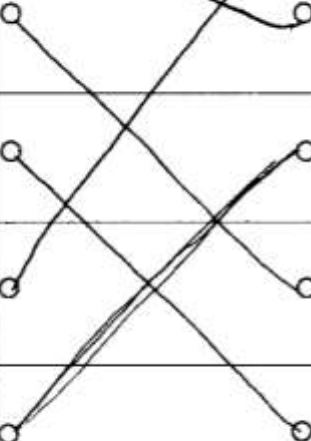
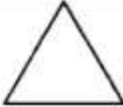


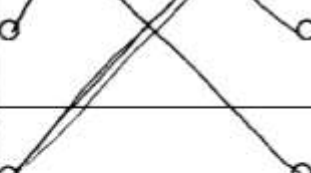




25. She has a bedroom.

- a. Narrow ✓
- b. Short
- c. Big
- d. Large



C. Match the pictures with the words below! (Number 26-30)

26			Circle ✓
27			Hexagon ✓
28			Pentagon ✓
29			Square ✓
30			Triangle ✓

25 benar

70

Instrument of the Post-test

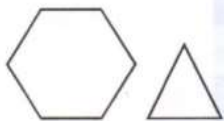
Nama: Nur Rezky Ramadhani

Kelas:

A. Read the story and fill in the blank with pronouns and articles.

Rizal lives in¹ the apartment with² his sister, mom, and dad.³
The apartment has three bedrooms,⁴ a kitchen,⁵ a bathroom
 and⁶ a living room. Rizal's dad works in⁷ the office and⁸ he mom
 stays at home and looks after⁹ an apartment. Rizal's sister works in
¹⁰ a bookstore. Every month Rizal and his sister go to village to visit
¹¹ his grandmother.¹² He are very glad to see ¹³ an, because ¹⁴ his
 grandmother always makes a delicious food for¹⁵ Rizal and her sister

B. Choose the correct a, b, c or d to answer the question below by giving mark (X)!

16.  that is...
- Small diamond and big hexagon
 - Big triangle and small pentagon
 - ☒ Big hexagon and small triangle
 - Small hexagon and big pentagon

17. What shape does the mirror have?

- Rectangle
- Diamond
- ☒ Oval
- Circle



18. What shape does the book have?

- Triangle
- ☒ Rectangle
- Diamond
- Square


















25. She has a bedroom.

- ☒ a. Narrow ✓
 b. Short
 c. Big
 d. Large



C. Match the pictures with the words below! (Number 26-30)

26				Circle ✓
27				Hexagon ✓
28				Pentagon ✓
29				Square ✓
30				Triangle ✓

21 benar

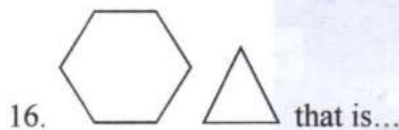
87

Instrument of the Post-testName: Risnatia Haliza Nasya

Class:

A. Read the story and fill in the blank with pronouns and articles.

Rizal lives in¹ the apartment with² his sister, mom, and dad.³
the apartment has three bedrooms,⁴ a kitchen,⁵ a bathroom
 and⁶ a living room. Rizal's dad works in⁷ a office and⁸ his mom
 stays at home and looks after⁹ their apartment. Rizal's sister works in
¹⁰ a bookstore. Every month Rizal and his sister go to village to visit
¹¹ his grandmother.¹² they are very glad to see ¹³ her because ¹⁴ his
 grandmother always makes a delicious food for¹⁵ them.

B. Choose the correct a, b, c or d to answer the question below by giving mark (X)!

16. that is...

- a. Small diamond and big hexagon
- b. Big triangle and small pentagon
- ☒ c. Big hexagon and small triangle
- d. Small hexagon and big pentagon

17. What shape does the mirror have?

- a. Rectangle
- b. Diamond
- ☒ c. Oval
- d. Circle



18. What shape does the book have?

- a. Triangle
- b. Rectangle
- c. Diamond
- ☒ d. Square



19. What shape does the ring have?

- a. Oval
- b. Star
- c. Circle
- ☒ d. Diamond



20. Marcel and Jennifer dream about house in the future.

- a. Them
- b. Their
- c. They
- ☒ d. Theirs



21. They read about politic in the morning.

- a. Notebook
- b. Novel
- c. Magazine
- ☒ d. Newspaper



22. She rides to go to the school.

- a. Motorcycle
- ☒ b. Bicycle
- c. Boat
- d. Circle



23. Jams is a pilot. Where is his place to work?

- a. In harbor
- ☒ b. In airplane
- c. In train station
- d. In school



24. She has hair.







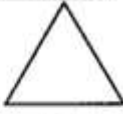








- a. Big
- ☒ b. Short
- c. Small
- d. Long

25. She has a bedroom.

- ☒ a. Narrow ✓
- b. Short
- c. Big
- d. Large



C. Match the pictures with the words below! (Number 26-30)

26				Circle ✓
27				Hexagon ✓
28				Pentagon ✓
29				Square ✓
30				Triangle ✓

26 true

Instrument of the Post-test


Name: Nor Aisyah

Class:

A. Read the story and fill in the blank with pronouns and articles.

Rizal lives in¹ an apartment with² his sister, mom, and dad.³ The apartment has three bedrooms,⁴ a kitchen,⁵ a bathroom and⁶ a living room. Rizal's dad works in⁷ an office and⁸ his mom stays at home and looks after⁹ the apartment. Rizal's sister works in¹⁰ a bookstore. Every month Rizal and his sister go to village to visit¹¹ his grandmother.¹² They are very glad to see¹³ her, because¹⁴ his grandmother always makes a delicious food for¹⁵ them.

B. Choose the correct a, b, c or d to answer the question below by giving mark (X)!

16.  that is...
- Small diamond and big hexagon
 - Big triangle and small pentagon
 - ☒ Big hexagon and small triangle
 - Small hexagon and big pentagon

17. What shape does the mirror have?

- Rectangle
- Diamond
- ☒ Oval
- Circle



18. What shape does the book have?

- Triangle
- ☒ Rectangle
- Diamond
- Square



19. What shape does the ring have?

- a. Oval
- b. Star
- c. Circle
- ☒ d. Diamond



20. Marcel and Jennifer dream about house in the future.

- a. Them
- ☒ b. Their
- c. They
- d. Theirs



21. They read about politic in the morning.

- a. Notebook
- b. Novel
- c. Magazine
- ☒ d. Newspaper



22. She rides to go to the school.

- a. Motorcycle
- ☒ b. Bicycle
- c. Boat
- d. Circle



23. Jams is a pilot. Where is his place to work?

- a. In harbor
- ☒ b. In airplane
- c. In train station
- d. In school



24. She has hair.

- a. Big
- ☒ b. Short
- c. Small
- d. Long

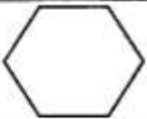





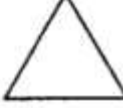










25. She has a bedroom.

- a. Narrow ✓
- b. Short
- c. Big
- d. Large



C. Match the pictures with the words below! (Number 26-30)

26				✓ Circle
27				✓ Hexagon
28				✓ Pentagon
29				✓ Square
30				✓ Triangle



100

Instrument of the Post-test


Name: Ririn Afriani

Class:

A. Read the story and fill in the blank with pronouns and articles.

Rizal lives in¹ an apartment with² his sister, mom, and dad.³
the apartment has three bedrooms,⁴ a kitchen,⁵ a bathroom
 and⁶ a living room. Rizal's dad works in⁷ an office and⁸ ~~she~~ his
 mom stays at home and looks after⁹ their apartment. Rizal's sister
 works in¹⁰ a bookstore. Every month Rizal and his sister go to
 village to visit¹¹ his grandmother.¹² they are very glad to see¹³
her, because¹⁴ his grandmother always makes a delicious food for¹⁵
them. ✓

B. Choose the correct a, b, c or d to answer the question below by giving mark (X)!

16.  that is...
- a. Small diamond and big hexagon
 - b. Big triangle and small pentagon
 - ☒ c. Big hexagon and small triangle ✓
 - d. Small hexagon and big pentagon

17. What shape does the mirror have?
- a. Rectangle
 - b. Diamond
 - ☒ c. Oval ✓
 - d. Circle

18. What shape does the book have?
- a. Triangle
 - ☒ b. Rectangle ✓
 - c. Diamond
 - d. Square



19. What shape does the ring have?

- a. Oval
- b. Star
- c. Circle
- ☒ d. Diamond ✓



20. Marcel and Jennifer dream about house in the future.

- a. Them
- ☒ b. Their ✓
- c. They
- d. Theirs



21. They read about politic in the morning.

- a. Notebook
- b. Novel
- c. Magazine
- ☒ d. Newspaper ✓



22. She rides to go to the school.

- a. Motorcycle
- ☒ b. Bicycle ✓
- c. Boat
- d. Circle



23. Jams is a pilot. Where is his place to work?

- a. In harbor
- ☒ b. In airplane ✓
- c. In train station
- d. In school



24. She has hair.

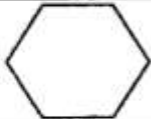














- a. Big
- ☒ b. Short ✓
- c. Small
- d. Long

25. She has a bedroom.

- ☒ a. Narrow ✓
- b. Short
- c. Big
- d. Large



C. Match the pictures with the words below! (Number 26-30)

26				Circle	✓
27				Hexagon	✓
28				Pentagon	✓
29				Square	✓
30				Triangle	✓



Instrument of Questionnaire

Nama: Nur Rezky Ramadhani

Angket ini merupakan kumpulan pernyataan-pernyataan yang tertulis yang digunakan untuk memperoleh informasi dari responden tentang “Ketertarikan siswa terhadap penggunaan teknik Mnemonics dalam meningkatkan kosakata siswa”. Hasil angket ini diharapkan dapat menjadi bahan kelengkapan peneliti. Kepada siswa diharapkan menjawab pernyataan sesuai dengan yang dirasakan dan sejujur-jujurnya.

Petunjuk pengisian :

1. Pada kuesioner ini terdapat 20 pernyataan. Pertimbangkan baik-baik setiap pernyataan dan berilah jawaban yang benar-benar sesuai dengan pilihan anda dengan sejujur-jujurnya tanpa dipengaruhi oleh dari pihak lain.
2. Berilah tanda \checkmark pada setiap jawaban yang anda anggap sesuai dengan pilihan anda dan yang anda rasakan. Pilihan jawaban tersebut adalah:

SS : Sangat Setuju

S : Setuju

KS : Kurang Setuju

TS : Tidak Setuju

STS : Sangat Tidak Setuju

No	Pernyataan	SS	S	KS	TS	STS
1	Saya sangat tertarik dengan teknik mnemonics yang diberikan oleh guru di dalam kelas.	\checkmark				
2	Teknik mnemonics yang diaplikasikan oleh guru membuat saya merasa tidak					\checkmark

	semangat dalam proses pembelajaran.						
3	Saya tidak senang apabila guru menggunakan teknik mnemonics dalam proses pembelajaran.					✓	5
4	Saya merasa semangat dalam pembelajaran di dalam kelas ketika guru menggunakan teknik mnemonics.	✓					5
5	Saya merasa bosan apabila guru menggunakan teknik mnemonics di dalam kelas.					✓	5
6	Saya tidak tertarik dengan teknik mnemonics yang diterapkan oleh guru di dalam kelas.					✓	5
7	Saya menyukai apabila guru selalu menggunakan teknik mnemonics dalam proses pembelajaran.	✓					5
8	Saya lebih memahami pelajaran ketika guru menggunakan teknik mnemonics di dalam kelas.	✓					5
9	Saya sangat antusias dalam pembelajaran di dalam kelas ketika guru menggunakan teknik mnemonics.	✓					5
10	Saya tidak memahami pelajaran ketika guru menggunakan teknik mnemonics di dalam kelas.					✓	5

11	Belajar penguasaan vocabulary melalui teknik Mnemonics membuat saya lebih aktif dalam pembelajaran	✓					5
12	Saya mudah mengingat kembali kosa kata yang telah saya pelajari melalui teknik Mnemonics	✓					5
13	Saya tidak ingin ketinggalan materi pembelajaran ketika guru menggunakan teknik Mnemonics di dalam kelas	✓					5
14	Saya menginginkan agar guru selalu menggunakan teknik Mnemonics saat pembelajaran di dalam kelas	✓					5
15	Belajar penguasaan kosa kata menggunakan teknik Mnemonics memberikan manfaat kepada saya	✓					5
16	Saya merasa mengantuk apabila belajar dengan menggunakan teknik Mnemonics					✓	5
17	Teknik Mnemonics tidak memberikan manfaat kepada saya					✓	5
18	Belajar melalui teknik mnemonics membuat saya sulit menghafal kosa kata					✓	5
19	Saya merasa malas belajar ketika guru menggunakan teknik Mnemonics di dalam kelas					✓	5
20	Saya selalu izin dalam pembelajaran di dalam kelas ketika guru menggunakan teknik Mnemonics				✓	.	4

Instrument of Questionnaire

Nama: Risnatia Haliza Nasya

Angket ini merupakan kumpulan pernyataan-pernyataan yang tertulis yang digunakan untuk memperoleh informasi dari responden tentang "Ketertarikan siswa terhadap penggunaan teknik Mnemonics dalam meningkatkan kosakata siswa". Hasil angket ini diharapkan dapat menjadi bahan kelengkapan peneliti. Kepada siswa diharapkan menjawab pernyataan sesuai dengan yang dirasakan dan sejujur-jujurnya.

Petunjuk pengisian :

1. Pada kuesioner ini terdapat 20 pernyataan. Pertimbangkan baik-baik setiap pernyataan dan berilah jawaban yang benar-benar sesuai dengan pilihan anda dengan sejujur-jujurnya tanpa dipengaruhi oleh dari pihak lain.
2. Berilah tanda \checkmark pada setiap jawaban yang anda anggap sesuai dengan pilihan anda dan yang anda rasakan. Pilihan jawaban tersebut adalah:

SS : Sangat Setuju

S : Setuju

KS : Kurang Setuju

TS : Tidak Setuju

STS : Sangat Tidak Setuju

No	Pernyataan	SS	S	KS	TS	STS
1	Saya sangat tertarik dengan teknik mnemonics yang diberikan oleh guru di dalam kelas.		\checkmark			
2	Teknik mnemonics yang diaplikasikan oleh guru membuat saya merasa tidak		\times		\checkmark	

	semangat dalam proses pembelajaran.						
3	Saya tidak senang apabila guru menggunakan teknik mnemonics dalam proses pembelajaran.				✓		4
4	Saya merasa semangat dalam pembelajaran di dalam kelas ketika guru menggunakan teknik mnemonics.		✓				4
5	Saya merasa bosan apabila guru menggunakan teknik mnemonics di dalam kelas.				✓		4
6	Saya tidak tertarik dengan teknik mnemonics yang diterapkan oleh guru di dalam kelas.				✓		4
7	Saya menyukai apabila guru selalu menggunakan teknik mnemonics dalam proses pembelajaran.		✓				4
8	Saya lebih memahami pelajaran ketika guru menggunakan teknik mnemonics di dalam kelas.		✓				4
9	Saya sangat antusias dalam pembelajaran di dalam kelas ketika guru menggunakan teknik mnemonics.		✓				4
10	Saya tidak memahami pelajaran ketika guru menggunakan teknik mnemonics di dalam kelas.				✓		4

11	Belajar penguasaan vocabulary melalui teknik Mnemonics membuat saya lebih aktif dalam pembelajaran		✓				4
12	Saya mudah mengingat kembali kosa kata yang telah saya pelajari melalui teknik Mnemonics		✓				4
13	Saya tidak ingin ketinggalan materi pembelajaran ketika guru menggunakan teknik Mnemonics di dalam kelas		✓				4
14	Saya menginginkan agar guru selalu menggunakan teknik Mnemonics saat pembelajaran di dalam kelas		✓				4
15	Belajar penguasaan kosa kata menggunakan teknik Mnemonics memberikan manfaat kepada saya		✓				4
16	Saya merasa mengantuk apabila belajar dengan menggunakan teknik Mnemonics				✓		4
17	Teknik Mnemonics tidak memberikan manfaat kepada saya				✓		4
18	Belajar melalui teknik mnemonics membuat saya sulit menghafal kosa kata				✓		4
19	Saya merasa malas belajar ketika guru menggunakan teknik Mnemonics di dalam kelas				✓		4
20	Saya selalu izin dalam pembelajaran di dalam kelas ketika guru menggunakan teknik Mnemonics				✓		4

Instrument of Questionnaire

Nama: Dewi Wulany Sari

Angket ini merupakan kumpulan pernyataan-pernyataan yang tertulis yang digunakan untuk memperoleh informasi dari responden tentang “Ketertarikan siswa terhadap penggunaan teknik Mnemonics dalam meningkatkan kosakata siswa”. Hasil angket ini diharapkan dapat menjadi bahan kelengkapan peneliti. Kepada siswa diharapkan menjawab pernyataan sesuai dengan yang dirasakan dan sejujur-jujurnya.

Petunjuk pengisian :

1. Pada kuesioner ini terdapat 20 pernyataan. Pertimbangkan baik-baik setiap pernyataan dan berilah jawaban yang benar-benar sesuai dengan pilihan anda dengan sejujur-jujurnya tanpa dipengaruhi oleh dari pihak lain.
2. Berilah tanda \checkmark pada setiap jawaban yang anda anggap sesuai dengan pilihan anda dan yang anda rasakan. Pilihan jawaban tersebut adalah:

SS : Sangat Setuju

S : Setuju

KS : Kurang Setuju

TS : Tidak Setuju

STS : Sangat Tidak Setuju

No	Pernyataan	SS	S	KS	TS	STS
1	Saya sangat tertarik dengan teknik mnemonics yang diberikan oleh guru di dalam kelas.	\checkmark				
2	Teknik mnemonics yang diaplikasikan oleh guru membuat saya merasa tidak				\checkmark	

	semangat dalam proses pembelajaran.						
3	Saya tidak senang apabila guru menggunakan teknik mnemonics dalam proses pembelajaran.				✓		4
4	Saya merasa semangat dalam pembelajaran di dalam kelas ketika guru menggunakan teknik mnemonics.	✓					5
5	Saya merasa bosan apabila guru menggunakan teknik mnemonics di dalam kelas.					✓	5
6	Saya tidak tertarik dengan teknik mnemonics yang diterapkan oleh guru di dalam kelas.					✓	5
7	Saya menyukai apabila guru selalu menggunakan teknik mnemonics dalam proses pembelajaran.		✓				4
8	Saya lebih memahami pelajaran ketika guru menggunakan teknik mnemonics di dalam kelas.	✓					5
9	Saya sangat antusias dalam pembelajaran di dalam kelas ketika guru menggunakan teknik mnemonics.		✓				4
10	Saya tidak memahami pelajaran ketika guru menggunakan teknik mnemonics di dalam kelas.					✓	5

11	Belajar penguasaan vocabulary melalui teknik Mnemonics membuat saya lebih aktif dalam pembelajaran		✓				4
12	Saya mudah mengingat kembali kosa kata yang telah saya pelajari melalui teknik Mnemonics	✓					5
13	Saya tidak ingin ketinggalan materi pembelajaran ketika guru menggunakan teknik Mnemonics di dalam kelas	✓					5
14	Saya menginginkan agar guru selalu menggunakan teknik Mnemonics saat pembelajaran di dalam kelas	✓					5
15	Belajar penguasaan kosa kata menggunakan teknik Mnemonics memberikan manfaat kepada saya		✓				4
16	Saya merasa mengantuk apabila belajar dengan menggunakan teknik Mnemonics					✓	5
17	Teknik Mnemonics tidak memberikan manfaat kepada saya					✓	5
18	Belajar melalui teknik mnemonics membuat saya sulit menghafal kosa kata					✓	5
19	Saya merasa malas belajar ketika guru menggunakan teknik Mnemonics di dalam kelas					✓	5
20	Saya selalu izin dalam pembelajaran di dalam kelas ketika guru menggunakan teknik Mnemonics				✓		4

Instrument of Questionnaire

Name: Ririn Afriani

Angket ini merupakan kumpulan pernyataan-pernyataan yang tertulis yang digunakan untuk memperoleh informasi dari responden tentang "Ketertarikan siswa terhadap penggunaan teknik Mnemonics dalam meningkatkan kosakata siswa". Hasil angket ini diharapkan dapat menjadi bahan kelengkapan peneliti. Kepada siswa diharapkan menjawab pernyataan sesuai dengan yang dirasakan dan sejujur-jujurnya.

Petunjuk pengisian :

1. Pada kuesioner ini terdapat 20 pernyataan. Pertimbangkan baik-baik setiap pernyataan dan berilah jawaban yang benar-benar sesuai dengan pilihan anda dengan sejujur-jujurnya tanpa dipengaruhi oleh dari pihak lain.
2. Berilah tanda \checkmark pada setiap jawaban yang anda anggap sesuai dengan pilihan anda dan yang anda rasakan. Pilihan jawaban tersebut adalah:

SS : Sangat Setuju

S : Setuju

KS : Kurang Setuju

TS : Tidak Setuju

STS : Sangat Tidak Setuju

No	Pernyataan	SS	S	KS	TS	STS
1	Saya sangat tertarik dengan teknik mnemonics yang diberikan oleh guru di dalam kelas.	\checkmark				
2	Teknik mnemonics yang diaplikasikan oleh guru membuat saya merasa tidak					\checkmark

	semangat dalam proses pembelajaran.						
3	Saya tidak senang apabila guru menggunakan teknik mnemonics dalam proses pembelajaran.					✓	5
4	Saya merasa semangat dalam pembelajaran di dalam kelas ketika guru menggunakan teknik mnemonics.	✓					5
5	Saya merasa bosan apabila guru menggunakan teknik mnemonics di dalam kelas.					✓	5
6	Saya tidak tertarik dengan teknik mnemonics yang diterapkan oleh guru di dalam kelas.				✓		4
7	Saya menyukai apabila guru selalu menggunakan teknik mnemonics dalam proses pembelajaran.		✓				4
8	Saya lebih memahami pelajaran ketika guru menggunakan teknik mnemonics di dalam kelas.		✓				4
9	Saya sangat antusias dalam pembelajaran di dalam kelas ketika guru menggunakan teknik mnemonics.		✓				4
10	Saya tidak memahami pelajaran ketika guru menggunakan teknik mnemonics di dalam kelas.					✓	4

11	Belajar penguasaan vocabulary melalui teknik Mnemonics membuat saya lebih aktif dalam pembelajaran		✓				4
12	Saya mudah mengingat kembali kosa kata yang telah saya pelajari melalui teknik Mnemonics	✓	1				5
13	Saya tidak ingin ketinggalan materi pembelajaran ketika guru menggunakan teknik Mnemonics di dalam kelas	✓					5
14	Saya menginginkan agar guru selalu menggunakan teknik Mnemonics saat pembelajaran di dalam kelas	✓					5
15	Belajar penguasaan kosa kata menggunakan teknik Mnemonics memberikan manfaat kepada saya	✓					5
16	Saya merasa mengantuk apabila belajar dengan menggunakan teknik Mnemonics			✓			3
17	Teknik Mnemonics tidak memberikan manfaat kepada saya			✓			3
18	Belajar melalui teknik mnemonics membuat saya sulit menghafal kosa kata					✓	5
19	Saya merasa malas belajar ketika guru menggunakan teknik Mnemonics di dalam kelas				✓		4
20	Saya selalu izin dalam pembelajaran di dalam kelas ketika guru menggunakan teknik Mnemonics				✓		4

Instrument of Questionnaire

Nama: Nur Aisyah

Angket ini merupakan kumpulan pernyataan-pernyataan yang tertulis yang digunakan untuk memperoleh informasi dari responden tentang “Ketertarikan siswa terhadap penggunaan teknik Mnemonics dalam meningkatkan kosakata siswa”. Hasil angket ini diharapkan dapat menjadi bahan kelengkapan peneliti. Kepada siswa diharapkan menjawab pernyataan sesuai dengan yang dirasakan dan sejujur-jujurnya.

Petunjuk pengisian :

1. Pada kuesioner ini terdapat 20 pernyataan. Pertimbangkan baik-baik setiap pernyataan dan berilah jawaban yang benar-benar sesuai dengan pilihan anda dengan sejujur-jujurnya tanpa dipengaruhi oleh dari pihak lain.
2. Berilah tanda \checkmark pada setiap jawaban yang anda anggap sesuai dengan pilihan anda dan yang anda rasakan. Pilihan jawaban tersebut adalah:

SS : Sangat Setuju

S : Setuju

KS : Kurang Setuju

TS : Tidak Setuju

STS : Sangat Tidak Setuju

No	Pernyataan	SS	S	KS	TS	STS
1	Saya sangat tertarik dengan teknik mnemonics yang diberikan oleh guru di dalam kelas.	\checkmark				
2	Teknik mnemonics yang diaplikasikan oleh guru membuat saya merasa tidak				\checkmark	

5

4

	semangat dalam proses pembelajaran.				✓		
3	Saya tidak senang apabila guru menggunakan teknik mnemonics dalam proses pembelajaran.				✓		4
4	Saya merasa semangat dalam pembelajaran di dalam kelas ketika guru menggunakan teknik mnemonics.		✓				4
5	Saya merasa bosan apabila guru menggunakan teknik mnemonics di dalam kelas.					✓	5
6	Saya tidak tertarik dengan teknik mnemonics yang diterapkan oleh guru di dalam kelas.				✓		4
7	Saya menyukai apabila guru selalu menggunakan teknik mnemonics dalam proses pembelajaran.		✓				4
8	Saya lebih memahami pelajaran ketika guru menggunakan teknik mnemonics di dalam kelas.	✓					5
9	Saya sangat antusias dalam pembelajaran di dalam kelas ketika guru menggunakan teknik mnemonics.	✓					5
10	Saya tidak memahami pelajaran ketika guru menggunakan teknik mnemonics di dalam kelas.			✓		✓	5

APPENDIX 7: Documentation


11	Belajar penguasaan vocabulary melalui teknik Mnemonics membuat saya lebih aktif dalam pembelajaran	✓					5
12	Saya mudah mengingat kembali kosa kata yang telah saya pelajari melalui teknik Mnemonics		✓				4
13	Saya tidak ingin ketinggalan materi pembelajaran ketika guru menggunakan teknik Mnemonics di dalam kelas		✓				4
14	Saya menginginkan agar guru selalu menggunakan teknik Mnemonics saat pembelajaran di dalam kelas		✓				4
15	Belajar penguasaan kosa kata menggunakan teknik Mnemonics memberikan manfaat kepada saya		✓				4
16	Saya merasa mengantuk apabila belajar dengan menggunakan teknik Mnemonics					✓	5
17	Teknik Mnemonics tidak memberikan manfaat kepada saya					✓	3
18	Belajar melalui teknik mnemonics membuat saya sulit menghafal kosa kata				✓		4
19	Saya merasa malas belajar ketika guru menggunakan teknik Mnemonics di dalam kelas					✓	5
20	Saya selalu izin dalam pembelajaran di dalam kelas ketika guru menggunakan teknik Mnemonics					✓	5

APPENDIX 7: Dokumentation





APPENDIX 8: SK Supervisor

 **KEMENTERIAN AGAMA REPUBLIK INDONESIA**
INSTITUT AGAMA ISLAM NEGERI PAREPARE
FAKULTAS TARBIYAH
Jln. Amal Bakti No. 8 Soreang, Kota Parepare 91132 Telepon (0421) 21307, Fax. (0421) 24404
PO Box 909 Parepare 91100, website: www.iainparepare.ac.id, email: info@iainparepare.ac.id

Nomor : B. 168 /In.39.5/PP.00.9/09/2019 03 September 2019
Lamp. : -
Hal : Penetapan Pembimbing Skripsi

Kepada Yth.
1. Dr. Abdul Haris Sunubi, SS.,M.Pd.
2. Dr. Magdahalena Tjalla, M.Hum.



di-
Tempat

Assalamu Alaikum Wr. Wb.

Berdasarkan Hasil Keputusan Sidang Judul Penelitian Pada tanggal 09 Agustus 2019, maka dengan ini kami menunjuk dan menetapkan Bapak/Ibu sebagai pembimbing pada mahasiswa:

Nama : Hasniyanti
Nim : 16.1300.120
Prodi : Pendidikan Bahasa Inggris
Fakultas : Tarbiyah
Judul : Enhancing the Students Vocabulary Mastery Through MNEMONIC Technique at Rumah Bambu Pintar Kec. Suppa Kab. Pinrang

Demikian surat penetapan ini diberikan kepada masing-masing yang bersangkutan untuk dilaksanakan sebagaimana mestinya.

 Dekan
 Keepudin.

APPENDIX 9: Research Allowances



**KEMENTERIAN AGAMA REPUBLIK INDONESIA
INSTITUT AGAMA ISLAM NEGERI PAREPARE
FAKULTAS TARBIYAH**

Jln. Amal Bakti No. 8 Soreang, Kota Parepare 91132 Telepon (0421) 21307, Fax. (0421) 24404
PO Box 909 Parepare 91100, website: www.iainpare.ac.id, email: mail@iainpare.ac.id

Nomor : B. 163/In.39.5.1/PP.00.9/07/2020
Lampiran : 1 Bundel Proposal
Hal : Permohonan Rekomendasi Izin Penelitian

Yth. Bupati Pinrang
C.q. Dinas Penanaman Modal dan Pelayanan Terpadu Satu Pintu
di,
Kab. Pinrang

Assalamu Alaikum Wr. Wb.

Dengan ini disampaikan bahwa mahasiswa Institut Agama Islam Negeri Parepare:

Nama : Hasniyanti
Tempat/Tgl. Lahir : Sidrap, 9 Mei 1997
NIM : 16.1300.120
Fakultas / Program Studi : Tarbiyah / Pendidikan Bahasa Inggris
Semester : VIII (Delapan)
Alamat : Dusun Maniang Salo, Desa Wanio Kec. Panca Lautang
Kab. Sidrap

Bermaksud akan mengadakan penelitian di wilayah Kabupaten Pinrang dalam rangka penyusunan skripsi yang berjudul:

"Enhancing Students' Vocabulary Mastery Through Mnemonics Technique at Rumah Bambu Pintar (RBP) Desa Wiringtasi Kec. Suppa Kab. Pinrang"

Pelaksanaan penelitian ini direncanakan pada bulan Juli sampai bulan Agustus Tahun 2020. Demikian permohonan ini disampaikan atas perkenaan dan kerjasamanya diucapkan terima kasih.

Wassalamu Alaikum Wr. Wb.

Parepare, 13 Juli 2020

Wakil Dekan I,



Muhammad Dahlan Thalib

Tembusan :

1. Rektor IAIN Parepare
2. Dekan Fakultas Tarbiyah



PEMERINTAH KABUPATEN PINRANG
DINAS PENANAMAN MODAL DAN PELAYANAN TERPADU SATU PINTU
UNIT PELAYANAN TERPADU SATU PINTU
Jl. Jend. Sukawati Nomor 40. Telp/Fax : (0421)921695 Pinrang 91212

**KEPUTUSAN KEPALA DINAS PENANAMAN MODAL
DAN PELAYANAN TERPADU SATU PINTU KABUPATEN PINRANG**
Nomor : 503/0249/PENELITIAN/DPMPTSP/07/2020

Tentang

REKOMENDASI PENELITIAN

- Menimbang** : bahwa berdasarkan penelitian terhadap permohonan yang diterima tanggal 16-07-2020 atas nama HASNIYANTI, dianggap telah memenuhi syarat-syarat yang diperlukan sehingga dapat diberikan Rekomendasi Penelitian.
- Mengingat** :
1. Undang - Undang Nomor 29 Tahun 1959;
2. Undang - Undang Nomor 18 Tahun 2002;
3. Undang - Undang Nomor 25 Tahun 2007;
4. Undang - Undang Nomor 25 Tahun 2009;
5. Undang - Undang Nomor 23 Tahun 2014;
6. Peraturan Presiden RI Nomor 97 Tahun 2014;
7. Peraturan Menteri Dalam Negeri Nomor 64 Tahun 2011 sebagaimana telah diubah dengan Peraturan Menteri Dalam Negeri Nomor 7 Tahun 2014;
8. Peraturan Bupati Pinrang Nomor 48 Tahun 2016; dan
9. Peraturan Bupati Pinrang Nomor 38 Tahun 2019.
- Memperhatikan** :
1. Rekomendasi Tim Teknis PTSP : 0567/R/T.Teknis/DPMPTSP/07/2020, Tanggal : 16-07-2020
2. Berita Acara Pemeriksaan (BAP) Nomor : 0253/BAP/PENELITIAN/DPMPTSP/07/2020, Tanggal : 16-07-2020

MEMUTUSKAN

- Menetapkan** :
KESATU : Memberikan Rekomendasi Penelitian kepada :
1. Nama Lembaga : INSTITUT AGAMA ISLAM NEGERI PAREPARE
2. Alamat Lembaga : JL. AMAL BAKTI NO. 8 SOREANG
3. Nama Peneliti : HASNIYANTI
4. Judul Penelitian : ENHANCING STUDENTS' VOCABULARY MASTERY THROUGH MNEMONICS TECHNIQUE AT RUMAH BAMBU PINTAR (RBT) DESA WIRINGTASI KEC. SUPPA KAB. PINRANG
5. Jangka waktu Penelitian : 1 Bulan
6. Sasaran/target Penelitian : SISWA KURSUS
7. Lokasi Penelitian : Kecamatan Suppa
- KEDUA** : Rekomendasi Penelitian ini berlaku selama 6 (enam) bulan atau paling lambat tanggal 16-01-2021.
- KETIGA** : Peneliti wajib mentaati dan melakukan ketentuan dalam Rekomendasi Penelitian ini serta wajib memberikan laporan hasil penelitian kepada Pemerintah Kabupaten Pinrang melalui Unit PTSP selambat-lambatnya 6 (enam) bulan setelah penelitian dilaksanakan.
- KEEMPAT** : Keputusan ini mulai berlaku pada tanggal ditetapkan, apabila dikemudian hari terdapat kekeliruan, dan akan diadakan perbaikan sebagaimana mestinya.

Diterbitkan di Pinrang Pada Tanggal 16 Juli 2020



Biaya : Rp 0,-

Ditandatangani Secara Elektronik Oleh :
ANDI MIRANI, AP., M.Si
NIP. 197406031993112001
Kepala Dinas Penanaman Modal dan PTSP
Selaku Kepala Unit PTSP Kabupaten Pinrang



Balai
Sertifikasi
Elektronik



**ZONA
HIJAU**



OMBUDSMAN
REPUBLIK INDONESIA



RUMAH BAMBU PINTAR

Jl. Poros Ujung Lero Dusun Lero B Desa Wiring Tasi Kec. Suppa Kab. Pinrang
(Kediaman A. Idris/ A. Dewiyanti – Kepala Desa Wiring Tasi) Telp. 082252962107

Wiring Tasi, 30 Oktober 2020

Nomor : 016/ RBP-Ext/ XII/ 2020
Perihal : Konfirmasi Penelitian
Lampiran : -

Kepada,
Fakultas Tarbiyah IAIN Parepare

Di Tempat

Assalamu alaikum Warahmatullahi Wabarakatuh
Salam tertiring doa kami sampaikan, semoga selalu berada dalam lindungan Allah SWT.


Berdasarkan Surat No.503/0249/Penelitian/DPMPTSP/07/2020, perihal surat rekomendasi penelitian di Rumah Bambu Pintar – Education yang dilaksanakan oleh saudara :

Nama : Hasniyanti
Nim : 16.1300.120
Program Studi : Pendidikan Bahasa Inggris
Universitas : IAIN Parepare

Maka dengan ini kami sampaikan bahwa mahasiswa tersebut telah kami terima sebagai peneliti di Rumah Bambu Pintar dan telah melakukan penelitian dengan judul "**Enhancing students' vocabulary mastery through Mnemonics technique at Rumah Bambu Pintar (RBP) Desa Wiring Tasi Kec. Suppa Kab. Pinrang**", dengan waktu meneliti terhitung dari 11 Juli 2020 s/d 9 Agustus 2020.

Demikian kami sampaikan, atas perhatiannya kami ucapkan Terima kasih.

Hormat saya,
Penanggung Jawab Pendidikan RBP



Muh. Rizal Budianto

CURICULUM VITAE



HASNIYANTI, the writer was born on May 9th 1997 in Sidrap. She is from the couple Sudirman and Darmawati (almh). She is the first child from three children in her family. She has one brother and one sister.

She began her study in Elementary Scholl at SDN 1 Wanio and graduated on 2010. In the same year, she continued her study in Junior High School at SMPN 2 Panca Lautang and finished her study there on 2013. After that she continued in SMAN 1 Tellu Limpoe which has been changed into SMAN 5 Sidrap and graduated on 2016. In the same year, she decided to continue her study at State Islamic Institute (IAIN) Parepare. During her study in IAIN Parepare she has entered as the member of Ikatan Keluarga Mahasiswa Bidikmisi (IKMB) and member of English Course “Galaxy School” since 2017. Since January 2019, she as teacher in one of course in Pinrang “Rumah Bambu Pintar”. She completed her skripsi with the tittle “Enhancing Students’ Vocabulary Mastery through Mnemonics Technique at Rumah Bambu Pintar (RBP) Desa Waringtasi Kec. Suppa Kab. Pinrang” on 2020.